



VANDERBILT

BASKETBALL



Fact Book
2011-12

TV/RADIO ROSTER



Brad Tinsley
G • 6-3 • 210 • Sr.
Oregon City, Ore.




Kedren Johnson
G • 6-4 • 215 • Fr.
Lewisburg, Tenn.




Festus Ezeli
C • 6-11 • 255 • Sr.
Benin City, Nigeria



Lance Goulbourne
F • 6-8 • 225 • Sr.
Brooklyn, N.Y.



Kyle Fuller
G • 6-1 • 220 • So.
Moreno Valley, Calif.



Jordan Smart
G/F • 6-6 • 200 • Jr.
Lexington, Ky.




Aaron Noll
F • 6-7 • 220 • Sr.
Fort Mitchell, Ky.




John Jenkins
G • 6-4 • 215 • Jr.
Hendersonville, Tenn.



Dai-Jon Parker
G • 6-3 • 190 • Fr.
Baton Rouge, La.



Steve Tchiengang
G • 6-9 • 240 • Sr.
Douala, Cameroon



Shelby Moats
F • 6-8 • 225 • Fr.
Waconia, Minn.



James Siakam
F • 6-7 • 210 • Fr.
Douala, Cameroon



Josh Henderson
C • 6-11 • 220 • Fr.
Roanoke, Va.



Jeffery Taylor
F • 6-7 • 225 • Sr.
Norkopping, Sweden



Rod Odom
F • 6-9 • 207 • So.
Central Islip, N.Y.



Kevin Stallings
Head Coach



David Cason
Basketball Staff



Brad Frederick
Basketball Staff



Dan Muller
Basketball Staff



Tom Richardson
Basketball Staff



TABLE OF CONTENTS

Media Information

Athletic Communications Staff.....	2
Credential, Interview and Blogging Policy..	3

2011-12 Commodores

Season Outlook.....	4-5
Quick Facts.....	6
Roster.....	7

Player Information

Festus Ezeli.....	8-9
Kyle Fuller.....	9
Lance Goulbourne.....	10
Josh Henderson.....	11
John Jenkins.....	11-12
Aaron Noll.....	13
Rod Odom.....	13
James Siakam.....	14
Jordan Smart.....	14
Jeffery Taylor.....	15-16
Steve Tchiengang.....	16-17
Brad Tinsley.....	17-18
Kedren Johnson.....	19
Shelby Moats.....	19
Dai-Jon Parker.....	19

Game by Game Stats

Festus Ezeli, Kyle Fuller.....	20
Lance Goulbourne.....	21
John Jenkins, Aaron Noll, Rod Odom.....	22
Jordan Smart, Jeffery Taylor.....	23
Steve Tchiengang.....	24
Brad Tinsley.....	25

Vanderbilt Coaching Staff

Head Coach Kevin Stallings.....	26-29
David Cason and Brad Frederick.....	30
Dan Muller and Tom Richardson.....	31
Support Staff.....	32

University Administration

Chancellor Nicholas S. Zeppos.....	33
Vice Chancellor for Student Affairs and Athletics, David Williams II.....	34

2010-11 Season Review

2011-12 Preseason Notes.....	35-36
Departed Players.....	37
2010-11 Overall Statistics.....	38
2010-11 Results.....	39
2010-11 Game by Game Stats.....	40
Miscellaneous Statistics.....	41
2010-11 Recaps.....	42-53
2010-11 SEC Standings.....	52

Vanderbilt Basketball History

Commodore Timeline.....	55-57
Postseason History.....	58-59
Vanderbilt Coaches.....	60
NCAA Boxscores.....	61-68
NIT Boxscores.....	69-73
NIT Teams.....	74-75
Honors and Awards.....	76-78
1,000 Point Scorers.....	79-81
Commodores in the Pros.....	82-83
Vanderbilt Lettermen.....	84-85
Lettermen by Jersey Number.....	86
Vanderbilt in the AP Poll.....	87
Vanderbilt vs. Ranked Opponents.....	88-89

Vanderbilt Records

Scoring Marks.....	90-91
30-Plus Point/Game Scorers.....	92
Field Goal Shooting Marks.....	93
3-Point Field Goal Shooting Marks.....	94
Free Throw Shooting Marks.....	95
Rebounding Marks.....	96
Vanderbilt Assist Marks.....	97
Vanderbilt Steal & Block Marks.....	98
Single Game Scoring Marks.....	99
100-Point Games.....	99
List of Overtime Games.....	100
Margins of Victory & Defeat.....	100
Postseason Marks.....	101

Memorial Gym Records

Memorial Gym Marks.....	102-103
-------------------------	---------

Team Statistics and Records

All-Time Annual Team Statistics.....	104-105
Annual Team Records.....	106
Annual Year-by-Year Records.....	107-118

Series Records

Series Records vs. All Opponents.....	119
Game by Game Results vs. Opponents.....	120-127
Vs. The Conferences.....	128-129

Opponent Information

Non-Conference Opponents.....	130
SEC Opponents.....	131

Composite Schedule

SEC Only Composite Schedule.....	132
----------------------------------	-----

vucommodores.com

For more information on Vanderbilt athletics, please visit vucommodores.com for the latest in news, videos, blogs, statistics, and scores.

Credits

On The Cover

Vanderbilt seniors Jeffery Taylor, Lance Goulbourne, Festus Ezeli, Steve Tchiengang, and Brad Tinsley.

Writing and Design

Andy Boggs and Vanderbilt Creative Services

Contributors

Brandon Barca, Ashley Crosby, Eli Horowitz, Larry Leathers, Ryan Schulz, Chris Weinman, and Rod Williamson

Photography

Most of the images are the work of John Russell and Joe Howell, Vanderbilt University Photographers. Other images were provided by the late Neil Brake, Paul S. Levy, David Coyle, Todd Drexler, Daniel DuBois, Steve Green, Carol Hamlett, Leslie Fisher, Don Jones, Mike Strasinger, and NBA/Getty Images.

Printing

Franklin Graphics

Special Thanks

Josh Ambrose of Franklin Graphics



MEDIA INFORMATION

GameDay Media Policies

Credentials

The Vanderbilt Athletic Communications office issues season media credentials to authorized full-time or specified representatives of media outlets who cover Vanderbilt basketball on a regular basis. Single-game credentials also will be available for media who cover the team less frequently, should space allow. Please e-mail or fax credential requests on company letterhead to the attention of men's basketball contact, Andy Boggs.

Credential Pick-Up

Credentials are available for pick-up at "Media Will Call" located near the playing floor at Memorial Gymnasium. Media wishing to access "Media Will Call" should enter the service tunnel located at the end of Lot 71 behind the outfield wall of Vanderbilt's Hawkins Field baseball stadium. Proceed through the tunnel until you arrive at the "Media Will Call" table. If enough advance notice is given, credentials can be mailed or sent via next-day carrier at the expense of the media organization making the request.

Media Parking

Media parking is located inside the 25th Avenue parking garage located at the corner of 25th Avenue and Jess Neely Drive. After parking, please enter Memorial Gymnasium through the service tunnel entrance located at the end of Lot 71 behind the outfield wall of Vanderbilt's Hawkins Field baseball stadium. Vehicles parked in Lot 71 without the proper parking pass will be towed.

Media Seating

Media covering Vanderbilt basketball games are seated at various locations inside Memorial Gymnasium. 1.) A select number of seats are available on the floor, usually reserved for Nashville beatwriters and radio crews from both schools. 2.) An additional 20 seats are available inside Suite 5 located on the northside concourse, reserved for media following the visiting team and Nashville radio and television media. 3.) More than 40 seats are available in the third-level pressbox for additional media seating needs.

Media Workroom

Memorial Gymnasium's media workroom is located in the northeast corner of the facility, nearest the opponents' bench. This room will serve as a place for pregame meals as well as an area for the media to work after the game. The room is equipped with both telephone and data ports.

General Communications Possibilities

Media sitting in any location inside Memorial Gymnasium have access to the Internet via wireless connection. If you do not have capabilities for such access, please contact Andy Boggs days prior to your arrival at Memorial Gymnasium. A select number of data lines are available.

A limited number of phones are available for local and calling card calls. Please contact a member of the media relations staff if you need your own phone.

Postgame Interview Format

The Vanderbilt locker room is closed to media following the game. After a 10-minute cooling off period, Coach Stallings will hold a press conference in the postgame media interview room located near the pregame meal room in the southwest corner of Memorial Gym. After Coach Stallings, the opposing head coach will be brought to the interview room, followed by requested Vanderbilt players. Please make your player requests to the Vanderbilt Athletic Communications Office.

Athletic Communications Staff



Andy Boggs
MBB Contact/
Assistant Director



Brandon Barca
Director of
Online Services



Larry Leathers
Assistant Director



Kyle Parkinson
Assistant Director



Michael Scholl
Assistant Director



Ryan Schulz
Assistant Director



Chris Weinman
Assistant Director



Rod Williamson
Director of
Communications



Ashley Crosby
Communications
Intern

STAFF PHONE NUMBERS

OFFICE: (615) 322-4121 • FAX: (615) 343-7064 • PRESS ROW: (615) 320-0436

SID CONTACT INFORMATION

Andy Boggs	343-1847 (W)	andy.boggs@vanderbilt.edu
Larry Leathers	343-6437 (W)	larry.leathers@vanderbilt.edu
Kyle Parkinson	343-0020 (W)	kyle.parkinson@vanderbilt.edu
Michael Scholl	343-5823 (W)	michael.scholl@vanderbilt.edu
Ryan Schulz	343-4396 (W)	ryan.schulz@vanderbilt.edu
Chris Weinman	343-0019 (W)	chris.weinman@vanderbilt.edu
Rod Williamson	322-4051 (W)	rod.williamson@vanderbilt.edu
Ashley Crosby	322-4121 (W)	ashley.e.crosby@vanderbilt.edu

STAFF MAILING ADDRESSES

PO Box 129001
Nashville, TN 37212

2601 Jess Neely Drive
Nashville, TN 37212



MEDIA INFORMATION

Road Interview Policy

Vanderbilt's locker room will be closed to the media at road venues. Following a cooling off period, Coach Stallings and selected Commodore players will be available outside of the Vanderbilt locker room or in a formal postgame press conference at the discretion of the home SID.

Radio

The Voice of the Commodores **Joe Fisher (14th season)** and former Vanderbilt player **Tim Thompson (11th season)** will have the call courtside for Vanderbilt.

For visiting radio crews, ISDN and telephone lines are provided. A limited number of telephone lines are available at the various media seating locations throughout the gymnasium.

GENERAL MEDIA POLICIES

Interviewing the Commodores

Please coordinate all requests for player and coach interviews through Vanderbilt men's basketball athletic communications director Andy Boggs at least 24 hours in advance. Media should not contact a player or coach directly.

Practice Coverage

Vanderbilt players and coaches are available for interviews prior to practices on designated days. Practice schedules are sent via e-mail to media multiple times each week during the season to help facilitate coverage. Contact Andy Boggs if you wish to receive these updates. Player interviews typically begin 45 minutes before practice at Memorial Gymnasium. Interviews with Coach Kevin Stallings follow. Gameday walk-throughs are closed to the media at both Memorial Gymnasium and all road venues.

Weekly Teleconference

The Southeastern Conference will conduct a men's basketball coaches teleconference once each week during the league schedule. The teleconferences take place on Mondays, starting Jan. 2, and conclude March 5. Please contact either the Vanderbilt or SEC Media Relations offices for the teleconference phone number.

SCHEDULE (ALL TIMES CT)

Kevin Stallings (Vanderbilt)	10 a.m.
Billy Donovan (Florida)	10:07 a.m.
Darrin Horn (South Carolina)	10:14 a.m.
Mark Fox (Georgia)	10:21 a.m.
Trent Johnson (LSU).....	10:28 a.m.
John Calipari (Kentucky)	10:35 a.m.
Cuonzo Martin (Tennessee).....	10:42 a.m.
Mike Anderson (Arkansas)	10:49 a.m.
Anthony Grant (Alabama)	10:56 a.m.
Tony Barbee (Auburn).....	11:03 a.m.
Andy Kennedy (Ole Miss).....	11:10 a.m.
Rick Stansbury (Miss. State)	11:17 a.m.

www.VUCommodores.com

The official web site of Vanderbilt Student Athletics has all of your information needs. Pregame notes, including updated statistics, can be easily downloaded in PDF format. Following each contest is a game summary, boxscore, and postgame notes and quotes.

Photography

All photographers are restricted to the designated areas along the baseline opposite the home and visitor benches and must sign an affidavit agreeing to the SEC's new policy concerning photography. Strobe lights may not be installed in Memorial Gymnasium without permission from the Vanderbilt Athletic Communications office. When using photo images provided by the Vanderbilt Athletic Communications office, please credit: Vanderbilt Photography.

BLOGGING POLICY

The following is a set of guidelines that the Vanderbilt University Athletic Communications Office will use as a basis for issuing media credentials to independent online media representatives (bloggers). Overall, Vanderbilt University strives to work with individuals who adhere to professional standards, demonstrate transparency in their operations, and regularly produce quality content. While what follows shall serve as a guideline, they may be altered for certain events when necessary and are subject to regulations set forth by the Southeastern Conference and/or the NCAA.

- Individuals associated with a web-only media outlet may apply for credentials on a game-by-game basis unless otherwise specified. Requests for credentials must be sent via e-mail, fax or in writing to the requested Athletic Communications Director and be received at least three (3) business days prior to the event. Request should include applicant's legal name, company or blog they are representing, a mailing address and website address.
- The Athletic Communications Office requires that a requesting outlet possess its own domain name (.com, .net, etc.) and will not accept requests from sites based on free services (blogspot, wordpress, etc.).
- First time applicants must submit traffic/subscriber data from an independent source in order to be considered. **Sites with fewer than 25,000 legitimate unique visitors per month are not eligible for football or men's basketball credentialing.** Sites with fewer than 7,500 legitimate unique visitors per month are not eligible for women's basketball credentialing.
- In the interest of protecting the Vanderbilt University fan base, we require that all applicants that give users ability to submit comments and/or place cookies on user's computers supply a privacy policy that describes in full how the data collected through such activities is used or disseminated.
- Athletic Communications seeks to perpetuate the program and sport being credentialled and therefore prefers to work with online media outlets with an established track record covering our school, our conference or the requested sport. In the request, please provide a short summary of previous relevant experience, if any.
- As a general guideline, we would like to work with outlets that have been in continuous operation for at least 3-6 months. Additionally, an average of 3-5 substantive postings per week is expected in season from applicant web sites.
- Obtaining media credentials is an opportunity to interview players and team officials for legitimate media purposes only. Bloggers who are granted access to the press box and other areas inside the venue are expected to act professionally and adhere to all SEC and NCAA-mandated media guidelines at all times.
- The standard of professionalism also extends to content posted on the requesting website, whether posted by the requester, user or other agent. Profanity, racial or sexual comments will not be tolerated from credentialled outlets.
- No credentials will be issued to individuals under the age of 18.
- Vanderbilt University reserves the right of its personnel to deny or revoke credentials without notice and an individual shall surrender their credential upon request for violating the policies and/or safety procedures of security personnel, Vanderbilt University, the Southeastern Conference, or the NCAA.



SEASON OUTLOOK

Expectations for this year's Commodore basketball team may be the highest in the program's history, with all five starters returning from a 23-11 team in 2010-11, including three that were named to the All-SEC team. With Vanderbilt's five starters and 10 letterwinners returning and a stellar recruiting class entering the mix, numerous publications have Vanderbilt in their preseason top 10, the first time the Commodores have seen their name that high since the All-American Clyde Lee-led teams in 1964 (Associated Press preseason number six) and 1965 (AP preseason number five).

Led by 13th-year coach Kevin Stallings, one of the game's top practitioners, the 2011-12 rendition of the Commodores has it all – a senior-laden team, a heady point guard who led the league in assists in 2010-11 (Brad Tinsley), one of the nation's top shooters (John Jenkins), an athletic slasher with an improved jump shot (Jeffery Taylor), and a post presence that emerged last season that provided the Commodores a surprise boost to its offense (Festus Ezeli) – to have a very successful season.

No wonder the college basketball world has such high expectations for this year's Vanderbilt squad.

Guard: Senior point guard **Brad Tinsley** and junior shooting guard **John Jenkins** anchor the Commodore backcourt, with sophomore **Kyle Fuller** and freshmen **Dai-Jon Parker** and **Kedren Johnson** backing up the two returning starters.

Tinsley, a point guard at Oregon City (Ore.) High School and the state's Big School second all-time leading scorer behind NBA all-star Kevin Love, excelled in his first year as a collegiate point guard, notching the school's first ever triple-double against Presbyterian and leading the SEC in assists at 4.6 per game.

Jenkins had a stellar sophomore season in 2010-11 – he led the SEC in scoring in all games (19.5) and in SEC games only (20.8 ppg), and also led the league in threes made per contest with 3.1 per game. A first-team All-SEC selection last season and a preseason SEC Player-Of-The-Year candidate entering the 2011 campaign, Jenkins strengthened his resume this summer at the World University Games in China where he represented Team USA. He led all USA scorers at 13.5 points per game in six games in Shenzhen, China.

Fuller backed up Tinsley at the point guard position in 2010-11 as a true freshman, played in all 34 games, and averaged 1.9 points and 1.6 assists per game. Fuller provided energy off of the bench last season, and has worked hard on his jump shot in the offseason to add to his get-to-the-rim game.

Fuller will be pushed by freshman Kedren Johnson, who is from nearby Lewisburg, Tenn. Johnson averaged 27.3 points, 10.0 rebounds, 8.0 assists, 3.6 steals and 1.5 blocks in his senior season at Marshall County, where he departed as the school's all-time scoring and assist leader. Under head coach Jason Tigert, his Tigers' teams won three district and regional championships, and advanced to the Class 2A semifinals as a senior in 2011 in route to being named a district MVP four times, and a regional MVP three times.

Dai-Jon Parker will serve as Jenkins' backup at the two-guard position, as will Tinsley, who can slide over to play the off-guard spot if needed. Parker averaged 14 points, six rebounds, five assists, two blocks and two steals in his senior season at Milton High School in Georgia, a team that had three other Division I players in the starting five. His 2010 Milton team captured the Class 5A state championship, and the 2011 team won the regional championship.

Redshirt junior walk-on **Jordan Smart**, a 6'6 shooter from Lexington, Ky., who played in 14 games in 2010-11, also returns to the Vanderbilt backcourt.

Forwards: Seniors **Jeffery Taylor** and **Lance Goulbourne** hold down the starting three and four positions for the Commodores.

Taylor, who has started in all but one game during his three-year career, was a second-team All-SEC selection last year and averaged 14.7 points and 5.5 rebounds per game. The athletic 6'7 forward from Norkopping, Sweden, also improved on his three-point jump shot from his previous two seasons – he made 39 threes in his junior campaign, compared to only 10 in his freshman (1) and sophomore (9) seasons combined.



SEASON OUTLOOK



John Jenkins was named a first-team All-SEC selection in 2010-11 after leading the league in scoring.

Goulbourne took advantage of the departed Andre Walker's injury to emerge as the starting power forward in the middle of last season, and made the most of his time in the starting lineup. Goulbourne finished the season as Vanderbilt's leader in rebounds at 7.3 per game, and had a six-game stretch of contests at the beginning of SEC play when he averaged 11.3 rebounds and captured SEC Player of the Week honors in Commodore wins over Ole Miss (Jan. 19) and Saint Mary's (Jan. 22).

Also contributing at the wing position is sophomore **Rod Odom** and freshman **Shelby Moats**.

Odom played in all 34 games as a freshman, started eight, and averaged 3.9 points and 2.6 rebounds per game. Odom also made 28 threes in his freshman campaign and shot 37.3% from beyond-the-arc.

Moats is a freshman from Waconia, Minn., who has impressed coaches with his shooting ability in early practices. Moats averaged 22 points and 12 rebounds in his senior year at Waconia High School and ended his career with 1,772 points and 985 rebounds.

Redshirt freshman **James Siakam**, one of the team's better offensive rebounders and leapers, will also push for time at the wing position. Siakam, from Douala, Cameroon, averaged 18 points, 10 rebounds, and five blocks per game for his Brehm (Ill.) Prep team in his senior season in 2009-10.

Senior walk-on **Aaron Noll**, who will graduate in May and head to medical school next academic year, also returns for Vanderbilt. Noll played in four games in 2010-11 in limited duty for the Commodores.

Center: The Vanderbilt frontcourt is led by redshirt senior **Festus Ezeli**, who averaged 13.0 points and 6.3 rebounds in his first season as a starter in 2010-11 in route to a second-team All-SEC selection. Ezeli, from Benin City, Nigeria, saw his point and rebound average jump from 3.8 points and 3.2 rebounds as a sophomore, when he backed up All-SEC center A.J. Ogilvy. The senior big man also blocked 87 shots, a new Vanderbilt single-season record, and is only five blocks away from becoming the school's all-time career leader in blocks.

Also returning for the Commodores in the frontcourt is senior **Steve Tchiengang**, who can play the center and power forward positions. Tchiengang played in all 34 games last season, and averaged 4.8 points and 3.0 rebounds per contest. The senior from Douala, Cameroon has the ability to keep defenses honest with a solid three-point jump shot, making 22-of-53 threes a year ago (.415 clip). He had surgery on his right ankle at the end of his junior season, and hopes to be ready by the time the regular season begins in November.

After redshirting in 2010-11, 7'0 freshman **Josh Henderson** will provide backup minutes to Ezeli and Tchiengang at the five-spot. Henderson, who averaged 20 points, 11 rebounds, four blocks, and four steals per game in his senior season at Cave Spring High School in Roanoke, Va., has worked hard with Vanderbilt basketball strength and conditioning coach Curtis Turner in the last year to get his body ready for the rigors of Division I basketball.



2011-12 QUICK FACTS

Quick Facts

Location.....Nashville, Tenn.
 Founded.....1873
 Conference.....Southeastern (East)
 Enrollment.....6,738
 Nickname.....Commodores
 Colors.....Black and Gold
 Home Arena.....Memorial Gymnasium (14,316)
 Chancellor.....Nicholas Zeppos
 Vice Chancellor.....David Williams II
 Faculty Rep.....Richard McCarty

Basketball Staff

Head Coach.....Kevin Stallings
 Record Overall.....359-211 (18)
 Record at Vanderbilt.....236-148 (12)
 Basketball Staff.....David Cason, Dan Muller,
Tom Richardson, Brad Frederick
 Asst. Director of Operations.....Dan Cage
 Athletic Trainer.....Shannon Gordon
 Academic Counselor.....Neal Clark
 Administrative Assistant.....Molly Blatt
 Strength and Conditioning Coach.....Curtis Turner
 Office Number.....(615) 322-6530

Athletic Communications

Men's Basketball SID.....Andy Boggs
 Media Relations Address.....2601 Jess Neely Dr.
Nashville, TN 37212
 Office Phone.....(615) 343-1847
 Office Fax.....(615) 343-7064
 E-Mail.....Andy.Boggs@Vanderbilt.edu
 Memorial Gym Press Row.....(615) 320-0436
 Internet Site.....www.VUCommodores.com

History

Overall record.....1,470-1,035
 NCAA Tournament Appearances.....12
 Tournament Record.....9-13 (.409)
 Total Tournament Games.....22
 Last Appearance.....2011; Lost to Richmond
in the First Round of Midwest Regional
 Best Finishes at NCAA's.....Elite 8 (1965: field of 23)
Sweet 16 (1988, 1993: field of 64; 2004, 2007: field of 65)
 NIT Appearances.....11 (1983, 1987, 1990, 1992, 1994
1996, 1998, 2000, 2002, 2005, 2006)
 Tournament Record.....18-11 (.621)
 Total Tournament Games.....29
 Last Appearance.....2006; Lost at Notre Dame in First Round
 Best Finishes at NIT.....Champion (1990); Runner-Up (1994)

Team Information

2010-11 Record.....23-11
 SEC Record/Finish.....9-7/3rd East
 Home Record.....14-3
 Away Record.....5-5
 Neutral Record.....4-3
 Postseason.....Lost to Richmond (69-66) in 1st Rd of NCAA's
 Final AP Ranking.....25th
 Starters Returning/Lost.....5/0
 Letterwinners Returning/Lost.....10/4
 Newcomers.....3

Returning Players (2010-11 averages)

Name	P	Ht	Wt	CL	Pts	Rebs	A/BI
John Jenkins	G	6'4	215	Jr.	19.5	3.0	1.2a
Jeffery Taylor	F	6'7	225	Sr.	14.7	5.5	2.4a
Festus Ezeli	C	6'11	255	Sr.	13.0	6.3	2.6b
Brad Tinsley	G	6'3	210	Sr.	10.6	3.7	4.6a
Lance Goulbourne	F	6'8	225	Sr.	6.9	7.3	1.3a
Steve Tchiengang	F	6'9	240	Sr.	4.8	3.0	0.4a
Rod Odom	F	6'9	210	So.	3.9	2.6	0.4a
Kyle Fuller	G	6'1	180	So.	1.9	1.4	1.6a
Aaron Noll	F	6'7	220	Sr.	0.0	0.5	0.0a
Jordan Smart	G	6'7	200	Jr.	0.4	0.6	0.3a

Letterwinners Lost

Name	P	Ht	Wt	CL	Pts	Rebs	Asst/BI
Joe Duffy	F	6'8	225	Sr.	0.3	0.4	0.1a
Darshawn McClellan	F	6'7	229	Sr.	1.9	1.2	0.2a
Chris Meriwether	G	6'0	170	Sr.	0.3	0.3	0.3a
Andre Walker	F	6'7	220	Jr.	6.1	5.4	2.5a

Newcomers

Names	Ht	Wt	Hometown	Previous School
Kedren Johnson	6'4	215	Lewisburg, Tenn.	Marshall Co. HS
Shelby Moats	6'8	225	Waconia, Minn.	Waconia HS
Dai-Jon Parker	6'3	190	Baton Rouge, La.	Milton HS (Ga.)



2011-12 ROSTER

2011-12 Roster

No.	Name	Pos.	Ht.	Wt.	Cl.-Yr	Hometown (Previous School)
1	Brad Tinsley	G	6-3	210	Sr.-4th	Oregon City, Ore. (Oregon City)
2	Kedren Johnson	G	6-4	215	Fr.-1st	Lewisburg, Tenn. (Marshall County)
3	Festus Ezeli	C	6-11	255	R.Sr.-5th	Benin City, Nigeria (Igbinedion Education Center/Jesuit (Calif.))
5	Lance Goulbourne	F	6-8	225	Sr.-4th	Brooklyn, N.Y. (The Hun School (N.J.))
11	Kyle Fuller	G	6-1	180	So.-2nd	Moreno Valley, Calif. (Rancho Verde)
12	Jordan Smart	G/F	6-6	200	R.-Jr.-4th	Lexington, Ky. (Lexington Catholic)
14	Aaron Noll	F	6-7	220	Sr.-4th	Fort Mitchell, Ky. (Covington Catholic)
23	John Jenkins	G	6-4	215	Jr.-3rd	Hendersonville, Tenn. (Station Camp)
24	Dai-Jon Parker	G	6'3	190	Fr.-1st	Baton Rouge, La. (Milton (Ga.))
33	Steve Tchiengang	F	6-9	240	Sr.-4th	Douala, Cameroon (Montverde Acad. (Fla.)/Cypress Comm. School (Texas))
34	Shelby Moats	F	6-8	225	Fr.-1st	Waconia, Minn. (Waconia)
35	James Siakam	F	6-7	210	R.-Fr.-2nd	Douala, Cameroon (Brehm Prep (Ill.))
40	Josh Henderson	C	6-11	220	R.-Fr.-2nd	Roanoke, Va. (Cave Spring)
44	Jeffery Taylor	F	6-7	225	Sr.-4th	Norkopping, Sweden (Hobbs (N.M.))
45	Rod Odom	F	6-9	207	So. - 2nd	Central Islip, N.Y. (Middlesex School (Mass.))

COACHING STAFF

Head Coach..... **Kevin Stallings** (Purdue, 1982) - 13th
 Basketball Staff..... **David Cason** (Illinois State, 1995) - 1st
 Basketball Staff..... **Brad Frederick** (North Carolina, 1999) - 13th
 Basketball Staff..... **Dan Muller** (Illinois State, 1998) - 12th
 Basketball Staff..... **Tom Richardson** (St. Xavier (Ill.), 1977) - 9th

SUPPORT STAFF

Athletic Communications Dir. **Andy Boggs** (Florida State, 1998)
 Asst. Director of Basketball Ops..... **Dan Cage** (Vanderbilt, 2007)
 Academic Support..... **Neal Clark** (Kentucky, 1992)
 Athletic Trainer..... **Shannon Gordon** (Indiana State, 1992)
 Administrative Asst..... **Molly Blatt** (South Carolina, 2007)
 Strength and Conditioning **Curtis Turner** (Clemson, 2002)

PRONUNCIATION GUIDE

David Cason **KAY-Sahn**
 Festus Ezeli..... **e-ZEE-lee**
 Lance Goulbourne **GOAL-burn**
 Kedren Johnson **KEE-Dren**
 Dai-Jon Parker..... **DAY-Jon**
 Steve Tchiengang **CHEEN-gang**
 James Siakam..... **See-OK-em**

ROSTER BY CLASS

Seniors (6)
Festus Ezeli Benin City, Nigeria
Lance Goulbourne Brooklyn, N.Y.
Aaron Noll Fort Mitchell, Ky.
Jeffery Taylor Norrkoping, Sweden
Steve Tchiengang Douala, Cameroon
Brad Tinsley Oregon City, Ore.

Juniors (2)
John Jenkins Hendersonville, Tenn.
Jordan Smart Lexington, Ky.

Sophomores (2)
Kyle Fuller Moreno Valley, Calif.
Rod Odom Central Islip, N.Y.

Freshmen (5)
Josh Henderson Roanoke, Va.
Kedren Johnson Lewisburg, Tenn.
Shelby Moats Waconia, Minn.
Dai-Jon Parker Baton Rouge, La.
James Siakam Douala, Cameroon



PLAYER INFORMATION



FESTUS EZELI

3

RS-Senior, Center
 6'11" 255 lbs.
 Benin City, Nigeria
 Igbinedion Educ. Center/
 Jesuit HS (Calif.)

GENERAL ★ Nigeria native who was a late signee for Vanderbilt in the summer of 2007... Redshirted in 2007-08... Added bulk to his frame during his red-shirt season and dramatically improved his feel for the game during practice... Named Most Improved Player by Vanderbilt players at the end-of-the-year banquet in 2008... Changed his number from one to three for his redshirt freshman season... One of the nation's most improved players in 2010-11 - averaged 13.0 points, 6.3 rebounds, and 2.6 blocks per contest, and was named to the All-SEC second team by the league's coaches and was an honorable mention selection by the Associated Press... Named the nation's most improved player by Yahoo Sports.

2010-11 (RS JUNIOR)

Played and started in all 34 games in 2010-11... One of nation's most improved big men... averaged 3.8 points and 3.2 rebounds as a sophomore - in 2010-11, he pushed his averages to 13.0 and 6.3, respectively... Became a strong presence around the basket, especially on the defensive end, where he set the new Commodore single season record for blocks in a season with 87 and a 2.6 average... Now has 152 career blocks, five short of the all-time career mark held by Will Perdue (157)... Finished Second in the SEC in FG% at 58.8% (151-257)... Had 25 double-digit scoring games, five double-doubles, and 15 games with three blocks or more... Tallied 17 points and 9 rebounds vs. Florida (3/12)... Scored 16 points vs. Florida (3/5); was 8-of-9 from free-throw line... Paced the Vanderbilt effort against UK (3/1) with his fifth double-double of the season with 22 points and 13 rebounds in a career-high 36 minutes. The 22 points was his second 20-point effort of the season and his career - the 22 points was two points shy of a career high (24 vs. Belmont)... Had four blocks against Florida (3/5)... Had six blocks at LSU (2/26)... Posted five blocks at Auburn (2/19)... Posted his fourth career double-double at Georgia (2/16); had 10 points, 12 rebounds, and a career-high seven block shots. The seven blocks was the most by a VU player since Dec. 28, 1987, when Will Perdue had seven against East Carolina... Had 14 points and 7 rebounds against Kentucky (2/12)... Scored 11 points, was 5-of-6 from free-throw line vs. Alabama (2/10)... Scored 17 points and had 8 rebounds vs. South Carolina (2/6)... Tallied 18 points and was 6-for-6 from the charity stripe against Arkansas (1/29)... Was 5-of-5 from the floor, scored 14 points at Mississippi State (1/27)... Scored 16 points and was 10-for-12 from free throw line vs. Ole Miss (1/19); the 10 free throws made tied a career high... Had his third career double-double with 18 points and 10



rebounds against Georgia (1/12)... Had then career-high six blocks vs. Missouri (12/8) and at Tennessee (1/17), most by a Commodore in seven years (last was Julian Terrell vs. Appalachian State on December 22, 2003.)... Had career-high 24 points and 10 rebounds vs. Belmont (12/4), the first 20-10 game of his career and second career double-double; also made a career-high 10 free throws (10-14) - named SEC Player of the Week for his play against Belmont and WKU... Was 7-of-7 from the floor vs. WKU (12/1)... Scored career-high 18 points vs. App. State... Tallied his first double-double with 11 points and a career-high and 13 rebounds vs. Grambling; had career-best nine offensive rebounds... Scored a then-career-high 15 points vs. North Carolina - was one rebound short of a double-double (9)... Grabbed a then-career-best 11 rebounds vs. West Virginia (11/19).

2009-10 (RS SOPHOMORE) ★ Played in 32 games, made five starts, and averaged 12.7 minutes per game... Primarily served as A.J. Ogilvy's backup at center, where he averaged 3.8 points, 3.2 rebounds, and 1.3 blocks per game... His 43 blocks is the sixth-best single season total in the history of the program... Had three or more blocks seven times, including a career-best four block performance against Manhattan on 12/30... Scored in double figures on two occasions - vs. Tennessee State (12/19) and Middle Tennessee State (1/4), when he scored a career-high 10 points in each of the games... Grabbed a career-high seven rebounds against Mississippi State on 2/3... Led the team in field goal percentage at 54.4% (49-90)... Tallied two points, three rebounds and a blocked shot in 14 minutes of action in season opener against Lipscomb (11/16)... Went 1-for-1 from the floor, including 3-of-4 from the line to finish with five points and four boards in win over DePaul (12/5)... Scored seven points while pulling down four boards in second start of the season against Western Kentucky (12/11)... Tied a season-high in points (10) and had a season best five FG made (5) against Tennessee State... Blocked a career-high four shots vs. Manhattan (12/30)... Chipped in eight points on 4-of-6 shooting while blocking three shots in 15 minutes vs. Southern Miss (1/2)... Tied or set season high in points (10), field goals (5) and minutes (21) against MTSU (1/4)... Recorded five points and two blocks in 14 minutes vs. South Carolina (1/16)... Tallied four points, five rebounds and a block shot in 16 minutes of action against Tennessee (1/27)... Posted five points (2-3 FG) and seven rebounds in win over Missis

-Ezeli's Bio continued on next page

Ezeli's Overall Statistics at Vanderbilt


Year	GP	GS	Min	Avg	FG	FGA	Pct	3FG	3FGA	Pct	FT	FTA	Pct	Off	Def	Tot	Avg	PF	FO	Ast	TO	Blk	Stl	Pts	Avg
2008-09	29	6	360	12.4	41	75	.547	0	0	.000	28	55	.509	28	46	74	2.6	58	1	1	43	22	4	110	3.8
2009-10	32	5	406	12.7	49	90	.544	0	0	.000	22	59	.373	30	72	102	3.2	70	3	3	34	43	6	120	3.8
2010-11	34	34	799	23.5	151	257	.588	0	0	.000	140	216	.648	95	118	213	6.3	104	5	6	60	87	20	442	13.0
TOTAL	95	45	1565	16.5	241	422	.571	0	0	.000	190	330	.576	153	236	389	4.1	232	9	10	137	152	30	672	7.1

Ezeli's SEC Statistics at Vanderbilt

Year	GP	GS	Min	Avg	FG	FGA	Pct	3pt	3ptA	Pct	FT	FTA	Pct	Off	Def	Tot	Avg	PF	FO	Ast	TO	Blk	Stl	Pts	Avg
2008-09	16	3	194	12.1	20	32	.625	0	0	.000	12	29	.414	15	23	38	2.4	31	1	0	22	7	3	52	3.3
2009-10	16	0	186	11.6	15	29	.517	0	0	.000	11	25	.440	13	32	45	2.8	38	2	1	11	16	4	41	2.6
2010-11	16	16	404	25.3	66	125	.528	0	0	.000	77	109	.706	41	55	96	6.0	46	4	3	34	48	9	209	13.1
TOTAL	48	19	784	16.3	101	186	.543	0	0	.000	100	163	.613	69	110	179	3.7	115	7	4	67	71	16	302	6.3



PLAYER INFORMATION



FESTUS EZELI

3

RS-Senior, Center
6'11" 255 lbs.
Benin City, Nigeria
Igbinedion Educ. Center/
Jesuit HS (Calif.)

Mississippi State (2/3)... Scored four points and pulled down five rebounds in seven minutes of action in win over Ole Miss (2/18)... Scored four points (2-of-2 FG) and pulled down six rebounds in 15 minutes vs. Georgia (2/25)... Scored two points on (1-of-1) FG in win at Arkansas (2/27)... Saw eight minutes of action in win at Florida (3/2)... Scored two points in 11 minutes off the bench in final regular season game vs. South Carolina (3/6)... Provided a big boost off the bench in SEC semifinal game against Mississippi State, recording eight points, six rebounds and two blocks in 19 minutes.

2008-09 (RS FRESHMAN) ★ Played in 29 games and made six starts... Averaged 3.8 points, 2.6 rebounds, and 0.8 blocks per game in 12.4 minutes of action... Recorded first career points and first career rebounds in first career start against Morehead State... Tallied first blocked shots against Morehead St... Posted seven points and five rebounds in 16 minutes against Illinois... Scored career-best 11 points vs. C. Arkansas (11/26)... Tallied career highs in rebounds (6) and blocks (3) in reserve role against Ga. Tech (12/6)... Posted eight points and two rebounds in win over Alabama A&M... Scored five points in four minutes against Furman (12/22)... Posted a six-point and five rebound effort in third career start against St. Francis (12/31)... Tied his season-high for blocked shots with three in win over UMass (1/3)... Tallied two points and four rebounds in season-high 24 minutes vs. Kentucky... Notched seven points in 11 minutes off the bench vs. Auburn. The 7 pts vs. Auburn is the most vs. an SEC team this year... Started sixth game of his career vs. Alabama (2/5)... Tallied four points on 2-of-2 shooting vs. Kentucky (2/17)... Recorded four points on 2-of-3 shooting in 8 minutes vs. LSU (3/4)... Scored second-highest point total of career with 10 points in 17 minutes vs. Arkansas... Tied a career-high with three blocked shots against the Razorbacks (3/8).

2007-08 (FRESHMAN) ★ Redshirted

SUMMER 2007 ★ Has never played traditional organized basketball... caught the eye of college recruiters playing AAU basketball for the Sacramento Pharoahs in summer of 2007 when he averaged ten points, 11 rebounds, and three blocks per game.

PERSONAL ★ Ifeanyi Festus Ezeli-Ndelue... Born October 21, 1989... Son of Festus, Sr., and Patricia... Has three brothers, Ik, Chucky, and Kenny, and one sister, Oby... Majoring in Biology... Graduated from Igbinedion Secondary School in Nigeria at the age of 14... Moved to the United States in 2004... His first name, Ifeanyi, means "Nothing is impossible with God"... Advice to youngsters: "Enjoy being young"... Chose Vanderbilt over Florida, Connecticut, West Virginia, Minnesota, Pacific, UC-Santa Barbara, Nevada, Reno, Creighton, South Florida, and UNLV.



KYLE FULLER

11

Sophomore, Guard
6'1" 180 lbs.
Moreno Valley, Calif.
Rancho Verde HS

GENERAL ★ Point guard who backed up Brad Tinsley at the point guard position... One of two players who currently calls California home (Festus Ezeli).

2010-11 (FRESHMAN) ★ Played in all 34 games, and averaged 1.9 points and 1.6 assists per game backing up Brad Tinsley at the point guard position... Tied a career high with four rebounds at Georgia (2/16)... Made career-high two threes against Alabama (2/10), and tied a career-high in scoring with six points... Tallied four points, four assists, and three boards in career-high 22 minutes vs. St. Mary's (1/22)... Had career-high five assists vs. Davidson (1/2)... Made first career three-pointer vs. WKU (12/1)... Recorded a then-career-high three assists vs. Grambling (11/24) and WKU (12/1)... Scored six points, had two assists, a block and a steal in 17 minutes of action vs. Presbyterian.

HIGH SCHOOL ★ Averaged 27.6 points, eight assists, six rebounds, and four steals per game as a point guard at Rancho Verde High School... Winningest player in Rancho Verde history, was a four-year captain, and a three-year starter... Third all-time leading scorer at Rancho Verde... Won Inland Valley Conference title four times... Named first team All-C.I.F. Division IAA selection and the MVP of the Inland Valley Conference in 2010... Posted a 3.4 GPA at Rancho Verde... Played alongside Michael Snaer, who plays basketball at Florida State.

PERSONAL ★ Kyle Alejandro Fuller, Jr... Born Jan. 27, 1992... Son of Kyle Sr. and Olga Coronado Fuller... Has a brother, Khalil (15)... Plans to major in Psychology... Nickname is Boo-Bop... Chose the Commodores over UCLA, USC, Cal, and Marquette... Advice to youngsters: "It doesn't matter how high you're ranked if you practice every day and ball out."

Fuller's Overall Statistics at Vanderbilt

Year	GP	GS	Min	Avg	FG	FGA	Pct	3FG	3FGA	Pct	FT	FTA	Pct	Off	Def	Tot	Avg	PF	FO	Ast	TO	Blk	Stl	Pts	Avg
2010-11	34	0	499	14.7	24	78	.308	7	29	.241	8	16	.500	8	38	46	1.4	44	0	55	34	1	13	63	1.9
TOTAL	34	0	499	14.7	24	78	.308	7	29	.241	8	16	.500	8	38	46	1.4	44	0	55	34	1	13	63	1.9

Fuller's SEC Statistics at Vanderbilt

Year	GP	GS	Min	Avg	FG	FGA	Pct	3pt	3ptA	Pct	FT	FTA	Pct	Off	Def	Tot	Avg	PF	FO	Ast	TO	Blk	Stl	Pts	Avg
2010-11	16	0	218	13.6	7	28	.250	4	8	.500	5	10	.500	4	18	22	1.4	18	0	21	11	0	5	23	1.4
TOTAL	16	0	218	13.6	7	28	.250	4	8	.500	5	10	.500	4	18	22	1.4	18	0	21	11	0	5	23	1.4



PLAYER INFORMATION



LANCE GOULBOURNE

5

Senior, Forward
6' 8" 225 lbs.
Brooklyn, N.Y.
The Hun School (N.J)



GENERAL ★ Very skilled wing player with great athletic ability and explosiveness, who started 21 games at the power forward position... Was a consensus Top 100 recruit in 2008... Also was a standout tennis player in high school, with a serve that topped out at 130 mph... Emerged as one of the SEC's top rebounders in 2010-11.

2010-11 (JUNIOR) ★ Played in 32 games and started 21 at the four position... Averaged 6.9 points and a team-leading 7.3 rebounds per game... Finished in the top ten in the SEC in rebounding in SEC (Tied-7th, 7.3) and defensive rebounds (5th, 5.4)... Had double-digit rebounds in nine games this season... Came off the bench to grab 17 boards at LSU (2/26). The 17 rebounds set a new single-game record in the Stallings' era... Posted three double-doubles on the season... Had his second double-double of the year against St. Mary's (15 pts, 10 rebs)... Won SEC Player of the Week for his performances against Ole Miss and Saint Mary's... Tallied his first career double-double with 14 points and 16 rebounds against Ole Miss (1/19) - the 16 rebounds tied a Stallings-era single-game best. Also added five assists and a steal... Grabbed a then-career-high 14 rebounds at South Carolina (1/8) - also added nine points in career-high 38 minutes... Made first career start vs. Missouri (12/8) - scored 11 points and had 7 rebounds; also started vs. SE Louisiana (12/18) - scored 13 points and had 8 boards vs. Lions... Had career-high three steals vs. WKU (12/1)... Corralled a then career-high 12 rebounds vs. Grambling (11/24); scored 17 pts. vs. App. State (11/27).

2009-10 (SOPHOMORE) ★ Played in 31 games as a sophomore... Averaged 3.3 points and 2.1 rebounds... Scored a career-high 18 points off of the bench against LSU (2/13)... Also added a career-high nine rebounds against the Tigers in a career-high 26 minutes... Made seven free throws twice, against Manhattan (12/30) and LSU (2/13)... Posted a season-high two blocks against Chaminade (11/24), at Kentucky (1/30), and at Arkansas (2/27)... Missed the final two games of the regular season due to a stress reaction in his left foot... Scored five points on 2-of-3 shooting, including 1-of-1 from downtown in quarterfinal game of SEC Tournament vs. Georgia (3/12).

2008-09 (FRESHMAN) ★ Played in 23 games as a true freshman... Averaged 5.1 points, and 3.3 rebounds in 2008-09... Scored his first career points with a three-pointer in the first half against Morehead St. Tallied 11 points (3-4 3PT), four rebounds and two steals in 16 minutes of action

against Morehead State... Missed the next eight games with mononucleosis; returned to action against USF (12/16) and played seven minutes... Recorded seven points and season-high seven boards in 15 minutes versus Tennessee Tech (12/20)... Scored 10 points and pulled down a career-high 8 rebounds in 18 minutes against St. Francis (12/31)... Scored in double figures for the second straight game (10) and tied season-high with 8 rebounds against UMass (1/3)... Scored seven points in 16 minutes versus Georgia... Had team-high six rebounds at Miss. State (1/17)... Was 4-for-4 from the floor and tied a career high with 11 points against Ole Miss (2/7)... Scored career-high 17 points on 4-of-7 shooting, including tying a season high with three made three-pointers in season-high 22 minutes vs. Kentucky... Notched six points and one assist in 12 minutes at Florida (2/21)... Connected on a big three pointer in the first half vs. LSU, finishing the game with three pts, and three rebounds in 13 min... Tallied six point, four rebound, and three-assist effort in win vs. Arkansas (3/8).

HIGH SCHOOL ★ Averaged 16 points, eight rebounds, two blocks, two steals, and two assists in his senior season... His Hun School team were the PSIT (Peddie School Invitational Tournament) champions in his junior and senior years... Were MAPL (Mid-Atlantic Prep League) and New Jersey Prep A State Champions in his junior season... Claimed numerous individual accolades, including First Team All-Area from 2006-08, First Team All-Prep in his junior and senior seasons, and a first team selection for the MAPL in his senior season... Was the MVP of the Primetime Shoutout, Tip-Off Classic (two times), and the Big Apple Classic, and was named the Princeton Packet Player of the Year in his senior season... Ranked as the 72nd-best recruit in the nation according to Rivals.com, and the 12th-best small forward in the country... Three-time letterwinner in tennis, and spent the last five years as a ballboy at the U.S. Open in Flushing Meadow.

PERSONAL ★ Lance Avery Goulbourne... Born April 6, 1989 in New York, N.Y. ... Son of Laverne and Mary Goulbourne... Has a brother, Laverne, Jr. (28)... Majoring in Human and Organizational Development... Brother played basketball at the University of Bridgeport... Nickname is LG... Chose Vanderbilt over Rutgers, Notre Dame, Marquette, and Virginia... Advice to youngsters: "Hard work beats talent when talent fails to work hard."

Goulbourne's Overall Statistics at Vanderbilt

Year	GP	GS	Min	Avg	FG	FGA	Pct	3FG	3FGA	Pct	FT	FTA	Pct	Off	Def	Tot	Avg	PF	FO	Ast	TO	Blk	Stl	Pts	Avg
2008-09	23	0	325	14.1	42	89	.472	11	31	.355	22	31	.710	21	54	75	3.3	25	0	7	25	12	10	117	5.1
2009-10	31	0	398	12.8	29	74	.392	10	36	.278	34	50	.680	17	47	64	2.1	46	0	16	29	17	5	102	3.3
2010-11	32	21	799	25.0	68	161	.422	16	58	.276	68	96	.708	61	174	235	7.3	61	0	43	48	16	18	220	6.9
TOTAL	86	21	1522	17.7	139	324	.429	37	125	.296	124	177	.701	99	275	374	4.3	132	0	66	102	45	33	439	5.1

Goulbourne's SEC Statistics at Vanderbilt

Year	GP	GS	Min	Avg	FG	FGA	Pct	3pt	3ptA	Pct	FT	FTA	Pct	Off	Def	Tot	Avg	PF	FO	Ast	TO	Blk	Stl	Pts	Avg
2008-09	16	0	221	13.8	27	60	.450	8	23	.348	11	18	.611	13	27	40	2.5	23	0	6	17	8	6	73	4.6
2009-10	14	0	192	13.7	16	45	.356	6	24	.250	15	21	.714	10	16	26	1.9	23	0	4	9	8	2	53	3.8
2010-11	16	13	396	24.8	27	69	.391	7	27	.259	20	34	.588	28	88	116	7.3	31	0	21	19	4	5	81	5.1
TOTAL	46	13	809	17.6	70	174	.402	21	74	.284	46	73	.630	51	131	182	4.0	77	0	31	45	20	13	207	4.5



PLAYER INFORMATION



JOSH HENDERSON

40

Freshman, Center
6'11" 220 lbs.
Roanoke, Va.
Cave Spring HS

GENERAL ★ Signed in the spring of 2010 with the Commodores...6'11 center chose Vanderbilt over Virginia, Wake Forest, Davidson, Cincinnati, Maryland, and Penn State.

2010-11 (FRESHMAN) ★ Redshirted the 2010-11 season.

HIGH SCHOOL ★ Averaged 20 points, 11 rebounds, four blocks, and four steals per game in his senior season at Cave Spring...His Knights' team won two district titles, two region titles, and two state titles, and captured the Holiday Hoopla tournament in 2010...Named the team's MVP for three years, and was the district, region, and state player of the year for two consecutive years..Was the Timesland Player of the Year...Named All-Roanoke Metro in 2009, and was the 2010 Associated Press Player of the Year...Set school record in career rebounds and blocks, and is second all-time in scoring... Member of the A-B Honor Roll.

PERSONAL ★ Joshua Henderson... Jan. 28, 1992... Son of David and Carol Henderson... Has one brother, Matthew (24), and one sister, Rebecca (22)... Undecided on major... Advice to youngsters: "Find something you're good at and work your hardest to be the best you can, but have fun along the way."



JOHN JENKINS

23

Junior, Guard
6'4" 215 lbs.
Hendersonville, Tenn.
Station Camp HS

GENERAL ★ Named as an All-SEC first-team selection by the league's coaches and media in 2010-11 as a sophomore after leading the league in scoring...One of the nation's top shooters from three... Named to the SEC All-Freshman team and was named the Sixth Man of the Year by the league's coaches in 2009-10...Averaged 11.0 points per game, and shot 48.3% (72-149) from three in his freshman season.

2010-11 (SOPHOMORE) ★ Became Vanderbilt's all-time leading sophomore scorer with 624 points and a 19.5 ppg average...Played in 32 games and averaged 19.5 points and 3.0 rebounds per game...Led the league in scoring in all games (19.5) and in 3-point field goals made per game (3.1) and finished second in free throw percentage (.894)... Also led the SEC in scoring in league games only (20.8) and threes made (3.1) in SEC games only; finished second in free-throw percentage (.908)...Made 100 three pointers as a sophomore, which is the fourth-best single season total in Vanderbilt history...His 89.4% free throw percentage is the third-best single-season total in Commodore history...Tallied double figures in every game played in 2010-11... Scored 20 or more points in 19 games in 2010-11 and 21 in his career; made at least 5 threes in seven games; led the SEC in 20-point games...Scored 20 or more in 10 of 16 league games in 2010-11...Scored game-high 22 points vs. Florida (3/5)...Tallied game-high 22 points at Auburn (2/19)...Held scoreless at Georgia (2/16) in first half, but scored 21 points in the final 13:16 of regulation. Was 5-10 from three...Pumped in a career-high 32 points against Kentucky (2/12); made a career-high 11 field goals and tied for a career-high with six made threes...Claimed his second SEC Player of the Week award after averaging 26.0 points, 2.5 rebounds, and 2.5 assists in the team's two wins over Alabama and Kentucky...Led the team with 20 points vs. Alabama; 22 points at Florida...Converted 10-of-10 free throws against Arkansas, led team with 24 points... Scored 21 points and was 9-for-9 from the free throw line against Mississippi State (1/27)...Went for 20 points on 7-of-10 shooting against Ole Miss (1/19); was also 4-of-5 from beyond the arc...Scored team-high 21 points at Tennessee (1/15)...Tied for team-high with 18 points against Georgia...Returned to starting lineup at South Carolina after suffering concussion before Davidson game; scored game-high 27 points (also tied a then Vanderbilt season-high)...Led team with 23 points at Missouri (12/8),

Jenkins' Overall Statistics at Vanderbilt

Year	GP	GS	Min	Avg	FG	FGA	Pct	3FG	3FGA	Pct	FT	FTA	Pct	Off	Def	Tot	Avg	PF	FO	Ast	TO	Blk	Stl	Pts	Avg
2009-10	31	7	716	23.1	110	234	.470	72	149	.483	48	60	.800	8	61	69	2.2	36	0	30	23	5	14	340	11.0
2010-11	32	32	1105	34.5	190	411	.462	100	245	.408	144	161	.894	17	78	95	3.0	44	0	39	52	10	24	624	19.5
TOTAL	63	39	1821	28.9	300	645	.465	172	394	.437	192	221	.869	25	139	164	2.6	80	0	69	75	15	38	964	15.3

Jenkins' SEC Statistics at Vanderbilt

Year	GP	GS	Min	Avg	FG	FGA	Pct	3pt	3ptA	Pct	FT	FTA	Pct	Off	Def	Tot	Avg	PF	FO	Ast	TO	Blk	Stl	Pts	Avg
2009-10	14	3	332	23.7	47	103	.456	30	66	.455	19	25	.760	1	25	26	1.9	12	0	9	7	5	9	143	10.2
2010-11	16	16	578	36.1	102	201	.507	49	115	.426	79	87	.908	9	45	54	3.4	24	0	25	32	4	14	332	20.8
TOTAL	30	19	910	30.3	149	304	.490	79	181	.436	98	112	.875	10	70	80	2.7	36	0	34	39	9	23	475	15.8



PLAYER INFORMATION



JOHN JENKINS

23

Junior, Guard
6'4" 215 lbs.
Hendersonville, Tenn.
Station Camp HS

22 points against Grambling (11/24), 21 vs. App. State (11/27), and 21 vs. WKU (12/1)...Won SEC Player of the Week for his play at the Honda Puerto Rico Tip-Off... Averaged 21.7 points and 3.0 rebounds in three games, and led the Commodores in scoring in each of the three games during the tournament. Jenkins finished the tournament having made 25-of-28 free throws (.893) and was selected to the Puerto Rico Tip-Off All-Tournament team...Scored then career-high 27 points vs. WVU (11/19); also had a career-high in FG attempts (19), 3-point FG attempts (11), and was a perfect 10-for-10 from the FT line (both career highs).

2009-10 (FRESHMAN) ★ Played in 31 games and made seven starts, and averaged 11.0 points per game...One of the nation's best high school shooters entering college, he did not disappoint in his freshman season...his 48.3% from three ranks as the third-best single-season three-point percentage in the program's history, and ranks as the 11th-best single season in SEC history...Also ranks as the third-best career percentage in SEC history with 100 to 199 career three-point attempts...Scored 340 points in his freshman season, the seventh-best single-season total in Vanderbilt history...Tied for 10th for best single-season scoring average...Tallied double figures in 20 of 31 games played... Jenkins won three SEC Freshman of the Week honors in 2009-10 - he averaged 13.5 points, 1.5 rebounds, and 1.5 assists in Vanderbilt's two wins Feb. 22-March 1, was honored for his performances against Middle Tennessee State and Florida, January 4-11, when he averaged 13.0 points and 4.0 rebounds in two Commodore wins, and also for his performances against Manhattan and Southern Miss December 27-January 4, when he averaged 17.5 points, 3.5 rebounds...Scored a career-best 25 points against Georgia in the quarterfinals of the SEC Tournament (3/12); made seven field goals, also a career-high, in the game...Knocked down six threes in a Commodore win at Florida (3/2)...Also made six threes against Southern Miss (1/2)...Had at least three three-pointers in 14 games...made four or more in five games...Shot 80% from the free throw line on the season (48-60)...Grabbed a career-high six rebounds against Manhattan (12/30)...Dished out a career-high three assists against Manhattan and Southern Miss...Had two blocks at South Carolina (1/16).

HIGH SCHOOL ★ Was a two-time TSSAA Class AA Mr. Basketball selection, and was the Gatorade Tennessee High School Player of the Year in 2008-09... Named The Tennessean Boys Player of the Year in 2008 and 2009...Was a PARADE All-American and Reebok All-American in his senior year...Jenkins' scoring average of 42.3 points per game was second on the state's single-season list behind Ronnie Schmitz, who averaged 44.2 points at Ridgeway High School in 1988-89...He shot over 60 percent from the field and nearly 50 percent from 3-point land in his senior season...Ended his high school career with 3,192 points, with 1,228 of those coming in his senior season...Scored 60 points against Gallatin High School on February 16, 2009... Participated in two prestigious postseason all-star games in the spring of 2009 - the Capital Classic and Reebok All-American games in Washington D.C...Led all players in the Capital Classic with 27 points...Was the leading scorer at the 16th Annual NBA Players Association Top 100 Camp in Charlottesville, Va., in the summer of 2008, and saw his stock rise with his outstanding shooting performances



against some of the nation's top college prospects; he averaged 17.8 points per game...Also was a Nike Chosen Ones selection after his junior season, an honor that goes to the nation's top 50 players, regardless of class...Led the state of Tennessee in scoring as a junior, averaging 30.9 points per game.

PERSONAL ★ John Logan Jenkins III... Born March 6, 1991... Son of John Jenkins Jr. and Melodye Jenkins... Has a sister, Adrienne (14)... Major is Interdisciplinary Studies... Nickname is Johnny J... Advice to youngsters: "Stay humble, holy, and hungry."



PLAYER INFORMATION



AARON NOLL

14

Senior, Forward
6'7" 220 lbs.
Fort Mitchell, Ky.
Covington Catholic HS

GENERAL ★ Made the team as a walk on during tryouts in October of 2008, and has been named to the SEC Academic Honor Roll for the last two seasons (2010, 2011).

2010-11 (JUNIOR) ★ Had two rebounds in three minutes vs. Grambling (11/24)...Suffered a broken right foot in December, and did not play the rest of the season.

2009-10 (SOPHOMORE) ★ Saw action in eight games...Scored two points against Manhattan (12/30) and two at Arkansas (2/27)...Grabbed two rebounds against Mercer (12/21)...Was four-for-four on the year from the charity stripe.

2008-09 (FRESHMAN) ★ Saw action in three games, and made the first two points of his collegiate career against St. Francis (12/31)...Grabbed the first rebound of his career against Alabama A&M.

HIGH SCHOOL ★ Was a part of a Covington Catholic team that captured the Ninth Region Tournament and were 34th District Champions in 2006 and 2007... Averaged nine points, seven rebounds, two assists, one steal and 1.5 blocks his senior year... Was named to the Academic All-State team in his junior and senior seasons... Named his team's most improved player in his junior year, and won the Toyota Classic Academic Award in his junior and senior campaigns... Was on the AAU State Champion (Shining Stars) in his junior season... Listed as a Wendy's High School Heisman State Finalist... Excelled in the classroom at Covington Catholic, where he was named Valedictorian and Senior Class President... Was also a National Merit Scholarship finalist, a Kentucky Governor's Scholar, and his school's treasurer for the National Honor Society.

PERSONAL ★ Aaron Robert Noll... Born Oct. 30, 1989... Son of Bob and Rhonda Noll... Has two brothers, Andrew (23) and Danny (21), and one sister, Krista (18)... Majoring in biology (Pre-Med)... Advice to youngsters: "Never let anyone tell you that you can't do something if you put your mind to it."



ROD ODOM

45

Sophomore, Forward
6'9" 220 lbs.
Central Islip, N.Y.
Middlesex School (Mass.)

GENERAL ★ Power forward who played in all 34 games as a true freshman...Started eight games.

2010-11 (FRESHMAN)

Averaged 3.9 points and 2.6 rebounds per game...Scored in double-figures in five games, and tallied a career-high 12 points against Arkansas (1/29)... Scored 10 points and had five rebounds off of the bench vs. Florida (3/5)... Tallied 11 points at Georgia (2/16), grabbed 5 rebounds, and was 3-of-5 from beyond the arc...Tied a career-high in minutes played with 27...Grabbed a career-high seven rebounds against Kentucky (2/12)...Scored nine points, all on threes, against South Carolina at Memorial Gym (2/5)...tied his career-high in threes made (3)...Tied a then career-high with 11 points vs. WKU; was 3-of-3 from beyond-the-arc...Scored five points in collegiate debut vs. Presbyterian; made his first three-point basket on Brad Tinsley's 10th assist.

HIGH SCHOOL ★ Four-year varsity letterwinner in basketball at Middlesex, and a one-year letterman in crew...Was a three-year starter in basketball, and averaged 25.6 points, 14.0 rebounds, 6.0 assists, and 3.1 blocks in his senior season...His Middlesex team made the New England Preparatory School Athletic Council (NEPSAC) semifinals twice...First-team All-Independent School League (ISL) player in his sophomore, junior, and senior seasons...2009 Preseason All-New England Defensive Player of the Year...2010 Gatorade Player of the Year finalist, McDonald's All-American nominee, and Academic All-American.

PERSONAL ★ Roderick Odom... Born Sept., 23, 1991... Son of Roderick Odom and Valerie Dickens... Has a brother, Brandon (15), and a sister, Ariana (13)... Undecided on major at Vanderbilt... Nickname is O... Chose the Commodores over Harvard, West Virginia, Arizona, UConn, Louisville, Boston College, Michigan, and Oklahoma State...Advice to youngsters: "Work hard and don't let other people put artificial limits on you."

Noll's Overall Statistics at Vanderbilt

Year	GP	GS	Min	Avg	FG	FGA	Pct	3FG	3FGA	Pct	FT	FTA	Pct	Off	Def	Tot	Avg	PF	FO	Ast	TO	Blk	Stl	Pts	Avg
2008-09	3	0	4	1.3	1	1	1.000	0	0	.000	0	1	.000	0	1	1	0.3	0	0	0	0	0	0	2	0.7
2009-10	8	0	12	1.5	0	0	.000	0	0	.000	4	4	1.000	2	3	5	0.6	2	0	0	0	0	0	4	0.5
2010-11	4	0	8	2.0	0	0	.000	0	0	.000	0	0	.000	0	2	2	0.5	0	0	0	0	0	0	0	0.0
TOTAL	15	0	24	1.6	1	1	1.000	0	0	.000	4	5	.800	2	6	8	0.5	2	0	0	0	0	0	6	0.4

Noll's SEC Statistics at Vanderbilt

Year	GP	GS	Min	Avg	FG	FGA	Pct.	3pt	3ptA	Pct	FT	FTA	Pct	Off	Def	Tot	Avg	PF	FO	Ast	TO	Blk	Stl	Pts	Avg
2009-10	2	0	2	1.0	0	0	.000	0	0	.000	2	2	1.000	0	1	1	0.5	1	0	0	0	0	0	2	1.0
TOTAL	2	0	2	1.0	0	0	.000	0	0	.000	2	2	1.000	0	1	1	0.5	1	0	0	0	0	0	2	1.0

Odom's Overall Statistics at Vanderbilt

Year	GP	GS	Min	Avg	FG	FGA	Pct	3FG	3FGA	Pct	FT	FTA	Pct	Off	Def	Tot	Avg	PF	FO	Ast	TO	Blk	Stl	Pts	Avg
2010-11	34	8	533	15.7	47	115	.409	28	75	.373	10	16	.625	35	53	88	2.6	71	1	12	38	4	15	132	3.9
TOTAL	34	8	533	15.7	47	115	.409	28	75	.373	10	16	.625	35	53	88	2.6	71	1	12	38	4	15	132	3.9

Odom's SEC Statistics at Vanderbilt

Year	GP	GS	Min	Avg	FG	FGA	Pct.	3pt	3ptA	Pct	FT	FTA	Pct	Off	Def	Tot	Avg	PF	FO	Ast	TO	Blk	Stl	Pts	Avg
2010-11	16	4	268	16.8	24	51	.471	13	32	.406	4	6	.667	15	25	40	2.5	37	1	6	20	0	6	65	4.1
TOTAL	16	4	268	16.8	24	51	.471	13	32	.406	4	6	.667	15	25	40	2.5	37	1	6	20	0	6	65	4.1



PLAYER INFORMATION



JAMES SIAKAM

35

RS Freshman, Forward
6'7" 210 lbs.
Douala, Cameroon
Brehm Prep (Ill.)

GENERAL ★ Signed in the late period with the Commodores.

2010-11 (FRESHMAN) ★ Redshirted his freshman season.

HIGH SCHOOL ★ Averaged 18 points, 10 rebounds, and five blocks per game for his Brehm (Ill.) Prep team.

PERSONAL ★ James Bamba Siakam... Born May 23, 1992... Son of Tchamo and Victoire Siakam... Has three brothers, Boris, Christian, and Pascal and two sisters, Raissa and Vanessa... Undecided on major at Vanderbilt... Chose the Commodores over Southern Illinois, Marquette, Illinois, Florida, Virginia, and UCLA... Advice to youngsters: "Work hard for whatever you want because nothing is free. Stay humble, and above all, put God first in any of your endeavors."



JORDAN SMART

12

RS Junior, Guard
6' 6" 200 lbs.
Lexington, Ky.
Lexington Catholic HS

GENERAL ★ Added 20 pounds to his frame over the last few seasons... Redshirted his freshman season.

2010-11 (RS SOPHOMORE) ★ Played in 14 games... Handed out three assists in just four minutes in season opener against Presbyterian (11/12/10) ... Scored first career points and pulled down a career-high two rebounds in win over SE Louisiana (12/18) ... Grabbed two rebounds in a career-high 16 minutes against Davidson (1/2).

2009-10 (RS FRESHMAN) ★ Played in 10 games as a redshirt freshman... Tallied career-high two rebounds in games against Chaminade (11/24) and Manhattan (12/30)... Had career-best two assists against Southern Miss (1/2)... Named to the SEC Academic Honor Roll.

2008-09 (FRESHMAN) ★ Redshirted the season... Named to the SEC Freshman Academic Honor Roll.

HIGH SCHOOL ★ Was the 11th Region MVP in 2008 and was a member of the All-Region regular season team... His Lexington Catholic team finished the year as a 2008 state semi-finalist, and captured the 43rd District and 11th Region championships... Also claimed the 43rd District championship as a junior... He was a second-team All-City selection in 2007 and 2008, and an honorable mention All-State selection... His team won the 2008 Fifth Third Tournament, where he was named the MVP... Also was a McDonald's All-American nominee... In 2007, he was named to the All-Academic team at the Great Florida Shootout.

PERSONAL ★ Jordan David Smart... Born Aug. 30, 1989 in Richmond, Va. ... Son of David and Jennifer Smart... Majoring in English... Nickname is Smeez or Smarty... Chose Vanderbilt over Princeton, Harvard and Centenary... Advice to youngsters: "Respect your elders."

Smart's Overall Statistics at Vanderbilt

Year	GP	GS	Min	Avg	FG	FGA	Pct	3FG	3FGA	Pct	FT	FTA	Pct	Off	Def	Tot	Avg	PF	FO	Ast	TO	Blk	Stl	Pts	Avg
2009-10	10	0	27	2.7	0	6	.000	0	5	.000	0	0	.000	1	5	6	0.6	1	0	4	0	0	2	0	0.0
2010-11	14	0	47	3.4	2	5	.400	2	5	.400	0	0	.000	0	8	8	0.6	2	0	4	1	1	0	6	0.4
TOTAL	24	0	74	3.1	2	11	.182	2	10	.200	0	0	.000	1	13	14	0.6	3	0	8	1	1	2	6	0.3

Smart's SEC Statistics at Vanderbilt

Year	GP	GS	Min	Avg	FG	FGA	Pct	3pt	3ptA	Pct	FT	FTA	Pct	Off	Def	Tot	Avg	PF	FO	Ast	TO	Blk	Stl	Pts	Avg
2009-10	3	0	7	2.3	0	2	.000	0	2	.000	0	0	.000	0	1	1	0.3	0	0	0	0	0	1	0	0.0
2010-11	5	0	5	1.0	1	1	1.000	1	1	1.000	0	0	.000	0	0	0	0.0	0	0	0	0	0	0	3	0.6
TOTAL	8	0	12	1.5	1	3	.333	1	3	.333	0	0	.000	0	1	1	0.1	0	0	0	0	0	1	3	0.4



PLAYER INFORMATION



JEFFERY TAYLOR

44

Senior, Forward
6'7" 225 lbs.
Norrkoping, Sweden
Hobbs HS (N.M.)

GENERAL ★ Named a second-team All-SEC player in 2010-11 and 2009-10 after being named to the All-SEC Freshman team in 2008-09... Scored 438 points as a sophomore, which ranks eighth all-time on the Vanderbilt sophomore single-season list... Started in all but one game in his Vanderbilt career... Became 41st VU player to surpass 1,000-point mark with 22-point effort vs. Davidson (1/2).

2010-11 (JUNIOR)

A preseason All-SEC selection by the media and the league's coaches, and put on 25 pounds of muscle in the offseason. Taylor has scored in double-digits in 72 career games... Scored in double figures in 26 games as a junior, and had five 20+-point games... Had three double-doubles in 2010-11 (at Missouri, at Auburn, and at LSU)... Averaged 21.7 points per game in three SEC Tournament games... had 21 points and 12 rebounds vs. LSU on 3/10... Was 7-for-11 from the floor against Florida (3/5) and scored 15 points... Scored game-high 20 points at LSU (2/26); also added two rebounds, three assists, and two steals... Grabbed a career-high 13 rebounds at Georgia (2/16)... Tallied 19 points and eight rebounds vs. Alabama (2/10)... Scored 17 points, had eight rebounds, three assists, and three blocks against South Carolina at Memorial Gym (2/5)... Missed the first start of his career at Florida (2/1)... Led the team with 25 points in a win at Mississippi State (1/27)... Tied a team high with 19 points against St. Mary's (1/22)... was 9-of-10 from free throw line... Scored 15 points, had eight rebounds, and tied a career-high with six assists vs. Ole Miss (1/19)... Tallied 15 points, five rebounds, and three assists vs. Georgia (1/12) - included a dunk which was named SportCenter's #1 "Top Play" on January 13... Tied for team lead in points vs. SE Louisiana (12/18) with 15 points and led the team with 18 points at MTSU (12/21), 19 vs. Marquette (12/29), and 22 vs. Davidson (1/2)... Was 8-for-12 from the floor against Marquette, and also added eight rebounds, two blocks, and two steals... Tallied first double-double of the season with 18 points and 10 rebounds against Missouri (12/8)... Had 16 points and 8 rebounds vs. Belmont (12/4)... Scored a career-high 27 points in season opener against Presbyterian on 11-of-12 shooting.

2009-10 (SOPHOMORE) ★ Averaged 13.3 points, 5.2 rebounds, 1.7 assists, and 1.1 steals per game and started in every contest for the Commodores... Scored in double figures in 24 of Vanderbilt's 33 games, including

a career-high 26-point effort against Tennessee in Memorial Gym (2/9)... Was 7-for-11 from the floor against the Volunteers, was a perfect 12-for-12 from the charity stripe, and grabbed seven rebounds... Became the fourth Vanderbilt player to make all of his attempts when attempting at least 10 free throws... Was named SEC Player of the Week for the week of February 8-15 after he averaged 20.5 points, 6.0 rebounds and 2.5 assists in wins over No. 12 Tennessee and LSU... Led the team in steals... Scored 20 or more points on three other occasions - Lipscomb (11/16), Western Kentucky (12/11), and Tennessee State (12/19)... Posted two double-doubles on the season, a 13-10 effort against Arizona in Maui (11/25) and an 18-point, 11-rebound performance against Missouri (12/2)... One game after making a career-best nine baskets against Western Kentucky, Taylor set a Memorial Gym field goal percentage record by making 10-of-11 field goals (90.9 percent) ... The previous record was 90.0 (minimum 10 attempts) by Vanderbilt's Brett Burrow on Feb. 16, 1985 against Tennessee... Had a season-high four assists on three occasions - vs. Mercer (12/21), MTSU (1/4), and at Ole Miss (2/18)... Led the team with 19 points at St. Mary's (11/20)... Finished with 18 points on (8-of-14 shooting) and four rebounds in win vs. DePaul (12/5)... Posted his fourth straight game in double figures with 12 points (5-of-8 FG) and two assists vs. Illinois (12/8)... Finished with 21 points, on 9-of-12 shooting while pulling down nine rebounds in season-high 35 minutes against Western Kentucky (12/11)... Went perfect 5-for-5 from the field, including 4-of-4 from the FT line to finish with 14 points in win over Florida (1/9)... Notched 16 points, two blocks and two steals in 28 minutes of action vs. USC (1/16)... Scored a team-high 18 points, on 5-of-7 shooting, including 8-for-8 from the line in win against Auburn (1/23)... Tied a career high with four steals against Georgia (2/6)... Notched 19 points on 8-of-11 shooting to go along with six rebounds and four assists in win at Ole Miss (2/18)... Scored a team-high 17 points, (4-of-10 FG), including 9-of-12 at free throw line and 4 rebounds in 29 minutes vs. Kentucky (2/20)... Scored a team-high 18 points (6-of-10 FG), including perfect 6-of-6 from FT line to go along with five rebounds in win at Arkansas (2/27).

2008-09 (FRESHMAN) ★ Averaged 12.2 points, 6.2 rebounds, 1.7 assists, and 0.9 steals per game... Was the fourth highest scoring freshman in the SEC in 2008-09... Led the team in scoring seven times and rebounding on 13 separate occasions... Ranked sixth all-time on the Vanderbilt all-time scoring list for freshmen with 577; his scoring average of 12.2 ranks eighth all-time for a freshman in a single season... His rebounding average of 6.2 rebounds per game ranked fifth all-time for a freshman in a single season... Had three double-doubles in his freshman campaign, and scored in double figures in 21 games... Double-doubles came against MTSU (11/24) - 13 points, 11 rebounds; at Kentucky (1/10) - 15 points, 11 rebounds; and vs. Arkansas (3/8) - 16 points, 10 rebounds... Scored a career-high 23 points at South Carolina (1/28)... Tallied 18 points against Alabama A&M (12/10) and at Mississippi State (1/17)... Tallied a game-high 16 points and five rebounds in first collegiate game against Morehead State ... Posted 11 points, six rebounds and three steals

- Taylor Bio Continued

Taylor's Overall Statistics at Vanderbilt

Year	GP	GS	Min	Avg	FG	FGA	Pct	3FG	3FGA	Pct	FT	FTA	Pct	Off	Def	Tot	Avg	PF	FO	Ast	TO	Blk	Stl	Pts	Avg
2008-09	31	31	805	26.0	136	271	.502	9	41	.220	96	139	.691	82	110	192	6.2	76	5	53	69	12	29	377	12.2
2009-10	33	33	883	26.8	148	300	.493	1	11	.091	141	189	.746	64	108	172	5.2	87	2	57	74	13	36	438	13.3
2010-11	34	33	1078	31.7	171	381	.449	39	113	.345	120	167	.719	57	131	188	5.5	83	3	80	87	19	35	501	14.7
TOTAL	98	97	2766	28.2	455	952	.478	49	165	.297	357	495	.721	203	349	552	5.6	246	10	190	230	44	100	1316	13.4

Taylor's SEC Statistics at Vanderbilt

Year	GP	GS	Min	Avg	FG	FGA	Pct	3pt	3ptA	Pct	FT	FTA	Pct	Off	Def	Tot	Avg	PF	FO	Ast	TO	Blk	Stl	Pts	Avg
2008-09	16	16	425	26.6	64	131	.489	4	12	.333	53	76	.697	47	53	100	6.3	38	3	30	43	5	12	185	11.6
2009-10	16	16	444	27.8	68	137	.496	0	3	.000	83	108	.769	25	46	71	4.4	46	2	29	40	7	20	219	13.7
2010-11	16	15	540	33.8	80	200	.400	18	58	.310	49	72	.681	35	56	91	5.7	44	2	40	36	8	21	227	14.2
TOTAL	48	47	1409	29.4	212	468	.453	22	73	.301	185	256	.723	107	155	262	5.5	128	7	99	119	20	53	631	13.1



PLAYER INFORMATION



JEFFERY TAYLOR

44

Senior, Forward
6'7" 225 lbs.
Norrkoping, Sweden
Hobbs HS (N.M.)

in loss to Illinois ...Tied previous season-high with 16 pts. vs. C. Arkansas (11/26)...Tallied 15 points and four rebounds in win over Drake (11/29)...Led VU with 14 points and seven rebounds against UIC (12/3)... Posted 11 points, 7 rebounds, and 2 blocks in 35 min against Ga. Tech (12/6)...Had a season-high four steals against Kentucky to go along with a double-double...Made a career-best eight made field goals at Mississippi State (1/17)... Scored a career-high and game-high 23 points on 7-of-10 shooting at South Carolina (1/28)... Notched 14 points, nine rebound and season-high five assists effort in win at Auburn (1/31)...Scored 11 points vs. Alabama (2/5)...Tallied 14 points vs. Ole Miss (2/7)... Posted 14-point and eight rebound effort in 31 minutes against Kentucky (2/17)... Recorded six points and pulled down seven rebounds in 32 min. at Florida (2/21)... Notched 17-point, three rebound effort, hitting 6-of-7 field goals in win over South Carolina (2/28)... Led team in points (16), rebounds (10), and assists (6) in win over Arkansas (3/8) - the six assists vs. Arkansas marked a career-high... Scored 17 points and grabbed six rebounds in SEC Tournament first round game against Alabama (3/12).

SUMMER 2008 ★ Played for Sweden National Team in the Under-20 European Division B Championships, where he averaged 19.4 points, 9.3 rebounds and 2.8 assists in eight games.

HIGH SCHOOL ★ Averaged 30.0 points, 12.0 rebounds, 3.0 blocks, 3.0 steals and 3.0 assists per game in his senior season at Hobbs High School in New Mexico... He is the all-time leading scorer in Hobbs High School history... His Hobbs team claimed the district championship in 2007 and the 5A state championship in 2008... Was an all-state selection in 2007 and 2008, and was named the New Mexico Gatorade Player of the Year in 2008.

PERSONAL ★ Jeffery Matthew Taylor... Born May 23, 1989 in Norrkoping, Sweden... Parents are Jeff and Pia Taylor... Taylor's father, Jeff, played at Hobbs High School and Texas Tech University before playing in the NBA for the Houston Rockets and Detroit Pistons... Majoring in Sociology...His father eventually played professionally in Sweden and still lives there today... Has two brothers, Marques (15) and Vincent (11), and three sisters, Michaela (23), Melanie (19), and Vanessa (9)... Chose Vanderbilt over UCLA, Texas, Arizona, Kentucky and Gonzaga... Advice to youngsters: "Work hard and you can achieve anything."



STEVE TCHIENGANG

33

Senior, Forward
6' 9" 240 lbs.
Douala, Cameroon
Montverde Acad. (Fla.)/Cypress
Comm. Christian (Texas)

GENERAL ★ 6'9 forward who is a physical presence around the basket who can step out and hit a perimeter jumpshot to keep defenses honest... Also saw time as a sophomore and junior at the center position.

2010-11 (JUNIOR) ★ Played in all 34 games and averaged 4.8 points and 3.0 rebounds per game...Scored in double-digits seven times in 2010-11, including a career-high 15 points against Southeastern Louisiana (12/18)... Tallied 10 points against Tennessee (2/22)...Scored 12 points and added 3 assists vs. Kentucky (2/12)...Shot 41.5% from three on the season (22-53)... Scored 10 points at South Carolina (1/8)...Had career-high nine rebounds against Marquette (12/29)...Scored 12 pts vs. Grambling (11/24).

2009-10 (SOPHOMORE) ★ Played in all 33 games and started in one... Averaged 11.6 minutes per game...Averaged 3.4 points and 2.5 rebounds per game...Scored a season-high nine points in SEC Quarterfinal win over Georgia (3/12)...Lone start of the season came against LSU - scored six points and had four rebounds against the Tigers...Had a season-high eight rebounds against Kentucky at Memorial Gym (2/20)...Made career-high three field goals on four occasions...Tied a career-high with two steals against Tennessee State (12/19)...Made a season-high four free throws against South Carolina (3/6).

2008-09 (FRESHMAN) ★ Averaged 3.6 points and 3.2 rebounds in 25 games...Averaged 17.3 minutes per game...Made 16 starts, including the team's last nine...Posted a season-high nine points on two different occasions - scored nine points at UMass (1/3) and tallied nine points against Tennessee (1/20)...Had season-high three assists against Georgia at Memorial Gym (1/14)...Grabbed career-high seven rebounds in win over Ole Miss (2/7)...Was 9-for-9 from the free throw line in road games at Florida (2/21, 4-4) and at Georgia (2/25, 5-5)...The five made free throws against Georgia was a new career high...Made a career-high three field goals on three separate occasions...Converted on a career-high two three-pointers at UMass and against Tennessee at Memorial Gym (1/20).

Tchiengang Bio Continued On Next Page -

Tchiengang's Overall Statistics at Vanderbilt


Year	GP	GS	Min	Avg	FG	FGA	Pct	3FG	3FGA	Pct	FT	FTA	Pct	Off	Def	Tot	Avg	PF	FO	Ast	TO	Blk	Stl	Pts	Avg
2008-09	25	16	432	17.3	28	85	.329	12	39	.308	23	32	.719	23	56	79	3.2	71	2	12	30	11	9	91	3.6
2009-10	33	1	382	11.6	38	75	.507	5	13	.385	31	51	.608	31	52	83	2.5	74	2	7	37	5	7	112	3.4
2010-11	34	0	559	16.4	53	118	.449	22	53	.415	34	45	.756	32	70	102	3.0	72	2	15	34	12	11	162	4.8
TOTAL	92	17	1373	14.9	119	278	.428	39	105	.371	88	128	.688	86	178	264	2.9	217	6	34	101	28	27	365	4.0

Tchiengang's SEC Statistics at Vanderbilt

Year	GP	GS	Min	Avg	FG	FGA	Pct	3pt	3ptA	Pct	FT	FTA	Pct	Off	Def	Tot	Avg	PF	FO	Ast	TO	Blk	Stl	Pts	Avg
2008-09	16	10	279	17.4	20	55	.364	9	26	.346	18	23	.783	13	37	50	3.1	48	2	7	20	8	7	67	4.2
2009-10	16	1	207	12.9	18	36	.500	3	6	.500	18	30	.600	16	30	46	2.9	42	2	3	20	2	2	57	3.6
2010-11	16	0	253	15.8	22	54	.407	8	22	.364	10	15	.667	11	23	34	2.1	38	2	5	15	3	4	62	3.9
TOTAL	48	11	739	15.4	60	145	.414	20	54	.370	46	68	.676	40	90	130	2.7	128	6	15	55	13	13	186	3.9



PLAYER INFORMATION



STEVE TCHIENGANG

33

Senior, Forward
6' 9" 240 lbs.
Douala, Cameroon
Montverde Acad. (Fla.)/Cypress
Comm. Christian (Texas)

- Tchiengang Bio Continued

HIGH SCHOOL ★ Attended Montverde Academy in Florida for his senior season, where he averaged 14 points and nine rebounds... Played three years (freshman-junior) at Cypress Christian School in Houston... His Warrior teams won three consecutive TAPPS (Texas Association of Private and Parochial Schools) 4A State Championships... Was a first-team all-state member and an all-tournament team selection all three years at Cypress Christian... Named Defensive Player of the Year in 2005-06 and 2006-07 and second-team All-Area in those years.

PERSONAL ★ Steve Leandre Noubissie Tchiengang... Born Dec. 29, 1988 in Douala, Cameroon... Birth parents are Noubissie Emmanuel and Noubissie Veronique in Cameroon; American parents are David and Kathy Ambrose... Has three brothers, Daniel Ambrose (21), Kyle Ambrose (18), and Michael Ambrose (16), and one sister, Amy Ambrose (20)... Majoring in Economics ... Nickname is "The Proof"... Chose Vanderbilt over Baylor, Georgia Tech, Notre Dame and Oklahoma... Advice to youngsters: "Always hold on to your dreams, work hard at it, and never give up no matter what."



BRAD TINSLEY

1

Senior, Guard
6' 3" 210 lbs.
Oregon City, Ore.
Oregon City HS

GENERAL ★ Combo guard who played both guard positions as a freshman and sophomore, and started all 34 games at the point guard position as a junior...Posted the school's first triple-double in the team's season opener in 2010 against Presbyterian.

2010-11 (JUNIOR) ★ Started every game in his junior season and averaged 10.6 points, 4.6 assists, and 3.7 rebounds per game...Led the SEC in assists in all games (4.5)... Had five or more assists in 18 games in 2010-11 and has 27 in his career; dished out nine assists vs. South Carolina (2/5) and at Kentucky (3/1); had eight assists against Marquette (12/29)...Second in the SEC in assist to turnover ratio in all games (2.2)...Second on VU's single-season junior assist list...Finished with 155...Scored in double figures in 19 games...Scored 16 points and had five assists at LSU (2/26)...Tallied a season-high 18-point game against St. Mary's; scored 11 points vs. Kentucky, 15 points vs. Alabama, 13 points vs. South Carolina, 15 points at Florida, and 14 points against Ole Miss...Tied a career-high with eight free throws made vs. St. Mary's - his 10 FT attempts set a new career best...Had 14 points and 10 rebounds vs. Davidson (1/2), his second double-double of the season and his career...Also added 15 points against Marquette (12/29)...Scored 14 points vs. Belmont (12/4)...Notched the school's first-ever triple-double with 11 points, 10 rebounds, and 10 assists against Presbyterian. The 10 rebounds and 10 assists were both career highs. It was also his first career double-double.

2009-10 (SOPHOMORE) ★ Played in all 33 games and made 27 starts as a sophomore...Averaged 6.9 points, 2.5 rebounds, and 2.8 assists per game... Scored in double figures in eight games, including a season-best 18-point performance at Georgia (2/25)...Tied a career-high with seven made field goals against the Bulldogs in a season-high 36 minutes...Went 4-of-5 from the floor, including 2-of-3 from downtown in season opening win over Lipscomb (11/16)...Dished out eight assists at St. Mary's (11/20), a career-high... Scored in double figures with 12-points, four rebounds, three assists and two steal effort vs. Illinois (12/8)... Scored 14 points vs. Mercer (12/21); also added four assists... Grabbed a career-high six rebounds against Manhattan (12/30) - also had six rebounds against Kentucky and at Arkansas... Scored 15 points against Auburn (1/23)... Scored 10 points on 2-of-5 shooting, including 2-of-3

Tinsley's Overall Statistics at Vanderbilt

Year	GP	GS	Min	Avg	FG	FGA	Pct	3FG	3FGA	Pct	FT	FTA	Pct	Off	Def	Tot	Avg	PF	FO	Ast	TO	Blk	Stl	Pts	Avg
2008-09	31	28	960	31.0	108	258	.419	69	168	.411	56	68	.824	7	72	79	2.5	36	0	86	64	5	20	341	11.0
2009-10	33	27	858	26.0	77	190	.405	31	105	.295	44	51	.863	5	78	83	2.5	38	0	94	60	5	15	229	6.9
2010-11	34	34	1111	32.7	115	264	.436	45	122	.369	84	102	.824	9	117	126	3.7	36	0	155	63	7	28	359	10.6
TOTAL	98	89	2929	29.9	300	712	.421	145	395	.367	184	221	.833	21	267	288	2.9	110	0	335	187	17	63	929	9.5

Tinsley's SEC Statistics at Vanderbilt

Year	GP	GS	Min	Avg	FG	FGA	Pct	3pt	3ptA	Pct	FT	FTA	Pct	Off	Def	Tot	Avg	PF	FO	Ast	TO	Blk	Stl	Pts	Avg
2008-09	16	15	508	31.8	56	135	.415	32	83	.386	31	36	.861	5	38	43	2.7	20	0	47	35	3	9	175	10.9
2009-10	16	13	420	26.3	38	98	.388	11	46	.239	31	33	.939	4	42	46	2.9	20	0	45	23	2	7	118	7.4
2010-11	16	16	545	34.1	54	121	.446	19	51	.373	43	48	.896	4	47	51	3.2	18	0	66	28	1	12	170	10.6
TOTAL	48	44	1473	30.7	148	354	.418	62	180	.344	105	117	.897	13	127	140	2.9	58	0	158	86	6	28	463	9.6



PLAYER INFORMATION



BRAD TINSLEY

1

Senior, Guard
6' 3" 210 lbs.
Oregon City, Ore.
Oregon City HS


from 3PT, in addition to five rebounds and four assist in 25 minutes against Tennessee (1/27)... Connected on 3-of-6 shots to finish with 8 points and three assists in 24 minutes against Kentucky (1/30)... Scored 11 points (3-6 FG) and dished out three assists in 29 minutes of play vs. Mississippi State (2/3)... Scored a season-high 18 points (7-of-12 FG) and tied a career high in field goals made in season-high 36 minutes against Georgia (2/6)... Played season high 38 minutes and had five assists and no turnovers vs. LSU (2/13)... Posted a great floor-game of 8 points, 7 assists and five rebounds in 24 minutes against Ole Miss (2/18)... Scored 13 points, including a career best 8-for-8 from the free throw line to go along with six rebounds and four assists in 22 minutes at Arkansas (2/27)... Made a season high three 3-pointers, finishing with 9 points and three assists in semifinal of SEC Tournament vs. Mississippi State (3/13).

2008-09 (FRESHMAN) ★ Played in all 31 games and started 28 in his true freshman campaign... Averaged 11.0 points, 2.5 rebounds, and 2.8 assists per game in 31.0 minutes of action per game... Made 69 threes in his freshman season, which tied Shan Foster (2004-05) for the school's single season three-point field goals made record by a freshman... Scored in double figures in the first seven games of his career, including a 19-point performance in a win over Drake (11/29) in the semifinals of the Cancun Challenge... Led the team in scoring on three occasions as a freshman, and in assists 13 different times... Scored 12 points in 24 minutes in first collegiate game against Morehead State... Led the team with three three-pointer's in season opener ... Scored in double figures (11) for the second straight game against Illinois. Recorded third-straight double figure game (10 pts) in first collegiate start against MTSU... Added double figures against UCA (11/26) with 11 points... Scored a career-high 19 points on 7-14 shooting (5-8 3PT) and had season-high five assists in win over Drake (11/29)... Pulled down a season-high six rebounds against UIC (12/3)... Tallied 15 points and four assists in win over Tenn. Tech (12/20)... Scored 15 points on 5-9 shooting in win over St. Francis (12/31)... Tallied 11 points and two assists in first SEC road game at Kentucky (1/10)... Recorded 15 points off the bench in 24 min. at South Carolina (1/28)... Notched 13 points on 3-7 shooting, including 3-of-6 from three in win at Auburn (1/31)... Scored in double figures against Alabama (2/5) with ten points and scored 12 against Ole Miss (2/7)... Notched 12 points on 4-of-8 shooting while swiping a season-high three steals in 36 minutes at Florida... Tallied 16-point, five assists and three rebound effort in win over South Carolina (2/28)... Went a perfect 8-of-8 from the free throw line vs. USC, marking season highs in free throws made/attempted... Recorded eight points, three rebounds and three assists in win at LSU (3/4), with all eight points coming late in the game... Made two huge threes down the stretch against the Tigers in Baton Rouge to lead Vanderbilt to win... Scored 13 points on 3-of-5 shooting, including 3-of-4 from 3-point range in win vs. Arkansas (3/8)... Tallied a career-best 20 points against Alabama (3/12) in the first round of the SEC Tournament... He tied a career-high with five made threes – also had two steals against the Crimson Tide.

HIGH SCHOOL ★ His 2008 Pioneer team under head coach Mike Doherty was the state runner-up... In 2007, his squad was the runner-up at the Les

Schwab Invitational... Was a first-team all-league selection in all four years of high school... Named all-state in his junior and senior seasons... Was the Player of the Year in the state of Oregon in his senior year, and was also selected as the Gatorade State Player of the Year in his senior season... Averaged 25 points, seven rebounds, seven assists, and three steals in his senior season at Oregon City High School... He is the number two all-time leading scorer for "big schools" in Oregon prep basketball history, and the number four ranked scorer among all classifications... Was a finalist for the 2008 Johnny Carpenter Prep Athlete of the Year Award... Lettered four times in basketball and baseball, and lettered twice in football.

PERSONAL ★ Bradley Glen Tinsley... Born May 10, 1989 in Oregon City, Ore. ... Son of Carl and Kathy Tinsley... Has one sister Cassie (26) and one brother David (23)... Majoring in Sociology.. Nickname is Tins... Chose Vanderbilt over Utah, Oregon, Wake Forest, Butler, Colorado and North Carolina... Advice to youngsters: "Enjoy your childhood because it goes by fast."





NEWCOMER INFORMATION



KEDREN JOHNSON

2

Freshman, Guard
6'4" 215 lbs.
Lewisburg, Tenn.
Marshall County HS

GENERAL ★ Point guard who starred at nearby Marshall County High School, where he was named Mr. Basketball for the state of Tennessee for Class 2A and was the Tennessean Player of the Year for two years.

HIGH SCHOOL ★ Averaged 27.3 points, 10.0 rebounds, 8.0 assists, 3.6 steals and 1.5 blocks in his senior season at Marshall County, where he departed as the school's all-time scoring and assist leader...Also scored 55 points against East Hickman in an 81-54 win, which set a new Marshall County single-game scoring record which had stood since the 60's...Under head coach Jason Tigert, his Tigers' teams won three district and regional championships, and advanced to the Class 2A semifinals as a senior in 2011...Named a district MVP four times, and a regional MVP three times.

PERSONAL ★ McKedren Ashad Johnson... Born April 1, 1993... Son of Curtis and Melodia Johnson... Has a sister, Candice (31)... Undecided on major at Vanderbilt... Nickname is Kee... Chose the Commodores over Florida, Louisville, Memphis, and Alabama...Advice to youngsters: "Work harder than anyone around you."



DAI-JON PARKER


24

Freshman, Guard
6'3" 190 lbs.
Baton Rouge, La.
Milton HS (Ga.)

GENERAL ★ Athletic shooting guard whose Milton High School team in Alpharetta, Ga., had three other Division I players in the starting five...Stand-out three-sport athlete in high school.

HIGH SCHOOL ★ Averaged 14 points, six rebounds, five assists, two blocks and two steals in his senior season at Milton...His 2010 Milton team captured the Class 5A state championship, and the 2011 team won the regional championship...Named the Defensive Player of the Year in 2010 and 2011, while also being named to the All-Region and All-State first team...Lettered three seasons in basketball, one in football, and one in baseball, and served three years as the captain of his basketball team...Milton teammates Shannon Scott (Ohio State), Julian Royal (Georgia Tech), and Jordan Loyd (Furman) all signed to play Division I basketball.

PERSONAL ★ Dai-Jon Cortez Daione Parker... Oct. 3, 1992... Son of Deirdre Parker... Has two brothers, Damien (27) and Eric (19), and one sister, Dumariera (23)... Undecided on major... Advice to youngsters: "Get the grades, basketball isn't going anywhere."



SHELBY MOATS

34

Freshman, Forward
6'8" 225 lbs.
Waconia, Minn.
Waconia HS

GENERAL ★ Powerfully-built power forward who has excellent shooting touch from beyond-the-arc...Was the valedictorian of his Waconia High School senior class in 2011.

HIGH SCHOOL ★ Four-year varsity letterwinner in basketball, two-year captain, and a two-year letterman in football...Averaged 22 points and 12 rebounds in his senior year at Waconia and ended his career with 1,772 points and 985 rebounds...His Waconia teams claimed three Wright County conference championships and the 2011 team finished third in Class 3A... Individually, Moats was a first-team All-State selection his senior season and was a Parade Third-Team All-American in 2011...Was a four-time all-conference member and a member of the all-state team two times.

PERSONAL ★ Shelby Adam Moats... Born June 12, 1992... Son of Scott and Sheryl Moats... Has a sister, Scotti (21), who is a junior on Bethel University's (MN) women's basketball team...Plans on majoring in Economics at Vanderbilt... Chose the Commodores over Washington State and Northwestern... Advice to youngsters: "Work hard if you want to reach your goals."





PLAYER INFORMATION

LANCE GOULBOURNE CAREER GBG

2008-09 (Freshman)

Date	Opponent	M	FG-A	3P-A	FT-A	Reb	PF	A	T	B	S	PTS
N16	Morhead State	16	3-4	3-4	2-4	4	0	0	2	1	2	11
D16	vs. USF	7	0-0	0-0	0-0	1	0	0	2	0	0	0
D20	Tennessee Tech	15	3-5	0-1	1-1	7	0	0	0	1	0	7
D22	Furman	13	2-5	0-0	0-0	4	0	0	0	1	0	4
D31	St. Francis	18	3-4	0-1	4-4	8	0	0	0	0	0	10
J3	at UMass	20	3-8	0-1	4-4	8	1	0	3	1	2	10
J10	at Kentucky	9	1-3	0-1	0-0	1	0	0	1	0	0	2
J14	Georgia	16	3-5	1-1	0-0	1	1	0	1	0	1	7
J17	at Miss. State	18	1-6	0-3	0-0	4	1	0	2	1	0	2
J20	Tennessee	11	1-4	0-1	0-0	3	4	1	1	0	1	2
J25	Florida	16	2-3	0-1	0-0	6	1	0	1	1	0	4
J28	at South Carolina	10	0-3	0-1	0-0	1	2	0	1	1	0	0
J31	at Auburn	6	0-2	0-1	0-0	0	0	0	0	0	1	0
F5	Alabama	13	2-5	0-2	0-0	4	1	0	0	1	0	4
F7	Ole Miss	12	4-4	2-2	1-2	1	0	0	0	2	0	11
F14	at Tennessee	20	2-4	0-0	0-0	6	0	0	3	1	2	4
F17	Kentucky	22	4-7	3-5	6-8	2	1	0	2	0	0	17
F21	at Florida	12	2-6	1-3	1-1	0	4	1	2	0	0	6
F25	at Georgia	10	1-2	0-1	1-2	1	2	0	1	0	0	3
F28	South Carolina	16	1-2	0-0	0-1	1	2	1	1	1	0	2
M4	at LSU	13	1-1	1-1	0-0	3	2	0	0	0	0	3
M8	Arkansas	17	2-3	0-0	2-4	4	2	3	2	1	0	6
M12	Alabama	15	1-3	0-1	0-0	3	1	1	1	0	0	2

* Started game

2009-10 (Sophomore)

Date	Opponent	M	FG-A	3P-A	FT-A	Reb	PF	A	T	B	S	PTS
N16	Lipscomb	16	2-2	1-1	4-6	1	3	2	1	0	1	9
N20	St. Mary's	4	0-1	0-0	0-0	1	3	0	1	0	0	0
N23	Cincinnati	6	0-2	0-1	0-0	0	0	0	0	0	0	0
N24	Chaminade	16	2-5	1-3	0-0	5	1	2	1	2	0	5
N25	Arizona	8	1-1	0-0	2-4	0	2	0	1	0	1	8
D2	Missouri	9	0-0	0-0	0-0	3	3	0	2	1	0	0
D5	DePaul	9	0-1	0-1	0-0	1	0	0	1	0	0	0
D8	Illinois	7	0-0	0-0	0-0	2	1	0	1	0	0	0
D11	W. Kentucky	14	0-0	0-0	1-2	0	0	1	1	1	0	1
D19	Tennessee State	13	1-2	0-0	2-2	0	1	0	3	1	0	4
D21	Mercer	13	1-2	1-1	0-0	4	3	1	3	1	0	3
D30	Manhattan	18	1-2	0-0	7-10	5	2	2	1	0	0	9
J2	Southern Miss	21	1-1	0-0	0-0	7	1	2	3	1	1	2
J4	MTSU	14	1-1	0-0	2-2	5	0	1	0	1	0	4
J9	Florida	15	2-3	2-3	1-2	1	0	0	0	0	0	7
J13	Alabama	12	0-2	0-1	1-2	0	1	0	1	1	0	1
J16	South Carolina	13	3-3	1-1	2-2	3	2	1	1	0	0	9
J23	Auburn	16	1-4	1-4	1-2	2	2	0	1	0	0	4
J27	Tennessee	13	0-4	0-2	0-0	3	1	0	1	1	0	0
J30	Kentucky	12	0-1	0-1	0-0	1	3	0	0	2	0	0
F3	Mississippi State	15	2-3	0-0	1-1	2	2	0	3	0	0	5
F6	Georgia	7	0-2	0-1	0-0	0	1	1	0	0	0	0
F9	Tennessee	18	3-6	1-3	0-1	4	0	1	0	1	0	7
F13	LSU	26	5-9	1-3	7-9	9	1	0	1	1	1	18
F18	Ole Miss	12	0-1	0-1	0-0	1	4	0	0	0	0	0
F20	Kentucky	13	0-4	0-2	2-2	0	2	0	0	0	0	2
F25	Georgia	7	0-1	0-1	0-0	0	3	0	0	0	0	0
F27	Arkansas	13	0-2	0-1	0-0	0	1	1	1	2	0	0
M12	Georgia	20	2-3	1-1	0-1	2	2	0	1	1	0	5
M13	Mississippi State	8	0-1	0-1	0-0	2	1	0	0	0	0	0
M18	Murray State	10	1-5	1-3	1-2	0	0	1	0	0	0	3

* Started game

LANCE GOULBOURNE CAREER GBG

2010-11 (Junior)

Date	Opponent	M	FG-A	3P-A	FT-A	Reb	PF	A	T	B	S	PTS
N12	Presbyterian	18	2-4	1-2	0-0	7	2	0	0	0	0	5
N18	Nebraska	14	1-2	0-1	3-4	1	2	0	1	0	1	5
N19	West Virginia	29	0-3	0-1	3-4	7	1	1	1	2	1	3
N21	North Carolina	20	3-4	1-1	2-2	8	3	1	2	0	0	9
N24	Grambling State	21	2-6	1-1	1-2	12	1	0	2	2	0	6
N27	Appalachian State	23	7-11	0-1	3-3	8	2	1	1	2	0	17
D1	Western Kentucky	19	1-1	0-0	1-2	3	1	1	2	0	3	3
D4	Belmont	24	3-5	1-2	8-9	6	3	2	4	0	0	15
D8	Missouri*	31	4-7	1-3	2-2	7	2	5	2	1	0	11
D18	SE Louisiana*	29	4-9	1-3	4-8	8	0	1	1	1	2	13
D21	MTSU											
D29	Marquette											
J2	Davidson*											
J8	South Carolina*	27	1-5	1-2	4-4	5	1	1	1	3	2	7
J12	Georgia*	38	3-7	1-3	2-3	14	2	3	0	0	0	9
J15	Tennessee*	33	2-5	0-1	4-6	10	0	1	4	1	1	8
J19	Ole Miss*	21	0-1	0-0	0-0	6	4	0	4	1	1	0
J22	Saint Mary's*	30	3-9	1-2	7-9	16	2	5	1	0	1	14
J27	Mississippi State*	33	5-10	1-5	4-4	10	3	2	5	0	0	15
J29	Arkansas*	36	3-7	0-2	3-4	12	2	1	3	1	1	9
F1	Florida*	17	0-2	0-2	0-0	3	3	2	1	0	0	0
F5	South Carolina*	36	2-7	0-4	0-2	6	3	2	0	1	1	4
F10	Alabama*	17	0-2	0-2	0-0	2	1	0	0	0	0	0
F12	Kentucky*	32	2-5	2-5	0-0	3	1	4	0	0	0	6
F16	Georgia*	13	0-0	0-0	0-0	1	4	1	0	0	0	0
F19	Auburn	10	1-1	0-0	0-0	4	1	0	1	0	0	2
F22	Tennessee*	14	0-1	0-0	0-0	3	2	1	1	0	0	0
F26	LSU	24	1-3	0-1	0-2	6	0	0	1	0	0	2
M1	Kentucky*	31	5-6	2-2	4-6	17	1	0	0	0	0	16
M5	Florida*	30	3-9	0-1	0-0	9	3	0	2	0	0	6
M10	LSU*	14	2-4	1-2	0-2	4	2	1	1	0	0	5
M11	Mississippi State*	34	1-8	0-4	5-5	13	3	2	1	0	1	7
M12	Florida*	17	2-3	1-1	3-3	3	3	1	1	1	1	8
M17	Richmond*	34	3-8	0-3	3-4	12	1	2	2	0	2	9
M18	Richmond*	30	2-6	0-1	2-6	9	2	2	1	0	0	6

* Started game



COACHES AND SUPPORT STAFF

Kevin Stallings, Head Coach



Vanderbilt head coach Kevin Stallings has taken the Commodore basketball program to unparalleled heights in his 12 years at the helm, with success coming on the floor and in the classroom during his tenure. His teams have advanced to two Sweet 16 appearances, and off the floor, every Vanderbilt senior basketball player has received a degree. His teams have also made Memorial Gym, already one of the most unique arenas in America, a hostile and very challenging place for opposing teams.

This kind of success comes as no surprise to the players who put on the Vanderbilt jersey when adjectives

like competitive, personable, passionate, intense, honest, hard-working, knowledgeable and prepared describe their coach and the program they represent.

Twelve seasons into his stay in Nashville, Stallings has Vanderbilt in rarefied air in college basketball circles with eight postseason appearances, two NCAA Tournament Sweet 16 appearances in 2004 and 2007, five NCAA Tournament berths and six 20-win seasons. Stallings became the first coach to take two Vanderbilt teams to the Sweet 16 of the NCAA Tournament since the 64-65 team format; and the Commodore mentor has had SEC Players of the Year on his squad in three out of his 12 years in Nashville.

The list of accomplishments for the current Vanderbilt coach continues to grow:

- Stallings became the second Vanderbilt coach in school history to have three 20-win seasons (Roy Skinner) after the 2006-07 season. He now has six 20-win seasons, all in the last eight years, which ties all-time leader Roy Skinner, who also posted six 20-win campaigns.
- He was named SEC Coach of the Year by SEC Coaches in 2007 and 2010, only the third coach in Vanderbilt history to win two of the prestigious awards.
- Currently stands at 359 career wins and 236 wins in his 12-year tenure as Vanderbilt's head coach.
- He has coached three SEC Players of the Year (coaches) - Dan Langhi in 1999-2000, Derrick Byars in 2006-07, and Shan Foster in 2007-08 (AP and Coaches).
- Now in 16th place amongst winningest coaches in the SEC (at SEC institutions) with 236 Vanderbilt wins, and the second-most winningest active coach in the league.
- He coached four SEC Academic Honor Roll members in 2010-11 in Joe Duffy, Chris Meriwether, Aaron Noll, and Jordan Smart. It pushed his total number of SEC Academic Honor Roll selections to 37 during his 12-year tenure.
- He now has 359 career victories as a head coach, which makes him the third current SEC coach with 300 or more wins, and his 236 Vanderbilt wins ranks him second all-time in the Commodore record books behind Roy Skinner (278; 1959, 1962-76).

In fact, in his 32 years as a player or coach, success has followed Stallings throughout his basketball career as a player at Purdue, an assistant at both Purdue and Kansas and his previous head coaching position at Illinois State. During the time span, Stallings has been a part of 21 seasons with 20-or-more victories and a basketball season that concluded during postseason play 26 times.

Stallings has guided the Commodores to postseason play in seven out of the last eight seasons and in nine out of his 12 years at Vanderbilt. Included in those appearances are two Sweet 16 berths and back-to-back NCAA appearances in 2007

COACHING CAREER

1999-present **Vanderbilt**, Head Coach
 1994-99 **Illinois State**, Head Coach
 1989-93 **Kansas**, Asst. Coach
 1983-88 **Purdue**, Asst. Coach

SEC Coach of the Year, 2007 and 2010,
NABC District 21 Coach of the Year,
2010, NABC District 7 Coach of the
Year, 2007.

PLAYING CAREER

1980-82 **Purdue**

Helped Purdue advance to Final Four in 1980.

FAMILY

Wife, Lisa; Son, Jacob (21), Daughters
 Alexa (17) and Jordyn (11)

13TH SEASON AT VANDERBILT

College
 Purdue
 B.A., Business Management & Marketing,
 1982
 Masters, Counseling, 1985

High School
 Collinsville (Ill.)



COACHES AND SUPPORT STAFF

Kevin Stallings, Head Coach

and 2008 and in 2010 and 2011.

The 2010-11 team knocked off five teams that advanced to the NCAA Tournament, including Kentucky, who eventually advanced to the Final Four. John Jenkins emerged as one of the nation's top shooters and led the SEC in scoring and three-pointers made. Under Stallings' tutelage, Festus Ezeli blossomed into an all-SEC center, and Jeffery Taylor continued to be on one of the premiere perimeter players in the nation.

The 2009-10 Commodores finished the season with a 24-9 record, and a 12-4 mark in SEC play, Vanderbilt's best finish in league competition since 1993. The Commodores also were a handful on the road, winning six league games and sporting a 7-3 mark in true road contests. Vanderbilt swept Tennessee and Florida for the first time since 1966, and had four players named to an All-SEC postseason team.

The 2007-08 edition of the Commodores was one of the most successful teams of the Stallings era. Vanderbilt reeled off 16 consecutive wins to start the season, tied for the most wins in regular season history (25), advanced to the NCAA Tournament for the second consecutive year, the first time since 1988-89 that has occurred, won 10 games in the SEC for the second consecutive season, and saw one of his four-year seniors, Shan Foster, capture SEC Player of the Year honors, the Lowe's Senior CLASS Award, and become the school's all-time leading scorer. The Commodores tallied 25 regular season wins that year, which tied

STALLINGS' OVERALL RECORD VS. OPPONENTS

Akron	1-0	Evansville	10-1	Michigan	1-1	St. Joseph's	1-0
Alabama	9-6	Fairleigh Dickinson	1-0	Mississippi	9-4	St. Mary's (Calif.)	3-0
Alabama A&M	4-0	Florida	7-19	Mississippi State	8-8	SE Missouri State	1-0
Alcorn State	1-0	Florida State	1-1	Missouri	1-1	SW Missouri State	9-5
American	1-0	Furman	2-1	Missouri-KC	1-0	SE Louisiana	2-0
American-PR	1-0	George Washington	1-0	Monmouth	0-1	Stetson	1-0
Appalachian State	3-1	Georgetown	1-2	Morehead State	2-0	Tennessee	11-14
Arizona	1-1	Georgia	15-10	Mount St. Mary's	1-0	UT-Chattanooga	1-0
Arizona State	0-1	Georgia Southern	1-0	MTSU	3-0	Tennessee-Martin	3-0
Arkansas	4-10	Georgia Tech	2-2	Nebraska	1-0	Tennessee State	4-0
Auburn	10-5	Grambling St.	1-0	New Orleans	1-0	Tennessee Tech	3-0
Austin Peay	2-0	Hampton	1-0	Nicholls State	1-0	TCU	2-0
Belmont	4-0	Hawaii	0-1	Notre Dame	1-3	Texas-Pan American	1-0
Birmingham So.	1-0	Hawaii-Hilo	1-0	North Carolina	1-0	Toledo	3-0
Boston College	1-1	High Point	1-0	North Carolina State	1-0	Tulane	1-2
Bradley	7-6	Hofstra	1-0	UNC Greensboro	1-0	Tulsa	4-2
Bucknell	1-0	Houston	1-0	UNC Wilmington	1-1	Utah State	2-0
Butler	0-1	Illinois	0-2	Northeast Louisiana	1-0	Valparaiso	1-0
Cal Poly SLO	1-0	Illinois-Chicago	2-2	Northern Iowa	8-7	Vanderbilt	0-1
Cal State Northridge	1-0	Indiana	2-1	Northwestern	2-1	Va. Commonwealth	2-1
Centenary	1-0	Indiana State	10-3	Oakland	1-1	Wake Forest	1-2
Central Arkansas	1-0	IUPUI	2-0	Ohio	2-0	Washington State	1-1
Central Michigan	1-0	Iona	2-0	Oregon	1-1	West Virginia	0-1
Chaminade	1-0	Iowa State	0-2	Pacific	1-0	Western Carolina	1-0
Cincinnati	0-4	Jacksonville State	1-0	Pittsburgh	2-0	Western Kentucky	4-1
College of Charleston	1-0	James Madison	1-1	Presbyterian	1-0	Western Michigan	1-0
Colorado	1-0	Kentucky	9-16	PR-Mayaguez	1-0	Wichita State	12-2
Connecticut	0-3	LaSalle	1-0	Purdue	0-1	William & Mary	1-0
Creighton	10-2	Lehigh	1-0	Rice	2-0	Wisconsin	1-2
Davidson	1-0	Liberty	1-0	Richmond	0-1	Wisc.-Green Bay	3-1
Dayton	3-0	Lipscomb	3-0	Saint Francis	1-0	Wofford	3-0
DePaul	3-2	Louisiana-Lafayette	1-0	Santa Clara	0-2	Overall	359-211
Drake	12-2	Louisiana State	10-6	Siena	0-1	At Home	230-59
Duquesne	0-2	Louisiana Tech	0-1	South Alabama	1-0	On the Road	85-119
East Carolina	1-1	Manhattan	1-0	South Carolina	11-13	At Neutral Sites	44-33
Eastern Illinois	1-0	Marquette	1-0	S. Carolina State	1-0	NCAA Tournament	5-7
Eastern Kentucky	1-0	Massachusetts	2-0	South Florida	1-0	NIT	6-6
E. Tennessee State	5-0	Memphis	0-1	Southern Illinois	7-8	In Overtime Games	13-12
Elon	1-0	Mercer	1-0	Southern Miss	2-0		

the 1992-93 team for the most in school history, and knocked off the No. 1 team in the nation for the second consecutive season.

The 2003-04 campaign saw the Commodores advance to their first NCAA Tournament since 1993, reaching the Phoenix Regional Semifinals before bowing out to Connecticut, the eventual national champion; and in 2006-07, the Commodores knocked off George Washington and Washington State before dropping a 66-65 decision to Georgetown in the East Regional Semifinals.

In 2003-04, Vanderbilt set a then-school record with a 12-0 start, knocked off five nationally ranked opponents and

advanced to the semifinals of the SEC Tournament -- all of this before reaching the "Big Dance" and concluding its run with a 23-10 overall mark. In 2006-07, Vanderbilt had the SEC Player of the Year in Derrick Byars and knocked off seven ranked opponents during the year.

In all, Stallings has coached in eight postseason tournaments, four NCAA tournaments and four NIT's. The Commodores reached the NIT in 2000, 2002, 2005 and 2006; and in 2005, the Commodores made the quarterfinals of the NIT, winning at Indiana and outlasting Wichita State at the buzzer before falling at Memphis, one step short of reaching the semifinal round in New



COACHES AND SUPPORT STAFF

Kevin Stallings, Head Coach

York City.

QUALITIES OF A CARING COACH

Throughout his tenure at Vanderbilt, Stallings has proven himself as a coach whose intensity from the bench and drive to compete matches his reputation as a talented tactician and his genuine concern for players. Since coming to Nashville, Stallings has embraced the Commodore basketball tradition while building a program based on quality players and dedicated students.

He has molded Commodore players into some of the finest in the SEC. Former Commodores Dan Langhi and Matt Freije blossomed under the direction of Stallings. Langhi earned the 2000 SEC Player of the Year award, while Freije became Vanderbilt's then-all-time leading scorer. Derrick Byars became Stallings' second player of the year in 2007, and wing Shan Foster became his third in 2008 and the program's first player to the 2,000-point barrier. Both Byars and Foster were second-round selections in the 2007 and 2008 NBA Draft, respectively.

At the same time, Stallings makes sure his players perform in the classroom. At Vanderbilt, all 37 of his seniors either have earned or are currently working toward their college degree. While at Illinois State, five Redbirds achieved Academic All-America status; and all but two

seniors earned their degree.

Since Stallings became head coach a Vanderbilt player has been named:

- All-SEC either by the Associated Press or the league's coaches 24 times.
- SEC Player of the Week 25 times.

- Academic All-SEC 37 times.

TRACK RECORD FOR SUCCESS

Prior to coming to Vanderbilt, Stallings coached six seasons at Illinois State

STALLINGS' RECORD THROUGH THE YEARS

Year	School	Position	W-L	Conf.	Postseason
2011	Vanderbilt	Head Coach	23-11	9-7	NCAA First Round
2010	Vanderbilt	Head Coach	24-9	12-4	NCAA First Round
2009	Vanderbilt	Head Coach	19-12	8-8	—
2008	Vanderbilt	Head Coach	26-8	10-6	NCAA First Round
2007	Vanderbilt	Head Coach	22-12	10-6	NCAA Regional Semifinals
2006	Vanderbilt	Head Coach	17-13	7-9	NIT First Round
2005	Vanderbilt	Head Coach	20-14	8-8	NIT Quarterfinals
2004	Vanderbilt	Head Coach	23-10	8-8	NCAA Regional Semifinals
2003	Vanderbilt	Head Coach	11-18	3-13	—
2002	Vanderbilt	Head Coach	17-15	6-10	NIT First Round [^]
2001	Vanderbilt	Head Coach	15-15	4-12	—
2000	Vanderbilt	Head Coach	19-11	8-8	NIT First Round
1999	Illinois State	Head Coach	16-15	7-11	—
1998	Illinois State	Head Coach	25-6	16-2•#	NCAA Second Round
1997	Illinois State	Head Coach	24-6	14-4•#	NCAA First Round
1996	Illinois State	Head Coach	22-12	13-5	NIT Quarterfinals
1995	Illinois State	Head Coach	20-13	13-5	NIT Second Round
1994	Illinois State	Head Coach	16-11	12-6	—
1993	Kansas	Assistant	29-7	11-3•	NCAA Final Four
1992	Kansas	Assistant	27-5	11-3•#	NCAA Second Round
1991	Kansas	Assistant	27-8	10-4•	NCAA Final Four*
1990	Kansas	Assistant	30-5	11-3	NCAA Second Round
1989	Kansas	Assistant	19-12	6-8	—
1988	Purdue	Assistant	29-4	16-2•	NCAA Sweet 16
1987	Purdue	Assistant	25-5	15-3•	NCAA Second Round
1986	Purdue	Assistant	22-10	11-7	NCAA First Round
1985	Purdue	Assistant	20-9	12-6	NCAA First Round
1984	Purdue	Assistant	22-7	15-3•	NCAA First Round
1983	Purdue	Assistant	21-9	11-7	NCAA Second Round
1982	Purdue	Player	18-14	11-7	NIT Final Four
1981	Purdue	Player	21-11	10-8	NIT Final Four
1980	Purdue	Player	27-8	11-7#	NCAA Final Four
1979	Belleville J.C.	Player	28-9	—	NJCAA Tournament
Totals at Vanderbilt			236-148	93-101	
Totals at Illinois State			123-63	75-33	
Head Coach Totals			359-211	168-134	
Totals at Kansas			132-37	49-21	
Totals at Purdue (coaching)			139-44		
Totals at Purdue (playing)			66-33		

- - Regular season conference champions
- # - Conference tournament champions
- * - Lost in National Championship game



COACHES AND SUPPORT STAFF

Kevin Stallings, Head Coach

(1994-99) in his first head coaching opportunity. Following the most successful coach in school history, Stallings raised the program to higher standards taking four teams to postseason tournaments, including two trips to the NCAA Tournament. He became the first men's basketball coach in the history of the Missouri Valley Conference to win back-to-back regular season and conference tournament titles in 1997 and 1998. As the Redbirds head coach, Stallings averaged 21 wins a season, compiling a 123-63 record.

As an assistant coach, Stallings worked with two of the nation's most well-known and respected mentors - Gene Keady, his college coach at Purdue, and Roy Williams at Kansas.

After helping lead the Boilermakers as a player (1980-82) to three postseason tournament appearances, including a NCAA Final Four appearance in 1980,



Stallings served as an assistant coach under Keady from 1983-88. On Keady's staff, Stallings helped direct Purdue to six NCAA Tournament appearances and

three Big Ten championships while tallying a 140-44 overall record.

"More than anything, I think what Gene Keady taught me was that good teams have good players and great teams have great teammates," Stallings said. "I think his greatest strength was his ability to get a team to achieve as close to its potential as possible on a very consistent basis. That's because of his ability to motivate people to be a willing part of what he called 'being a company man.' I believe in that and I believe in him. It's obvious that he was brilliant in that way."

Stallings left Purdue to join Williams' coaching staff at Kansas in 1989. Over the next five seasons, the Jayhawks made four NCAA Tournament appearances, enjoyed two trips to the Final Four, finished as the 1991 national runner-up and accumulated a 132-38 mark during Stallings' stay.

"The thorough nature in which Roy Williams approaches his job was the biggest aspect I took from my time at Kansas. Roy is very detailed, very organized and very meticulous. Not only is he a great coach and great recruiter, but he runs his program with precision and with great organization."

A 1978 graduate of Collinsville High School outside of St. Louis, Stallings played under the legendary Vergil Fletcher, who was inducted into the National High School Athletic Coaches Association Hall of Fame during the summer of 2004.

Stallings earned his undergraduate degree in business management and marketing at Purdue in 1982 before receiving a Master's degree in Counseling from Purdue in 1985.

Stallings and his wife Lisa have three children: Jacob (21), Alexa (17) and Jordyn (11).

STALLINGS' CAREER AT A GLANCE

7

NCAA appearances as a head coach

2

Sweet 16 appearances

3

Number of SEC Players of the Year in his 12-year tenure at Vanderbilt

10

20-win seasons in 17 years as a head coach, six in his 12 years at Vanderbilt

359

Total victories as a head coach

236

Victories as Vanderbilt head coach, second-most in program history

37

Number of SEC All-Academic team members he has coached at Vanderbilt.



COACHES AND SUPPORT STAFF

Basketball Staff



DAVID CASON

*1st Season
Illinois State, 1995*

David Cason joined the Vanderbilt staff in April of 2011 after a six-year stint on the University of Tulsa basketball staff.

Vanderbilt head coach Kevin Stallings and Cason are very familiar with each other - Cason was a guard on Stallings' Illinois State teams from 1993-95, where he led the Missouri Valley Conference in assists both seasons and also guided his team to a 20-13 record and an NIT appearance as a senior. In his senior season, Cason was named the Team MVP and the Redbirds' Athlete of the Year, and also established the school's single-game assists record with 16 in his senior campaign. He is still the Redbirds' all-time leader in career assists per game with 6.0.

Cason also played one season at Illinois State with current basketball staff member Dan Muller.

Cason spent the last six seasons at the University of Tulsa on head coach Doug Wojcik's staff, including the last three as the associate head coach. In his six years at Tulsa, the Golden Hurricane posted an overall 123-78 record, advanced to the Conference USA Championship Game twice, won the inaugural post-season College Basketball Invitational (CBI) Championship in 2008 and made

appearances in the 2009 and 2010 NIT post-season tournaments. During his tenure, the Hurricane posted four straight 20-win seasons (2007-10) and won 25 games in 2008 and 2009.

Prior to his arrival at Tulsa, he spent two seasons on the TCU coaching staff, and helped the Horned Frogs reach the postseason (NIT) in the 2004-05 campaign.

From 2001-03, Cason served as the Director of Basketball Operations at the University of North Carolina. Prior to his time at North Carolina, he spent one season at Notre Dame and helped the Fighting Irish post a 22-15 record and earn a berth in the NIT Championship game.

Cason earned his bachelor's degree in recreation management from Illinois State. He and his wife, Tamara, have three children: daughters Da-Via and Taylor, and one son, DJ.

THE CASON FILE

Born

August 12, 1972

High School

Southern H.S. (Md.)

College

Bachelor's Degree:

Recreation Management,
Illinois State, '95

Family

Wife, Tamara; Daughters, Da-Via,
Taylor; Son, DJ

Prior Basketball Career

College of Idaho, Player (1991-93)

Illinois State, Player (1993-95)

Notre Dame, Staff (2000-01)

North Carolina, Staff (2001-03)

TCU, Staff (2004-05)

Tulsa, Staff (2005-11)

Vanderbilt, Staff (2011-present)



BRAD FREDERICK

*13th Season
North Carolina, 1999*

Brad Frederick is in his 13th campaign at Vanderbilt after joining Kevin Stallings' first Commodore coaching staff in 2000. Frederick's responsibilities with the Commodores include recruiting, scheduling, and scouting.

Frederick played three seasons as a reserve forward at North Carolina, including the final season of legendary coach Dean Smith's career and the two-year coaching tenure of Bill Guthridge.

"That's one reason I went to North Carolina," Frederick said. "I wanted to learn from Coach Smith. Besides teaching me numerous things on the basketball court, he also showed me how to run a program."

As a Tar Heel, Frederick was part of two Final Four teams and two ACC Championship teams. He was the recipient of the team's Rick Sharp Award,

THE FREDERICK FILE

Born

November 19, 1976

High School

Lawrence H.S. (Kansas)

College

Bachelor's Degree:

History & Political Science,
North Carolina, '99

Master's Degree:

Education, Illinois, '05

Family

Wife, Jocelyn; Son, Benjamin
Robert, Daughter, Carson Avery

Prior Basketball Career

North Carolina, Player (1997-99)

Vanderbilt, Staff (2000-Present)

which goes to the player who contributes the most behind the scenes. As a senior at UNC, Frederick also served as an assistant coach for the North Carolina junior varsity program under former Tar Heel great Phil Ford.

Frederick won the Athletic Director's Scholar-Athlete award twice during his junior and senior year and graduated with honors in political science and history.

Frederick, 35, is married to Jocelyn Isenburg of Longmeadow, Mass. They are the proud parents of Benjamin Robert Frederick (3), and Carson Avery (1).



COACHES AND SUPPORT STAFF

Basketball Staff



DAN MULLER
12th Season
Illinois State, 1998

Dan Muller is in his 12th season as a member of the Vanderbilt basketball program. Muller serves as the team's recruiting coordinator and is involved in all aspects of the program.

Muller has headed the staff's recruiting efforts for the last six years and the results have been fruitful for the Commodore basketball program. Vanderbilt has advanced to four NCAA Tournaments in the last five years, and in the last six years while he has been recruiting coordinator, VU has set a record for wins on the court and maintained a top 10 APR and graduation rate off of it.

The Lafayette, Ind., native also played a pivotal role in the recruitment of Festus Ezeli, John Jenkins, and Jeffery Taylor, all projected first round picks in the NBA. Ezeli, who had never played organized basketball before his arrival at Vanderbilt, has blossomed into one of the nation's top big men under Muller's tutelage.

Muller has not only had success as coach working alongside head coach Kevin Stallings, but he also had a key role as a player on Stallings' very successful Illinois State teams from 1995-98. Muller helped the Redbirds to two regular season and Missouri Valley Conference

Tournament championships and four postseason appearances, including trips to the NCAA Tournament in his final two seasons.

Ranked eighth in career scoring, Muller posted career marks in four categories, while helping ISU to a 91-36 record during his stay. He also was a three-time member of the MVC All-Defense Team and was named the MVP of the MVC Tournament as a senior.

Off the court, Muller was just as successful. He was a two-time GTE Academic All-American and was a recipient of the NCAA's Post-Graduate Scholarship. He also was named a Bone Scholar, the highest academic honor at ISU.

After his collegiate playing career was over, Muller spent two years playing professionally in Argentina, Vancouver and Belgium.

In 2003, Muller earned his MBA from the University of Florida. He and his wife, Melissa, have one step-son, Sib.

THE MULLER FILE

Born

February 21, 1976

High School

Central Catholic (Indiana)

College

Bachelor's Degree:

Business Management,
Illinois State, '98

Master's Degree:

Business Administration,
Florida, '03

Family

Wife, Melissa; Step-Son, Sib

Prior Basketball Career

Illinois State, Player (1995-98)

Team La Rioja Andino (Argentina),
Player (1999)

Vancouver Grizzlies, Player (1999)

Siemens Ghent (Belgium), Player
(2000)

Vanderbilt, Staff (2001-Present)



TOM RICHARDSON
9th Season
St. Xavier (Ill.), 1977

Tom Richardson enters his ninth season at Vanderbilt after joining the men's basketball program prior to the 2003-04 season.

A trusted friend and talented instructor, Richardson came to Vanderbilt after serving four years as head coach at Illinois State.

He succeeded Stallings as the Redbird head coach after the two had combined to lead Illinois State to a 123-63 record in six years.

During that tenure, regarded by many as the most successful in school history, the Redbirds won two Missouri Conference championships, made two trips to the NCAA Tournament and had two berths in the NIT. He also had the opportunity to coach Dan Muller, who is currently on the Vanderbilt staff.

In his four years as head coach, Richardson directed Illinois State to a 56-64 record with two second-place finishes in the Missouri Valley and one trip to the NIT.

Richardson gained a reputation as an excellent shooting instructor and the Illinois State field goal and free throw percentages during his tenure are proof of that ability. He was responsible for three of the top four free throw percentage seasons and three of the top five field goal percentage seasons in Illinois State history.

His 2002-03 squad led the nation, shooting 44 percent from behind the 3-point line.

Prior to going to Illinois State, Richardson compiled a 193-146 record at Nazareth Academy High School in LaGrange, Ill., a Chicago suburb. He began the boys basketball program there and in his last 10 years had a 182-84 mark with three conference championships.

Richardson graduated from St. Xavier (Ill.) in 1977 and was a two-time basketball team captain. He was inducted into the school's athletics hall of fame in 1991. He received his master's from Chicago State in 1986.

He and his wife, Nancy, have three children; Mary Beth, Katie, and Matthew.

THE RICHARDSON FILE

Born

August 3, 1954

High School

Marist (Ill.)

College

Bachelor's Degree:

Social Sciences,
St. Xavier (Ill.), '77

Master's Degree:

Physical Education,
Chicago State, '86

Family

Wife, Nancy; Daughters, Mary
Beth and Katie; Son, Matthew

Prior Basketball Career

St. Xavier (Ill.), Player (1974-77)

Marist HS (Ill.), Staff (1977-79)

Nazareth HS (Ill.), Head Coach (1980-93)

Illinois State, Staff (1993-99)

Illinois State, Head Coach (1999-2002)

Vanderbilt, Staff (2003-present)



SUPPORT STAFF



BROCK WILLIAMS
*Director/
Sport Operations*

A 30-year veteran at Vanderbilt University, Assistant Vice Chancellor for Student Athletics and Recreation Brock Williams is in his seventh year as Director of Sport Operations for men's basketball.

Williams' sports duties include day-to-day operations, budget control, department staffing and alumni relations. He also oversees Vanderbilt's student recreation center and its support of 38 intramural sports programs, as well

as serves as a liaison with the cheerleading squad and Spirit of Gold pep band.

Previously, Williams worked many years as Associate Dean of Residential and Judicial Affairs at Vanderbilt.

A 1979 graduate of North Carolina, Williams earned his master's degree from Vanderbilt in 1984.

Williams and his wife Andrea, have three children: Corbin (19), Carolina Grace (16) and Christian (13).



MOLLY BLATT
*Administrative
Assistant*

Molly Blatt is in her first season as the administrative assistant for head coach Kevin Stallings and the men's basketball team.

Blatt organizes the Commodores' banquet, works with Vanderbilt's basketball alumni group - the Rebounders - and performs the bookkeeping duties associated with the summer basketball camps.

In 2008, Blatt spent a season with the Arizona State baseball team, where

she worked closely with all aspects of the baseball program, specifically event planning, community appearances, camp promotion, marketing and other business operations.

Prior to arriving at Vanderbilt, Blatt obtained her MBA from The Citadel Graduate College in Charleston, SC. Blatt received her undergraduate degree and graduated cum laude from South Carolina in the Spring of 2007 and was a four-year member of the University of South Carolina dance team.



DAN CAGE
*Asst. Director/
Operations*

Dan Cage is entering his second season as the assistant director of basketball operations with Vanderbilt basketball.

Cage is no stranger to the Commodore program, however. He earned four letters from 2003-07 and helped lead VU to two Sweet 16 appearances in 2004 and 2007. Cage played in 125 games in his four-year career, started 32, and in his senior season averaged 11.2 ppg.

Cage played in Europe for four seasons after graduating with an undergraduate degree in economics in May of 2007. He played in Germany (TBB-Trier) in 2007-08, France (JSF Nanterre) and Spain (Caceres) in 2008-09 and 2009-10 (CB Canarias).

Dan married his long time girlfriend from Indianapolis, Ind., Anna Pizzi in August of 2009. The couple resides in Nashville.



NEAL CLARK
*Academic
Counselor*

After arriving at Vanderbilt in February 2005, Neal Clark now serves as a Senior Academic Counselor for Student Athletics. Neal is entering his sixth full season as the academic counselor for the Commodore men's basketball team. In addition to basketball, he also works with the women's

bowling team.

Clark returned to Vanderbilt after spending one season at the University of Minnesota in 2009 working with their men's and women's basketball team.

Prior to joining Vanderbilt, Clark had worked in a similar role with the football squad at the University of Kentucky, assisting as a liaison between the university's central advising service and the athletic department. Clark also served as the Assistant Director of Student-Athlete Services for football at James Madison University from June 2002 to July 2003.

Clark earned both his bachelor's degree (1992) and master's degree (2002) in Social Work from Kentucky. He worked two years with the athletic department's Community Outreach Program from 1999-2000 before serving as an Academic Graduate Assistant from 2000-2002. Clark has been accepted into the Education Leadership and Professional Practice Doctorate Program at Traveca University and will begin to take classes in the summer of 2012. Clark is a proud father of Corrine Renee Clark who was born June 10, 2011.



SHANNON GORDON
*Athletic
Trainer*


Shannon Gordon is in his fifth season as the athletic trainer for Commodore men's basketball and sixth at Vanderbilt. He worked with the nationally ranked VU baseball team in 2006-07.

Gordon came to Nashville after working as an athletic trainer at Ohio University. He worked closely with the men's basketball team as well as the football and women's soccer squads.

This is his second stint in Nashville as he served as outreach coordinator for high school athletic training programs through Columbia Sports Medicine from 1994-99. He also worked with the Nashville Kats from 1997-99.

Gordon has a bachelor's degree in physical education with an emphasis on athletic training from Indiana State in 1992. He earned his master's degree in kinesiology/athletic training from Indiana and is currently pursuing his PhD.

He is married to the former Kara Durham.



CHRIS MERIWETHER
*Graduate
Manager*

Chris Meriwether enters his first season as a graduate manager for the Commodores. Meriwether was a three-year letterwinner for the Commodores from 2008-2011.

Meriwether will help the team at practices, video analysis, and game preparation.

Meriwether is currently pursuing his degree at the Owen School of Business and Management.



CURTIS TURNER
*Strength and
Conditioning*

Curtis Turner enters his ninth season as a Commodore strength and conditioning coach, and his second working with the men's basketball program.

Turner, a native of Blairsville, Ga., serves as

a strength assistant to football staff and coordinates workouts for several other Vanderbilt varsity teams, including golf and tennis.

Turner, 31, joined Vanderbilt after working three years with the Clemson athletic strength staff. After starting at Clemson as an undergraduate, Turner moved into a full-time role at Vanderbilt after earning a bachelor's degree in secondary education.

While he assisted with the Clemson football team, Turner also guided the training programs for other Tiger sports, including golf and rowing.



UNIVERSITY ADMINISTRATION

Nicholas S. Zeppos, Chancellor



Chancellor Nicholas S. Zeppos was raised in Milwaukee, where he spent many an afternoon watching the great Hank Aaron of the Braves slug home runs in the old County Stadium.

Named Vanderbilt's eighth chancellor in 2008, Zeppos has taken a keen interest in athletics at Vanderbilt during his more than two decades at the university.

"I don't do the operations," Zeppos said. "I don't call the plays, I don't throw the passes. I see my job as simply trying to do whatever I can to support all of the talented people who do these things."

This support has included the endorsement of an athletics capital improvement plan expected to surpass \$50 million, which orchestrates efforts to improve the student experience for athletes and assists with recruiting.

"One thing I consider the ultimate compliment is when a coach calls me and says, 'I've got a couple of recruits here. Could you meet them?'" Zeppos added.

A distinguished legal scholar, teacher and executive, Zeppos served from 2002 to February 2008 as Vanderbilt's chief academic officer, overseeing the university's undergraduate, graduate and professional education programs and research in liberal arts and sciences, engineering, music, education, business, law, and divinity. As provost and vice chancellor, he chaired Vanderbilt's budgeting and capital planning council, as well as oversaw the dean of students and dean of admissions.

Zeppos has led a number of important initiatives at Vanderbilt, including the planning process for The Commons, a landmark transformation of the first-year experience; the Strategic Academic Planning Group; innovative efforts in undergraduate admissions and financial aid; and the development of new programs in Jewish studies, law and economics, and genetics, among others. Much of Vanderbilt's progress over the past decade has been fueled by the Shape the Future fundraising campaign, which Zeppos led to a successful conclusion in 2011, having raised more than \$1.9 billion.

To further strengthen Vanderbilt's commitment to admitting undergraduates on the basis of accomplishment and achievement, rather than their ability to pay, in 2009, Zeppos significantly expanded the financial aid program. By replacing under-graduate need-based loans with grant and scholarship assistance, the university opened its doors wider to highly talented and qualified students of all economic, cultural and geographical backgrounds. The expanded aid program is funded by a combination of strategic budget allocations and the university's Opportunity Vanderbilt initiative, which has generated more than \$108 million in endowment support.

Zeppos was recognized with five teaching awards at the law school before serving as an associate dean, associate provost, and provost and vice chancellor for academic affairs. He also served as interim chancellor for eight months prior to being formally appointed as Vanderbilt's eighth chancellor on March 1, 2008. He is a member of the 2010-11 executive committee of the Southeastern Conference.

In the Nashville community, Zeppos serves on the boards of the Nashville Area Chamber of Commerce, the Nashville Alliance for Public Education, and the National Security Higher Education Advisory Board.

From 1982 to 1987, Zeppos practiced law in Washington, D.C., at the United States Department of Justice and at Wilmer, Cutler & Pickering, where he specialized in appellate litigation involving

complex regulatory, statutory and constitutional matters.

Zeppos is a 1979 magna cum laude graduate of the University of Wisconsin Law School, where he served as editor in chief of the Wisconsin Law Review and was selected as the outstanding graduate of his class. He studied history during his undergraduate years at the university, where he was a 1976 Phi Beta Kappa graduate.

He is married to Lydia A. Howarth, a graduate of the University of Chicago and Lawrence University, who is an editor. They have two sons, Benjamin and Nicholas.



UNIVERSITY ADMINISTRATION

David Williams II, Vice Chancellor for Student Affairs and Athletics



Vice Chancellor of University Affairs and Athletics David Williams II guides the Vanderbilt Athletics program.

Last December, Williams demonstrated his leadership by orchestrating the thorough search that led to Maryland associate head coach James Franklin becoming Vanderbilt's 27th head football coach.

Whether supporting coaches and student-athletes, presiding over important athletic activities, or debating strategic policy changes in Commodore athletics, Williams plays a key leadership role in the administration of Vanderbilt Athletics.

Since 2003, Williams has guided Vanderbilt Athletics into a bold new direction. Under Williams, the Vanderbilt program has had many successes on and off the field of competition. Williams has directed an initiative to more fully integrate Commodore athletics into the total Vanderbilt student life experience.

Today, Williams has firmly placed his stamp on the program, and has positioned Vanderbilt Athletics among the most innovative in the nation. The cumulative grade point for Vanderbilt student-athletes has continued to improve through Williams' tenure, reaching its highest level in more than two decades. Competitive success, such as a trip to the College World Series and NCAA post-season appearances for nine varsity sports in 2011, is becoming an expectation on campus. Individual accomplishment has been increasing, with 11 Vanderbilt athletes being selected in the first round of their respective professional sports in the last seven years.

Williams has overseen the recruitment and hiring of eight outstanding head coaches. Williams also has addressed numerous facility upgrades, including an extensive refurbishing of Vanderbilt Stadium and football locker rooms, expansion of Hawkins Field, addition of new tennis courts and amenities at Brownlee O. Currey Center, and renovations in Memorial Gym. He has also started a program to allow more overseas travel and study for Commodore teams and student-athletes.

Athletics is but a small part of Williams' influential Vanderbilt role. Williams also serves as General Counsel directing a staff of 12 attorneys and Secretary of Vanderbilt and its nationally recognized Medical Center. In addition, he oversees the Office of Risk Management, Compliance and Conflict of Interest functions, and the operations of the Vanderbilt University Board of Trust.

Williams' campus activities also include a tenured full professorship at the School of Law, lecturing on Tax Law, Sports Law and Education Law. He has taught a class on Law and Higher Education at Peabody College, and occasion, courses in the undergraduate curriculum.

Williams has reached outside of the Vanderbilt community in the area of intercollegiate sports. Williams served as a member of the SEC team that negotiated the recent SEC/ESPN/CBS contract, and is beginning his second year of a three-year term on the NCAA Division I Academic Cabinet.

He also serves as Chairman of the NCAA Infraction Appeals Committee.

Williams was named Vice Chancellor, General Counsel and Secretary of Vanderbilt in 2000. His role moved toward administration of Vanderbilt student affairs and athletics in 2002.

Williams came to Vanderbilt after serving in numerous administrative roles at Ohio State over a 14-year period. When he accepted the Vanderbilt role, Williams was Vice President of Student and Urban/Community Affairs and Professor of Law at Ohio State.

A native of Detroit, Mich., Williams received a Bachelor of Science in Social Science and Master of Arts in Education from Northern Michigan University where he was a member of the track team. He also earned a Master of Business Administration and a Doctor of Jurisprudence from the University of Detroit, and an L.L.M. in taxation from New York University.

Before entering law school, Williams spent 10 years as a teacher and coach in the Detroit public school system.

Williams is active in the Nashville area community, serving as an executive member and director with several organizations. He is treasurer and finance committee chair of both the Nashville Symphony Board of Directors and Nashville Public Television. Some of Williams' other board memberships include the Nashville Sports Council, Tennessee Sports Hall of Fame, Adventure Science Center, 100 Black Men of Middle Tennessee, the Nashville Rotary and Special Olympics Tennessee.

Williams also supports youth athletic programs in the Nashville community.

Professionally, Williams is an active member of the American Corporate Counsel Association, the National Association of College and University Attorneys and the American Bar Association. He is a member of the Continuing Legal Education committee of both the Nashville Bar Association and the NACUA. As a member of ABA's Section of Business Law, Williams has served as a member of the Corporate Counsel Committee. He held terms on two prestigious legal committees – the ABA Standing Committee on Public Education and the ABA Section on Legal Education and Admissions Standards Review Committee.

He recently completed consecutive three-year terms as a member of the Nashville branch of the Atlanta Federal Reserve Board.

Williams also is a member of the American Law Institute, and a past member of the Harry Phillips Inn of Court. He has served on a number of ABA Accreditation site visits of law schools and has completed a term on the Membership Review Committee of the American Association of Law Schools. Williams has written, lectured and participated in many seminars on topics of tax law, sports law, law and education, and legal history. Williams recently completed a three-year term on the board of directors for the National Association for Colleges and University Attorneys. He is serving a second term on Nashville Mayor Karl Dean's Procurement Standards Board.

Williams has taught at the law schools of the University of Detroit, Capital University, the Ohio State University and Vanderbilt, and directed the Ohio State University Law Program in Oxford, England in 1992 and 1995. He was elected outstanding law professor at both the University of Detroit and Ohio State.

Williams and his wife, Gail, have two children: Samantha, who is a varsity swimmer and rising senior at Brown University, and Nicholas, who is an 11th grader at University School of Nashville and competes in cross country, basketball, track and soccer. His wife serves as the Associate Director of Community Relations at Vanderbilt, is president of the University School of Nashville Board of Trustees, and is the immediate past chair of the Metro Transit Authority. Two older children: Erika, who is a grade school teacher in Detroit, is a graduate of Eastern Michigan University; and David Williams III, a two-time graduate of Bowling Green State, is an academic counselor at Michigan State.



2010-11 SEASON REVIEW

Five Starters Return in 2011-12

All five starters return with five other letterwinners (10 total). Only one player who saw somewhat significant minutes, Andre Walker, departed. Walker graduated with a degree in May and enrolled at Xavier as a graduate student where he will compete with the Musketeers this season. It marks the first time in the Stallings' era (since 1999-2000) that all five starters return from the previous season.

2010-11 Postseason Player Accolades

Junior John Jenkins was a first-team All-SEC selection, senior center Festus Ezeli and senior forward Jeffery Taylor were named to the second team. Taylor was also named to the league's All-Defensive team. Senior Brad Tinsley led the SEC in assists in his first season as a collegiate point guard in 2010-11 (4.6 per game).

Commodores Led SEC In Several Categories

Vanderbilt led the SEC in scoring in all games (75.9) and SEC games only (73.8 ppg). In all games, the Commodores finished statistically in the top three in scoring margin (3rd, +8.2), free throw percentage (2nd, .743), field goal percentage (3rd, .458), 3-point field goal percentage (2nd, .371), 3-point field goal percentage defense (2nd, .313), assists (3rd, 13.4), defensive rebounds (2nd, 26.0), and threes made (2nd, 7.7).

In SEC games only, Vanderbilt also led the league in three-point field goal percentage defense (30.5). VU finished in the top three in SEC games only in free throw percentage (2nd, .752), field goal percentage (3rd, .381), and threes made (3rd, 7.5).

Individual Notes

- Jenkins led the SEC in scoring in overall games and SEC games only.
- Jenkins became Vanderbilt's all-time leading sophomore scorer in points and scoring average with 624 points and 19.5 ppg average.
- Four of Vanderbilt's five starters (Brad Tinsley, John Jenkins, Lance Goulbourne, Festus Ezeli) claimed an SEC Player of the Week award last season.
- Festus Ezeli set a new single-season block record of 87 in 2010-11, and is five blocks shy (152) of setting the new career blocks record currently held by Will Perdue.
- Ezeli was named the most improved player in the nation last year by Yahoo Sports.

Four 1,000-point scorers?

Jeffery Taylor became the 41st player in Vanderbilt history to surpass the 1,000-point barrier in 2010-11. John Jenkins is 16 points away from 1,000 and Brad Tinsley is 71 points shy of the mark. If Festus Ezeli repeats his 2010-11 statistical campaign, he would also surpass the 1,000-point mark.

Stallings' Success

Coach Stallings has had six 20-win seasons in the last eight, with five NCAA tournament appearances and two Sweet 16's (2004 and 2007). He is entering his 13th season in Nashville. He is the second winningest coach in Vanderbilt history behind Roy Skinner with 236 wins. Skinner has 278 wins.

Getting to the Line

For the second consecutive season, Vanderbilt topped the league in free throws made and attempted in all games and in the 16 conference games. Vanderbilt attempted 837 free throws on the season, for an average of 24.6 attempts per game, and made 622 (18.3 per game). In league play, the Commodores attempted 383 free throws (23.9) and connected on 288 of those attempts (18.0).

Individually, Festus Ezeli was second in the league in free throw attempts with 216, with Jeffery Taylor finishing eighth in the conference with 167, and John Jenkins ninth with 161.

International Flavor

The Commodores sport a very wordly roster, with players from four different countries. Festus Ezeli is from Nigeria, Jeffery Taylor is from Sweden, and Steve Tchiengang and James Siakam are from Cameroon.

3-Point Streak Continues Through 25th Season; VU One Of Three Teams To Hit A Trey In Every Game Since 1986-87 Season

Vanderbilt has made a 3-pointer in 796 consecutive games, a streak which began at the inception of the 3-point line in 1986-87. The Commodores rank second only to UNLV (770) for the longest streak in Division I basketball. Vanderbilt, UNLV and Princeton (649) are the only three schools in college basketball to have made at least one 3-pointer in every game played since the 3-point line was implemented.

Commodores Add Three Freshmen In 2011-12

The Commodores have added three freshmen to the roster in 2011-12. Freshman point guard Kedren Johnson (6'4, 215), forward Shelby Moats (6'8, 225), and guard Dai-Jon Parker (6'3, 190).

Vanderbilt And National Rankings

The Commodores ended the 2010-11 season ranked 29th in the nation in scoring offense (75.9), 35th in scoring margin (+8.2), 27th in 3FG% defense (31.3%), 37th in free throw percentage (74.3), and 38th in blocks per game (4.8). Individually, John Jenkins ranked ninth in three-point field goals per game (3.1), 25th in three-point field goal percentage (40.8), and 30th in scoring (19.5 ppg). Festus Ezeli finished



2010-11 SEASON REVIEW

2010-11 Vanderbilt All-SEC Selections



John Jenkins
1st Team All-SEC



Festus Ezeli
2nd Team All-SEC



Jeffery Taylor
**2nd Team All-SEC/
All-Defensive Team**

18th in blocks per game (2.6), and Brad Tinsley ended the year 27th in assist-to-turnover ratio (2.46).

Looking For Three Consecutive NCAA Tournaments

The Commodores have appeared in two consecutive NCAA Tournaments, and are seeking a third consecutive berth for the first time in the program's history.

Top 25 Recognition

Vanderbilt has been ranked in the Associated Press Top 25 for 18 of the last 34 weeks in 2009-10 (9 weeks) and 2010-11 (9 weeks). The 2007-08 team has the record for most weeks in the Top 25 with 16. The highest ranking for a Vanderbilt team occurred in the December 28, 1965 poll, when Clyde Lee and company made it to number two in the country. The Commodores have been ranked in the AP top five 26 times, with the last time coming on March 8, 1993, when Vanderbilt was ranked fifth.

Memorial Gym In Its 60th Season

The Commodores are entering their 60th season in the Southeastern Conference's oldest facility for basketball. Vanderbilt has an all-time record of 708-191 in its 59 years of existence. In 2010-11, the Commodores finished 14-3, averaged 80.3 points per game, and shot 49.1% from the floor. Vanderbilt also made 8.4 3's per game, shot 41.9% from beyond-the-arc, and outrebounded opponents by a margin of +4.7. VU also shot 77.4% from the FT line at Memorial Gym.

As Jeffery Taylor Goes...

So do the Commodores. In 2010-11, Vanderbilt was 17-3 in games in which Taylor scored 15 or more points, and 6-8 in games in which he failed to reach the 15-point barrier.

The 2011-12 Schedule

May be one of the most difficult the Commodores have ever faced and one that could see the Commodores take on as many as 13 teams that participated in postseason play a year ago.

The home schedule includes the season opener against Pac-12 member Oregon (November 11) and a matchup with perennial NCAA tournament stalwart and Atlantic 10 member Xavier on November 28. Vanderbilt will also host the ESPN Gameday franchise for the first time from Memorial Gym on February 11 against Kentucky.

All Five Starters Return

The Commodores' five starters from the end of the 2010-11 campaign all return - it marks the first time in the Stallings' era (since 1999) that all five starters have returned the following year.

Jenkins With Team USA At University Games

Junior John Jenkins made the squad of 12 players to represent USA Basketball at the University Games in China, and led the team in scoring over their six-game span at 13.5 points per game. Team USA finished fifth at the event, which took place August 13-23.



DEPARTED PLAYERS

Senior Joe Duffy

Duffy's Statistics at Vanderbilt

Year	GP	GS	Min	Avg	FG	FGA	Pct.	3pt	3ptA	Pct	FT	FTA	Pct	Off	Def	Tot	Avg	PF	FO	Ast	TO	Blk	Stl	Pts	Avg
2007-08	11	0	19	1.7	4	6	.667	0	1	.000	2	2	1.000	1	1	2	0.2	2	0	0	0	0	1	10	0.9
2008-09	19	0	126	6.6	8	20	.400	0	0	.000	3	4	.750	8	14	22	1.2	18	0	7	8	1	1	19	1.0
2009-10	8	0	21	2.6	0	6	.000	0	1	.000	2	2	1.000	0	3	3	0.4	1	0	1	1	0	2	2	0.3
2010-11	14	0	53	3.8	8	14	.571	3	4	.750	6	9	.667	4	8	12	0.9	8	0	3	3	0	1	25	1.8
TOTAL	52	0	219	4.2	20	46	.435	3	6	.500	13	17	.765	13	26	39	0.8	29	0	11	12	1	5	56	1.1

Duffy's SEC Statistics at Vanderbilt

Year	GP	GS	Min	Avg	FG	FGA	Pct.	3pt	3ptA	Pct	FT	FTA	Pct	Off	Def	Tot	Avg	PF	FO	Ast	TO	Blk	Stl	Pts	Avg
2007-08	3	0	3	1.0	1	2	.500	0	1	.000	0	0	.000	0	0	0	0.0	0	0	0	0	0	0	2	0.7
2008-09	6	0	18	3.0	1	3	.333	0	0	.000	0	0	.000	1	2	3	0.5	4	0	1	1	1	0	2	0.3
2009-10	2	0	2	1.0	0	1	.000	0	0	.000	0	0	.000	0	0	0	0.0	0	0	0	0	0	0	0	0.0
2010-11	6	0	5	0.8	0	2	.000	0	0	.000	0	0	.000	0	0	0	0.0	1	0	0	1	0	0	0	0.0
TOTAL	17	0	28	1.6	2	8	.250	0	1	.000	0	0	.000	1	2	3	0.2	5	0	1	2	1	0	4	0.2

Junior Darshawn McClellan

McClellan's Statistics at Vanderbilt

Year	GP	GS	Min	Avg	FG	FGA	Pct.	3pt	3ptA	Pct	FT	FTA	Pct	Off	Def	Tot	Avg	PF	FO	Ast	TO	Blk	Stl	Pts	Avg
2007-08	34	2	479	14.1	33	77	.429	4	10	.400	22	44	.500	37	66	103	3.0	51	0	23	27	12	12	92	2.7
2008-09	31	10	523	16.9	23	79	.291	6	23	.261	12	24	.500	26	66	92	3.0	52	1	35	34	9	7	64	2.1
2009-10	30	1	220	7.3	20	46	.435	7	24	.292	9	12	.750	12	25	37	1.2	28	0	7	14	3	3	56	1.9
TOTAL	95	13	1222	12.9	76	202	.376	17	57	.298	43	80	.538	75	157	232	2.4	131	1	65	75	24	22	212	2.2

McClellan's SEC Statistics at Vanderbilt

Year	GP	GS	Min	Avg	FG	FGA	Pct.	3pt	3ptA	Pct	FT	FTA	Pct	Off	Def	Tot	Avg	PF	FO	Ast	TO	Blk	Stl	Pts	Avg
2007-08	16	2	231	14.4	18	36	.500	3	6	.500	5	10	.500	15	29	44	2.8	24	0	15	12	5	4	44	2.8
2008-09	16	4	248	15.5	9	41	.220	1	14	.071	3	9	.333	14	41	55	3.4	25	1	11	16	3	2	22	1.4
2009-10	14	0	67	4.8	9	16	.563	2	6	.333	2	2	1.000	1	6	7	0.5	12	0	3	5	1	1	22	1.6
TOTAL	46	6	546	11.9	36	93	.387	6	26	.231	10	21	.476	30	76	106	2.3	61	1	29	33	9	7	88	1.9

Junior Andre Walker

Walker's Statistics at Vanderbilt

Year	GP	GS	Min	Avg	FG	FGA	Pct.	3pt	3ptA	Pct	FT	FTA	Pct	Off	Def	Tot	Avg	PF	FO	Ast	TO	Blk	Stl	Pts	Avg
2007-08	34	0	381	11.2	30	78	.385	2	10	.200	19	35	.543	28	40	68	2.0	57	1	36	26	11	9	81	2.4
2008-09	3	1	71	23.7	5	8	.625	0	0	.000	4	5	.800	5	9	14	4.7	6	0	4	6	4	2	14	4.7
2009-10	32	31	799	25.0	82	152	.539	2	4	.500	29	42	.690	61	111	172	5.4	91	3	81	52	29	30	195	6.1
2010-11	15	8	265	17.7	18	41	.439	1	2	.500	8	9	.889	11	34	45	3.0	25	2	39	18	5	10	45	3.0
TOTAL	84	40	1516	18.0	135	279	.484	5	16	.313	60	91	.659	105	194	299	3.6	179	6	160	102	49	51	335	4.0

Walker's SEC Statistics at Vanderbilt

Year	GP	GS	Min	Avg	FG	FGA	Pct.	3pt	3ptA	Pct	FT	FTA	Pct	Off	Def	Tot	Avg	PF	FO	Ast	TO	Blk	Stl	Pts	Avg
2007-08	16	0	158	9.9	18	38	.474	1	5	.200	8	13	.615	13	20	33	2.1	23	0	15	6	6	3	45	2.8
2009-10	15	15	398	26.5	35	65	.538	2	4	.500	14	19	.737	30	59	89	5.9	47	2	43	31	11	12	86	5.7
2010-11	3	0	34	11.3	2	7	.286	1	1	1.000	1	2	.500	0	4	4	1.3	3	0	5	3	0	3	6	2.0
TOTAL	34	15	590	17.4	55	110	.500	4	10	.400	23	34	.676	43	83	126	3.7	73	2	63	40	17	18	137	4.0



2010-11 STATISTICS

Overall Record: 23-11; SEC: 9-7; Home: 14-3; Away: 5-5; Neutral: 4-3

Overall Statistics

No.	Player	GP	GS	Min	Avg	TOTAL			3-PTS			REBOUNDS														
						FG	FGA	Pct	3FG	FGA	Pct	FT	FTA	Pct	Off	Def	Tot	Avg	PF	FO	A	TO	Blk	Stl	Pts	Avg
23	JENKINS, John	32	32	1105	34.5	190	411	.462	100	245	.408	144	161	.894	17	78	95	3.0	44	0	39	52	10	24	624	19.5
44	TAYLOR, Jeffery	34	33	1078	31.7	171	381	.449	39	113	.345	120	167	.719	57	131	188	5.5	83	3	80	87	19	35	501	14.7
03	EZELI, Festus	34	34	799	23.5	151	257	.588	0	0	.000	140	216	.648	95	118	213	6.3	104	5	6	60	87	20	442	13.0
01	TINSLEY, Brad	34	34	1111	32.7	115	264	.436	45	122	.369	84	102	.824	9	117	126	3.7	36	0	155	63	7	28	359	10.6
05	GOULBOURNE, Lance	32	21	799	25.0	68	161	.422	16	58	.276	68	96	.708	61	174	235	7.3	61	0	43	48	16	18	220	6.9
33	TCHIENGANG, Steve	34	0	559	16.4	53	118	.449	22	53	.415	34	45	.756	32	70	102	3.0	72	2	15	34	12	11	162	4.8
45	ODOM, Rod	34	8	533	15.7	47	115	.409	28	75	.373	10	16	.625	35	53	88	2.6	71	1	12	38	4	15	132	3.9
54	WALKER, Andre	15	8	265	17.7	18	41	.439	1	2	.500	8	9	.889	11	34	45	3.0	25	2	39	18	5	10	45	3.0
11	FULLER, Kyle	34	0	499	14.7	24	78	.308	7	29	.241	8	16	.500	8	38	46	1.4	44	0	55	34	1	13	63	1.9
50	DUFFY, Joe	14	0	53	3.8	8	14	.571	3	4	.750	6	9	.667	4	8	12	0.9	8	0	3	3	0	1	25	1.8
12	SMART, Jordan	14	0	47	3.4	2	5	.400	2	5	.400	0	0	.000	0	8	8	0.6	2	0	4	1	1	0	6	0.4
10	MERIWETHER, Chris	12	0	19	1.6	1	8	.125	0	2	.000	0	0	.000	0	4	4	0.3	0	0	3	1	0	0	2	0.2
14	NOLL, Aaron	4	0	8	2.0	0	0	.000	0	0	.000	0	0	.000	0	2	2	0.5	0	0	0	0	0	0	0	0.0
TM TEAM															41	50	91	2.7	2			2			0	
Vanderbilt.....		34				848	1853	.458	263	708	.371	622	837	.743	370	885	1255	36.9	552	13	454	441	162	175	2581	75.9
Opponents.....		34				848	2063	.411	203	649	.313	402	577	.697	419	753	1172	34.5	679	-	392	406	116	232	2301	67.7

SEC Record: 9-7; Home: 5-3; Away: 4-4

SEC Statistics

No.	Player	GP	GS	Min	Avg	TOTAL			3-PTS			REBOUNDS														
						FG	FGA	Pct	3FG	FGA	Pct	FT	FTA	Pct	Off	Def	Tot	Avg	PF	FO	A	TO	Blk	Stl	Pts	Avg
23	JENKINS, John	16	16	578	36.1	102	201	.507	49	115	.426	79	87	.908	9	45	54	3.4	24	0	25	32	4	14	332	20.8
44	TAYLOR, Jeffery	16	15	540	33.8	80	200	.400	18	58	.310	49	72	.681	35	56	91	5.7	44	2	40	36	8	21	227	14.2
03	EZELI, Festus	16	16	404	25.3	66	125	.528	0	0	.000	77	109	.706	41	55	96	6.0	46	4	3	34	48	9	209	13.1
01	TINSLEY, Brad	16	16	545	34.1	54	121	.446	19	51	.373	43	48	.896	4	47	51	3.2	18	0	66	28	1	12	170	10.6
05	GOULBOURNE, Lance	16	13	396	24.8	27	69	.391	7	27	.259	20	34	.588	28	88	116	7.3	31	0	21	19	4	5	81	5.1
45	ODOM, Rod	16	4	268	16.8	24	51	.471	13	32	.406	4	6	.667	15	25	40	2.5	37	1	6	20	0	6	65	4.1
33	TCHIENGANG, Steve	16	0	253	15.8	22	54	.407	8	22	.364	10	15	.667	11	23	34	2.1	38	2	5	15	3	4	62	3.9
54	WALKER, Andre	3	0	34	11.3	2	7	.286	1	1	1.000	1	2	.500	0	4	4	1.3	3	0	5	3	0	3	6	2.0
11	FULLER, Kyle	16	0	218	13.6	7	28	.250	4	8	.500	5	10	.500	4	18	22	1.4	18	0	21	11	0	5	23	1.4
12	SMART, Jordan	5	0	5	1.0	1	1	1.000	1	1	1.000	0	0	.000	0	0	0	0.0	0	0	0	0	0	0	3	0.6
10	MERIWETHER, Chris	5	0	4	0.8	1	2	.500	0	0	.000	0	0	.000	0	1	1	0.2	0	0	0	0	0	0	2	0.4
50	DUFFY, Joe	6	0	5	0.8	0	2	.000	0	0	.000	0	0	.000	0	0	0	0.0	1	0	0	1	0	0	0	0.0
TM TEAM															24	22	46	2.9	1			1			0	
Vanderbilt.....		16				386	861	.448	120	315	.381	288	383	.752	171	384	555	34.7	261	9	192	200	68	79	1180	73.8
Opponents.....		16				416	974	.427	93	305	.305	206	285	.723	209	356	565	35.3	310	-	181	177	68	116	1131	70.7



2010-11 RESULTS

2010-11 Game-by-Game Results • 23-11 Overall • 14-3 Home • 5-5 Away • 4-3 Neutral

Date	Opponent	W/L	Score	Attend	VU High Scorer	VU High Rebounder
11/12/10	PRESBYTERIAN	W	88-47	13,481	(27)TAYLOR, Jeffery	(10)TINSLEY, Brad
11/18/10	^vs Nebraska	W	59-49	4,018	(22)JENKINS, John	(8)TCHIENGANG, Steve
11/19/10	^vs West Virginia	L	71-74	10,127	(27)JENKINS, John	(11)EZELI, Festus
11/21/10	^vs North Carolina	W	72-65	11,575	(16)JENKINS, John	(9)EZELI, Festus
11/24/10	GRAMBLING STATE	W	92-59	12,270	(22)JENKINS, John	(13)EZELI, Festus
11/27/10	APPALACHIAN STATE	W	86-73	13,398	(21)JENKINS, John	(8)GOULBOURNE, Lance
12/01/10	WESTERN KENTUCKY	W	82-62	13,577	(21)JENKINS, John	(6)ODOM, Rod (6)TAYLOR, Jeffery
12/04/10	BELMONT	W	85-76	13,902	(24)EZELI, Festus	(10)EZELI, Festus
12/08/10	at Missouri	Lot	82-85	11,168	(23)JENKINS, John	(10)TAYLOR, Jeffery
12/18/10	SE LOUISIANA	W	85-52	12,632	(15)TAYLOR, Jeffery (15)TCHIENGANG, Steve	(8)GOULBOURNE, Lance
12/21/10	at Middle Tennessee	W	72-53	6,820	(18)TAYLOR, Jeffery	(6)ODOM, Rod
12/29/10	MARQUETTE	W	77-76	13,604	(19)TAYLOR, Jeffery	(9)TCHIENGANG, Steve
1/02/11	DAVIDSON	W	80-52	13,106	(22)TAYLOR, Jeffery	(10)TINSLEY, Brad
1/08/11	*at South Carolina	Lot	75-83	10,439	(27)JENKINS, John	(14)GOULBOURNE, Lance
1/12/11	*GEORGIA	W	73-66	14,316	(18)EZELI, Festus (18)JENKINS, John	(10)GOULBOURNE, Lance (10)EZELI, Festus
1/15/11	*at Tennessee	L	64-67	21,198	(21)JENKINS, John	(6)TAYLOR, Jeffery (6)GOULBOURNE, Lance (6)TINSLEY, Brad
1/19/11	*OLE MISS	W	84-74	14,134	(20)JENKINS, John	(16)GOULBOURNE, Lance
1/22/11	SAINT MARY'S	W	89-70	14,316	(19)JENKINS, John (19)TAYLOR, Jeffery	(10)GOULBOURNE, Lance
1/27/11	*at Mississippi State	W	81-74	8,870	(25)TAYLOR, Jeffery	(12)GOULBOURNE, Lance
1/29/11	*ARKANSAS	L	78-89	14,316	(24)JENKINS, John	(7)EZELI, Festus
2/01/11	*Florida	Lot	61-65	10,115	(22)JENKINS, John	(6)JENKINS, John (6)GOULBOURNE, Lance
2/05/11	*SOUTH CAROLINA	W	78-60	14,316	(18)JENKINS, John	(8)EZELI, Festus (8)TAYLOR, Jeffery
2/10/11	*ALABAMA	W	81-77	14,316	(20)JENKINS, John	(8)TAYLOR, Jeffery
2/12/11	*KENTUCKY	W	81-77	14,316	(32)JENKINS, John	(7)ODOM, Rod (7)EZELI, Festus
2/16/11	*at Georgia	W	64-56	8,942	(21)JENKINS, John	(13)TAYLOR, Jeffery
2/19/11	*at Auburn	W	77-60	7,442	(22)JENKINS, John	(10)TAYLOR, Jeffery
2/22/11	*TENNESSEE	L	51-60	14,316	(11)JENKINS, John (11)EZELI, Festus	(6)JENKINS, John (6)TINSLEY, Brad (6)GOULBOURNE, Lance
2/26/11	*at LSU	W	90-69	7,703	(20)TAYLOR, Jeffery	(17)GOULBOURNE, Lance
3/01/11	*at Kentucky	L	66-68	24,275	(22)EZELI, Festus	(13)EZELI, Festus
3/05/11	* FLORIDA	L	76-86	14,316	(22)JENKINS, John	(5)ODOM, Rod
3/10/11	%vs LSU	W	62-50	15,145	(21)TAYLOR, Jeffery	(13)GOULBOURNE, Lance
3/11/11	%vs Mississippi State	W	87-81	17,096	(29)JENKINS, John	(4)WALKER, Andre (4)JENKINS, John
3/12/11	%vs Florida	L	66-77	21,728	(21)TAYLOR, Jeffery	(12)GOULBOURNE, Lance
3/17/11	+vs Richmond	L	66-69	18,499	(21)EZELI, Festus (21)JENKINS, John	(9)GOULBOURNE, Lance (9)TAYLOR, Jeffery

KEY: (*) - SEC game; (^) - Honda Puerto Rico Tip-Off, San Juan, Puerto Rico; ; (%) - SEC Tournament, Atlanta, Ga.; (+) NCAA Tournament, Denver, Colo.

Attendance Summary	Games	Totals	Avg/Game
HOME	16	217,965	13,623
AWAY	10	127,845	12,784
NEUTRAL	7	71,249	10,178
TOTAL	33	417,059	12,638



2010-11 STATISTICS

2010-11 Vanderbilt Game-by-Game Statistics

Opponent	Date	Score	W/L	FG	Total FGA	Pct	3FG	3-Pt FGA	Pct	FT	Free throws FTA	Pct	Off	Rebounds Def	Tot	Avg	PF	A	TO	Blk	Stl	Pts	Avg
PRESBYTERIAN	11/12/10	88-47	W	37	61	.607	9	22	.409	5	6	.833	9	31	40	40.0	10	22	10	7	6	88	88.0
vs Nebraska	11/18/10	59-49	W	18	46	.391	5	17	.294	18	26	.692	5	29	34	37.0	21	10	12	8	6	59	73.5
vs West Virginia	11/19/10	71-74	L	19	58	.328	7	26	.269	26	34	.765	15	27	42	38.7	27	9	13	5	4	71	72.7
vs North Carolina	11/21/10	72-65	W	22	47	.468	7	18	.389	21	27	.778	10	24	34	37.5	20	14	21	4	5	72	72.5
GRAMBLING STATE	11/24/10	92-59	W	27	66	.409	10	29	.345	28	37	.757	25	40	65	43.0	12	17	17	5	4	92	76.4
APPALACHIAN STATE	11/27/10	86-73	W	34	66	.515	9	22	.409	9	12	.750	14	23	37	42.0	19	20	12	6	3	86	78.0
WESTERN KENTUCKY	12/01/10	82-62	W	30	57	.526	11	23	.478	11	14	.786	9	25	34	40.9	14	23	23	4	7	82	78.6
BELMONT	12/04/10	85-76	W	22	44	.500	6	12	.500	35	45	.778	11	28	39	40.6	17	11	20	3	8	85	79.4
at Missouri	12/08/10	82-85	Lot	31	59	.525	9	25	.360	11	22	.500	8	32	40	40.6	18	15	17	10	8	82	79.7
SE LOUISIANA	12/18/10	85-52	W	29	56	.518	13	26	.500	14	24	.583	10	32	42	40.7	12	16	9	6	6	85	80.2
at Middle Tennessee	12/21/10	72-53	W	20	46	.435	8	23	.348	24	36	.667	7	29	36	40.3	19	11	12	6	8	72	79.5
MARQUETTE	12/29/10	77-76	W	30	63	.476	6	23	.261	11	16	.688	12	24	36	39.9	18	17	10	6	4	77	79.2
DAVIDSON	1/02/11	80-52	W	23	53	.434	6	14	.429	28	34	.824	7	34	41	40.0	10	14	9	8	6	80	79.3
at South Carolina	1/8/11	75-83	Lot	25	64	.391	7	20	.350	18	24	.750	14	27	41	40.1	17	14	10	1	4	75	79.0
GEORGIA	1/12/11	73-66	W	21	50	.420	6	17	.353	25	35	.714	9	27	36	39.8	16	8	15	3	8	73	78.6
at Tennessee	1/15/11	64-67	L	21	51	.412	5	18	.278	17	22	.773	12	30	42	39.9	15	8	21	9	7	64	77.7
OLE MISS	1/19/11	84-74	W	24	50	.480	8	16	.500	28	34	.824	11	30	41	40.0	13	15	15	1	2	84	78.1
SAINT MARY'S	1/22/11	89-70	W	26	50	.520	11	22	.500	26	32	.813	13	26	39	39.9	18	14	23	3	5	89	78.7
at Mississippi State	1/27/11	81-74	W	26	62	.419	8	29	.276	21	31	.677	13	25	38	39.8	15	11	9	6	7	81	78.8
ARKANSAS	1/29/11	78-89	L	23	49	.469	7	20	.350	25	26	.962	6	16	22	39.0	22	12	9	4	2	78	78.8
at Florida	2/01/11	61-65	Lot	21	56	.375	6	23	.261	13	18	.722	7	27	34	38.7	22	8	9	3	3	61	77.9
SOUTH CAROLINA	2/05/11	78-60	W	27	53	.509	11	20	.550	13	19	.684	15	19	34	38.5	13	17	16	4	5	78	77.9
ALABAMA	2/10/11	81-77	W	25	49	.510	9	19	.474	22	27	.815	10	16	26	38.0	15	12	12	1	4	81	78.0
KENTUCKY	2/12/11	81-77	W	25	54	.463	11	20	.550	20	23	.870	10	21	31	37.7	19	15	10	3	5	81	78.2
at Georgia	2/16/11	64-56	W	21	65	.323	12	25	.480	10	14	.714	23	26	49	38.1	8	12	10	7	5	64	77.6
at Auburn	2/19/11	77-60	W	24	50	.480	9	21	.429	20	28	.714	10	25	35	38.0	19	13	16	6	5	77	77.6
TENNESSEE	2/22/11	51-60	L	17	44	.386	3	16	.188	14	19	.737	3	28	31	37.7	17	11	16	6	8	51	76.6
at LSU	2/26/11	90-69	W	31	57	.544	10	22	.455	18	28	.643	12	25	37	37.7	14	12	10	6	7	90	77.1
at Kentucky	3/01/11	66-68	L	26	58	.448	2	11	.182	12	17	.706	13	23	36	37.7	16	13	12	3	4	66	76.7
FLORIDA	3/05/11	76-86	L	29	49	.592	6	18	.333	12	18	.667	3	19	22	37.1	20	11	10	5	3	76	76.7
vs LSU	3/10/11	62-50	W	20	55	.364	3	22	.136	19	25	.760	12	36	48	37.5	18	11	15	5	3	62	76.2
vs Mississippi State	3/11/11	87-81	W	28	56	.500	11	23	.478	20	22	.909	8	17	25	37.1	11	14	5	3	5	87	76.5
vs Florida	3/12/11	66-77	L	23	63	.365	6	33	.182	14	19	.737	13	19	32	36.9	13	12	6	3	7	66	76.2
vs Richmond	3/17/11	66-69	L	23	46	.500	6	13	.462	14	23	.609	11	25	36	36.9	14	12	7	2	1	66	75.9
Vanderbilt		2581		848	1853	.458	263	708	.371	622	837	.743	370	885	1255	36.9	552	454	441	162	175	2581	75.9

Home games in CAPS.

2010-11 Opponent Game-by-Game Statistics

Opponent	Date	Score	W/L	FG	Total FGA	Pct	3FG	3-Pt FGA	Pct	FT	Free throws FTA	Pct	Off	Rebounds Def	Tot	Avg	PF	A	TO	Blk	Stl	Pts	Avg
PRESBYTERIAN	11/12/10	88-47	W	18	55	.327	4	14	.286	7	7	1.000	6	15	21	21.0	9	6	12	3	6	47	47.0
vs Nebraska	11/18/10	59-49	W	18	51	.353	0	10	.000	13	23	.565	11	26	37	29.0	23	8	15	3	4	49	48.0
vs West Virginia	11/19/10	71-74	L	20	55	.364	6	21	.286	28	39	.718	14	28	42	33.3	27	14	10	3	3	74	56.7
vs North Carolina	11/21/10	72-65	W	22	54	.407	3	11	.273	18	27	.667	15	20	35	33.8	25	8	22	3	8	65	58.8
GRAMBLING STATE	11/24/10	92-59	W	23	71	.324	9	29	.310	4	12	.333	11	15	26	32.2	23	13	11	2	7	59	58.8
APPALACHIAN STATE	11/27/10	86-73	W	26	55	.473	7	15	.467	14	23	.609	10	20	30	31.8	14	11	12	2	8	73	61.2
WESTERN KENTUCKY	12/01/10	82-62	W	24	60	.400	4	20	.200	10	16	.625	11	21	32	31.9	14	14	22	3	12	62	61.3
BELMONT	12/04/10	85-76	W	25	56	.446	7	23	.304	19	22	.864	6	19	25	31.0	32	12	15	1	8	76	63.1
at Missouri	12/08/10	82-85	Lot	31	81	.383	8	23	.348	15	22	.682	21	24	45	32.6	21	13	10	3	8	85	65.6
SE LOUISIANA	12/18/10	85-52	W	21	67	.313	6	22	.273	4	6	.667	16	24	40	33.3	18	8	14	2	6	52	64.2
at Middle Tennessee	12/21/10	72-53	W	20	54	.370	5	15	.333	8	14	.571	9	25	34	33.4	28	7	15	3	7	53	63.2
MARQUETTE	12/29/10	77-76	W	32	57	.561	5	14	.357	7	13	.538	6	23	29	33.0	16	17	12	2	6	76	64.2
DAVIDSON	1/02/11	80-52	W	22	75	.293	5	27	.185	3	5	.600	19	28	47	34.1	26	10	13	3	6	52	63.3
at South Carolina	1/8/11	75-83	Lot	33	75	.440	10	27	.370	7	12	.583	19	29	48	35.1	17	12	9	12	4	83	64.7
GEORGIA	1/12/11	73-66	W	25	72	.347	5	21	.238	11	15	.733	20	24	44	35.7	23	14	14	4	11	66	64.8
at Tennessee	1/15/11	64-67	L	26	74	.351	4	19	.211	11	13	.846	19	22	41	36.0	21	10	11	4	12	67	64.9
OLE MISS	1/19/11	84-74	W	27	67	.403	6	20	.300	14	16	.875	9	16	25	35.4	22	9	6	6	8	74	65.5
SAINT MARY'S	1/22/11	89-70	W	26	62	.419	6	23	.261	12	15	.800	12	15	27	34.9	25	16	13	2	10	70	65.7
at Mississippi State	1/27/11	81-74	W	26	58	.448	8	27	.296	14	17	.824	8	30	38	35.1	22	10	12	5	5	74	66.2
ARKANSAS	1/29/11	78-89	L	31	54	.574	7	16	.438	20	28	.714	9	21	30	34.8	24	9	8	2	5	89	67.3
Florida	2/01/11	61-65	Lot	22	60	.367	6	19	.316	15	26	.577	15	32	47	35.4	19	11	11	3	3	65	67.2
SOUTH CAROLINA	2/05/11	78-60	W	23	55	.418	6	21	.286	8	15	.533	13	16	29	35.1	18	11	15	4	12	60	66.9
ALABAMA	2/10/11	81-77	W	30	54	.556	2	15	.133	15	19	.789	11	17	28	34.8	20	14	13	4	7	77	67.3
KENTUCKY	2/12/11	81-77	W	28	60	.467	7	23	.304	14	18	.778	12	19	31	34.6	20	11	8	6	3	77	67.7
at Georgia	2/16/11	64-56	W	19	53	.358	9	19	.474	9	10	.900	9	23	32	34.5	13	15	9	5	6	56	67.2
at Auburn	2/19/11	77-60	W	22	50	.440	5	12	.417	11	17	.647	8	20	28	34.3	23	14	19	3	10	60	67.0
TENNESSEE	2/22/11	51-60	L	22	57	.386	2	15	.133	14	21	.667	13	24	37	34.4	18	8	12	1	15	60	66.7
at LSU	2/26/11	90-69	W	28	67	.418	5	22	.227	8	14	.571	17</										



2010-11 RESULTS

Season Highs & Lows

Category	Vanderbilt	Opponent
Points	92 vs. Grambling State (11/24)	89 by Arkansas (1/29)
	51 vs. Tennessee (2/22)	47 by Presbyterian (11/12)
FG Made	37 vs. Presbyterian (11/12)	33 by S. Carolina (1/8)
	17 vs. Tennessee (2/22)	18 by three teams, last LSU (3/10)
FG Attempted	66 vs. App. St. (11/27) & Grambling (11/24)	81 at Missouri (12/8)
	44 vs. Belmont (12/4) & Tennessee (2/22)	50 by Auburn (2/19)
FG %	.607 vs. Presbyterian (11/12)	.574 by Arkansas (1/29)
	.323 at Georgia (2/16)	.293 by Davidson (1/2)
3 FG Made	13 vs. Southeastern La. (12/18)	12 by Richmond (3/17)
	2 at Kentucky (3/1)	0 by Nebraska (11/18)
3 FG Attempted	33 vs. Florida (3/12)	29 by Grambling (11/24)
	11 at Kentucky (3/1)	10 by Neb. (11/18) & UK (3/1)
3 FG %	.550 vs. Kentucky (2/12) & S. Carolina (2/5)	.524 by Florida (3/12)
	.136 vs. LSU (3/10)	.000 by Nebraska (1/18)
FT Made	35 vs. Belmont (12/4)	28 by West Virginia (11/19)
	5 vs. Presbyterian (11/12)	3 by Davidson (1/2)
FT Attempted	45 vs. Belmont (12/4)	39 by West Virginia (11/19)
	6 vs. Presbyterian (11/12)	5 by Davidson (1/2)
FT %	.962 vs. Arkansas (1/29)	1.00 by Miss. State (3/11)
	.500 at Missouri (12/8)	.333 by Grambling (11/24)
Rebounds	65 vs. Grambling State (11/24)	48 by South Carolina (1/8)
	22 vs. Arkansas (1/29) & Florida (3/5)	21 by Presbyterian (11/12)
Assists	23 vs. W. Kentucky (12/1)	17 by Miss. St. (3/11) & Marquette (12/29)
	8 vs. Ga. (1/12), at Tenn. (1/15), at Fla. (2/1)	6 by Presb. (11/12) & UK (3/1)
Steals	8 five times, last vs. Tenn. (2/22)	15 by Tennessee (2/22)
	1 vs. Richmond (3/17)	1 by Miss. State (3/11)
Blocks	10 at Missouri (12/8)	12 at South Carolina (1/8)
	1 at S.C. (1/8), vs. Ole Miss (1/19), vs. Ala. (2/10)	1 five times, last vs. Miss. St. (3/11)

Top Performances

Points	32.....John Jenkins vs. Kentucky (2/12)
FG Made	11...John Jenkins vs. Kentucky (2/12) & Jeffery Taylor vs. Presbyterian (11/12)
FG Attempted	21.....John Jenkins vs. Marquette (12/29)
FG Percentage (min 5 made)	1.000 (7-7).....Festus Ezeli vs. Western Kentucky (12/1)
3FG Made	6.....John Jenkins vs. Kentucky (2/12) & at South Carolina (1/8)
3FG Attempted	15.....John Jenkins vs. Marquette (12/29)
3 FG Percentage (min 2 made)	1.000 (4 of 4).....Jeffery Taylor vs. South Carolina (2/5)
FT Made	10.....John Jenkins vs. Arkansas (1/29), N. Carolina (11/21), W. Virginia (11/19); Festus Ezeli vs. Ole Miss (1/19), vs. Belmont (12/4)
FT Attempted	14.....Festus Ezeli vs. Belmont (12/4)
FT Percentage (min 3 made)	1.000 (10 of 10).....John Jenkins vs. Arkansas (1/29), vs. W. Virginia (11/19)
Rebounds	17.....Lance Goulbourne at LSU (2/26)
Assists	10.....Brad Tinsley vs. Presbyterian (11/12)
Steals	4.....Festus Ezeli vs. Georgia (1/12), vs. Belmont (12/4); Rod Odom at Missouri (12/8); Andre Walker vs. Grambling State (11/24)
Blocks	7.....Festus Ezeli at Georgia (2/16)

Vanderbilt's Record When...

Winning Opening Tip.....	21-5
Losing Opening Tip.....	2-6
VU Scores First.....	16-9
Opponent Scores First.....	7-2
Leading at Halftime.....	15-5
Trailing at Halftime.....	8-6
Tied at Halftime.....	0-0
Leading with Five Minutes Remaining.....	20-5
Trailing with Five Minutes Remaining.....	2-6
Tied with Five Minutes Remaining.....	1-0
Leading with Two Minutes Remaining.....	23-3
Trailing with Two Minutes Remaining.....	0-4
Tied with Two Minutes Remaining.....	0-4
Overtime.....	0-3
Games Decided by Three Points or Less.....	1-5
Games Decided by 4-10 Points.....	10-4
Games Decided by 11-20 Points.....	7-2
Games Decided by 21-plus Points.....	5-0
VU Shoots 50% or Better.....	10-3
VU Shoots 40% or Better.....	18-5
VU Shoots Lower Than 40%.....	3-5
Opponent Shoots 50% or Better.....	3-1
Opponent Shoots 40% or Better.....	14-6
Opponent Shoots Lower Than 40%.....	9-5
VU Outshoots Opponent.....	17-6
VU Outshot by Opponent.....	6-4
Shoot same percentage.....	0-1
VU Scores 70 Points or More.....	20-5

VU Scores Less Than 70 Points.....	3-6
VU Scores 80 Points or More.....	14-1
VU Scores 90 Points or More.....	2-0
Opponent Scores 70 Points or More.....	9-6
Opponent Scores Less Than 70 Points.....	14-5
Opponent Scores 80 Points or More.....	1-5
Opponent Scores 90 Points or More.....	0-0
Makes More 3-Pointers Than Opponent.....	20-4
Makes Fewer 3-Pointers Than Opponent.....	1-5
3-Pointers are Equal.....	2-2
Outrebounded Opponent.....	14-3
Outrebounded by Opponent.....	7-7
Rebounds are Equal.....	2-1
Playing on National TV.....	7-10
Playing on Regional TV.....	10-1
Playing on Weekday.....	13-6
Playing on Weekend.....	10-5
Game Tips Before 6 p.m. CT (afternoons).....	10-7
Game Tips After 6 p.m. CT (evenings).....	13-4
In white uniforms.....	13-3
In black uniforms.....	7-7
In gold uniforms.....	3-1
In November.....	5-1
In December.....	5-1
In January.....	5-3
In February.....	6-2
In March.....	2-4
Home.....	14-3
Neutral.....	4-3
Away.....	5-5

Conferences	
vs. Non-Conference.....	12-2
Big South.....	1-0
Big 12.....	1-1
Big East.....	1-1
ACC.....	1-0
SWAC.....	1-0
Southern.....	2-0
Sun Belt.....	2-0
Atlantic Sun.....	1-0
Southland.....	1-0
West Coast.....	1-0
Colonial.....	0-1
Southeastern — Eastern Division.....	4-7
Southeastern — Western Division.....	7-1

Lineups	
Tinsley, Jenkins, Taylor, Goulbourne, Ezeli.....	10-8
Tinsley, Jenkins, Taylor, Walker, Ezeli.....	7-1
Tinsley, Jenkins, Taylor, Odom, Ezeli.....	4-1
Tinsley, Goulbourne, Taylor, Odom, Ezeli.....	2-0
Tinsley, Jenkins, Odom, Goulbourne, Ezeli.....	0-1



2010-11 RECAPS

Game 1 • Nov. 12, 2010

Presbyterian..... 47
at Vanderbilt..... 88
Nashville, Tenn. (Memorial Gym)

Player	Total	3-Pt	Rebounds	PF	TP	A	TO	St	Mn			
	FG-FTA	FG-FTA	DR	Def	Off							
21 TROYLI, Jake	1-8	0-1	2-2	0	0	0	1	4	0	0	0	24
23 COLEMAN, Arlando	3-15	1-2	0-0	1	0	0	4	17	2	4	0	28
25 MILLER, Pierre	3-9	1-2	1-1	2	2	4	1	8	2	3	0	16
27 JOHNSON, Josh	2-7	1-2	4-4	2	2	3	1	11	0	1	1	24
28 MUTAGASSI, Khalid	0-5	0-0	0-0	2	1	1	1	0	1	2	0	16
31 CLYBURN, Joshua	1-3	0-0	0-0	0	1	1	0	2	0	0	0	9
32 DEML, Tyler	0-2	0-0	0-0	0	0	0	0	0	1	1	0	1
37 ALLEN, Kyle	1-5	1-4	0-0	0	3	3	0	3	0	0	0	19
44 REYNOLDS, Jay	1-2	0-0	0-0	2	1	1	1	2	0	1	1	20
Team	19-52	4-14	7-7	6	10	21	8	47	6	12	3	205
FG % 1st Half: 32.0%		2nd Half: 33.0%		Game: 32.7%		Rebounds: 5						
3P % 1st Half: 0.0%		2nd Half: 0.0%		Game: 0.0%		FT % 1st Half: 0.0%						

Player	Total	3-Pt	Rebounds	PF	TP	A	TO	St	Mn			
	FG-FTA	FG-FTA	DR	Def	Off							
44 TAYLOR, Jeffery	11-12	3-4	2-2	0	1	1	1	21	2	3	0	28
36 WALKER, Andre	1-2	0-0	0-0	3	4	7	2	2	4	1	1	24
33 EZELI, Festus	7-9	0-0	0-0	2	4	6	3	14	0	1	3	21
31 TINSLEY, Brad	8-9	3-3	1-2	0	10	10	0	11	10	2	1	29
21 JENNINS, John	8-14	0-0	2-2	0	0	0	10	0	0	0	1	25
30 GOULBOURNE, Lance	2-4	1-2	0-0	3	5	7	2	0	0	0	0	18
32 MERIWETHER, Chris	0-1	0-1	0-0	0	0	0	0	0	0	0	0	2
11 FULLER, Kyle	3-4	0-1	0-0	0	2	2	0	8	2	2	1	17
12 SMART, Jordan	0-0	0-0	0-0	0	0	0	0	0	0	0	0	4
18 NGILL, Aaron	0-0	0-0	0-0	0	0	0	0	0	0	0	0	2
30 TCHIENGANG, Steve	2-4	1-2	0-0	0	4	4	1	0	0	1	1	16
30 ODOM, Rod	2-3	1-2	0-0	0	0	0	1	0	0	0	0	14
30 DUFFY, Joe	1-1	1-1	0-0	1	1	1	0	3	0	0	0	2
Team	57-67	9-22	5-8	9	31	40	10	40	22	15	7	205
FG % 1st Half: 48.0%		2nd Half: 55.0%		Game: 51.5%		Rebounds: 1						
3P % 1st Half: 0.0%		2nd Half: 0.0%		Game: 0.0%		FT % 1st Half: 1.0%						

NASHVILLE - Brad Tinsley recorded the first triple-double in school history and Jeffery Taylor scored a career-high 27 points as Vanderbilt rolled to an 88-47 victory over Presbyterian in the season opener for both teams.

Tinsley finished with 11 points, plus career highs of 10 assists and 10 rebounds. His pass that set up Rod Odom's 3-pointer with 4:31 left sealed the feat and sent the Vanderbilt bench into a frenzy. Coach Kevin Stallings quickly called a timeout and Tinsley's teammates mauled him at halfcourt.

The game was well in hand by that point as the Commodores opened with six straight baskets and made 10 of their first 12 shots to take a 24-11 lead with 11:47 left in the first half.

Festus Ezeli had a career-high 14 points and John Jenkins added 10 for Vanderbilt. Al'Lonzo Coleman had 17 points and Josh Johnson scored 11 for Presbyterian.

- Notes**
- Brad Tinsley recorded the first triple double in Vanderbilt history with 11 points, 10 rebounds and 10 assists.
 - Head Coach Kevin Stallings moves to 11-1 in season openers with the lone loss coming against Georgetown on November 15, 2006.
 - Vanderbilt is now 52-7 in home openers.
 - After a Presbyterian layup with 3:36 remaining in the first half, the Commodores went on a 20-0 run into the second half to take a 52-22 lead with 16:31 remaining.

Game 2 • Nov. 18, 2010

Nebraska 49
vs. Vanderbilt 59
San Juan, P.R. (Coliseo de Puerto Rico)

Player	Total	3-Pt	Rebounds	PF	TP	A	TO	St	Mn			
	FG-FTA	FG-FTA	DR	Def	Off							
21 Diaz, Jorge Brian	1-7	0-0	2-4	0	0	0	3	0	0	1	0	28
33 Almeida, Andre	2-4	0-0	0-0	1	3	4	3	4	2	3	2	18
30 McCray, Tony	3-8	0-0	0-0	0	2	2	3	0	0	0	2	27
30 Richardson, Brandon	0-3	0-0	0-0	0	3	3	0	3	4	0	1	22
12 Jeter, Lonon	3-8	0-2	2-5	1	3	4	3	8	2	2	1	32
21 Jones, Esteve	0-0	0-0	0-0	0	0	0	0	0	0	0	0	04
11 Sawatzinger, Chr.	2-7	0-0	3-5	3	5	3	7	0	0	0	0	17
12 Ubel, Brandon	3-4	0-1	4-4	1	1	2	2	10	0	1	0	16
26 Gallegos, Ray	0-0	0-0	0-0	0	0	0	0	0	0	0	0	3
26 Walker, Caleb	0-6	0-0	0-0	0	0	0	2	0	0	0	0	23
21 Sanchez, Drake	2-3	0-1	0-0	0	3	3	4	1	2	0	0	14
Team	18-51	0-0	13-23	11	28	37	23	40	8	15	3	200
FG % 1st Half: 32.0%		2nd Half: 32.0%		Game: 32.0%		Rebounds: 3						
3P % 1st Half: 0.0%		2nd Half: 0.0%		Game: 0.0%		FT % 1st Half: 0.0%						

Player	Total	3-Pt	Rebounds	PF	TP	A	TO	St	Mn			
	FG-FTA	FG-FTA	DR	Def	Off							
44 TAYLOR, Jeffery	11-22	2-2	0-12	0	4	4	2	14	2	1	1	34
36 WALKER, Andre	1-5	0-0	0-0	0	3	3	5	4	0	2	1	27
33 EZELI, Festus	5-8	0-0	2-2	3	2	4	2	0	3	0	0	13
31 TINSLEY, Brad	8-17	3-4	2-2	1	5	6	7	5	2	1	2	35
21 JENNINS, John	8-12	1-0	5-6	0	2	2	0	22	1	1	1	35
30 GOULBOURNE, Lance	1-2	0-1	3-4	0	1	1	2	0	0	0	1	14
11 FULLER, Kyle	0-2	0-1	0-0	0	1	1	1	0	0	0	0	10
30 TCHIENGANG, Steve	2-4	1-2	0-0	0	8	8	4	5	2	4	1	25
30 ODOM, Rod	0-2	0-0	0-0	0	3	3	0	0	0	0	0	7
Team	38-66	6-17	10-26	1	28	37	21	50	10	12	8	200
FG % 1st Half: 37.0%		2nd Half: 37.0%		Game: 37.0%		Rebounds: 6						
3P % 1st Half: 0.0%		2nd Half: 0.0%		Game: 0.0%		FT % 1st Half: 0.0%						

SAN JUAN, Puerto Rico (AP)-- John Jenkins scored 22 points and Jeffery Taylor had 14 to lead Vanderbilt to a 59-49 win over Nebraska in the opening round of the Puerto Rico Tip-Off.

Jenkins sparked a 16-3 run for the Commodores (2-0) that sends them into the semifinals against West Virginia Friday at 11:30 a.m. CT (ESPNU). The three-day tournament ends Sunday.

Jenkins kept Vanderbilt's hopes of playing for the title alive with a tying 3-pointer, then a jumper for a 48-46 lead with 5:45 left. Steve Tchiengang hit a 3-pointer for a 54-48 lead and the Commodores completely put away Nebraska (2-1).

Brandon Ubel led Nebraska with 10 points. The Huskers shot 6 for 21 from the field in the second half.

- Notes**
- Vanderbilt held their second straight opponent to under 50 points in the 2010-11 season. The Commodores have held their two opponents this year to a 46.5 ppg average.
 - The Commodores now own a 5-2 series advantage over Nebraska.
 - In neutral site, preseason tournament games since 2006, Vanderbilt has a 9-2 record (loss to Appalachian State in the finals of 2006 San Juan Shootout, first-round loss to Cincinnati in 2009 EA Sports Maui Invitational).
 - With John Jenkins' jumper with 5:45 to go in regulation, Vanderbilt claimed the lead for good at 48-46.
 - Vanderbilt ended the game on a 16-3 run, and held Nebraska without a field goal for the last 7:49 of the game.
 - The 59 points scored in a Vanderbilt win marked the lowest win total since the Commodores defeated Georgia, 50-40, on January 14, 2009.
 - Nebraska's 0-for-10 mark from three is the first time since December 7, 2002 (Tulane), that Vanderbilt has held an opponent scoreless from three.

Game 3 • Nov. 19, 2010

Vanderbilt 71
vs. West Virginia 74
San Juan, P.R. (Coliseo de Puerto Rico)

Player	Total	3-Pt	Rebounds	PF	TP	A	TO	St	Mn			
	FG-FTA	FG-FTA	DR	Def	Off							
44 TAYLOR, Jeffery	1-4	0-1	3-3	0	1	1	0	5	1	2	0	14
36 WALKER, Andre	1-2	0-0	0-0	1	3	4	3	2	2	1	0	17
33 EZELI, Festus	2-4	0-0	4-9	3	0	11	0	0	0	1	2	20
31 TINSLEY, Brad	2-12	1-7	2-4	1	3	4	1	16	3	3	1	21
21 JENNINS, John	6-10	5-11	10-10	3	2	5	1	27	0	3	0	33
30 GOULBOURNE, Lance	0-3	0-1	3-4	3	4	7	1	3	1	1	2	28
11 FULLER, Kyle	1-3	0-1	0-0	0	0	0	3	2	2	0	0	12
30 TCHIENGANG, Steve	0-2	0-1	3-4	2	6	6	4	0	0	1	0	21
30 ODOM, Rod	5-9	1-4	0-0	1	1	2	3	11	0	1	0	23
Team	19-55	7-26	20-34	15	27	42	27	71	6	13	5	200
FG % 1st Half: 32.0%		2nd Half: 32.0%		Game: 32.0%		Rebounds: 4						
3P % 1st Half: 0.0%		2nd Half: 0.0%		Game: 0.0%		FT % 1st Half: 0.0%						

Player	Total	3-Pt	Rebounds	PF	TP	A	TO	St	Mn			
	FG-FTA	FG-FTA	DR	Def	Off							
30 JONES, Kevin	1-11	0-2	2-4	7	4	11	2	10	0	3	0	28
30 KIKKILL, Dantz	1-2	0-0	3-4	0	3	3	4	1	1	1	0	17
41 FLOWERS, John	0-4	0-1	5-7	3	5	8	4	3	1	1	0	28
36 MITCHELL, Casey	9-15	5-12	7-6	2	2	6	4	30	1	3	1	34
20 BRYANT, Darryl	3-11	0-3	7-8	0	4	4	3	11	0	1	0	24
40 THOROUGHMAN, Carl	0-2	0-0	2-2	1	3	4	0	0	0	0	0	17
31 MAZZULLA, Jon	0-2	0-1	1-2	0	2	2	2	1	1	0	0	10
30 JENNINGS, Dan	1-1	0-0	1-2	1	0	1	3	0	0	0	0	8
30 PEPPER, Dallas	1-3	0-2	1-2	0	2	2	2	3	0	1	0	14
Team	20-53	6-21	20-28	18	28	47	27	74	10	16	3	200
FG % 1st Half: 32.0%		2nd Half: 32.0%		Game: 32.0%		Rebounds: 5						
3P % 1st Half: 0.0%		2nd Half: 0.0%		Game: 0.0%		FT % 1st Half: 0.0%						

SAN JUAN, Puerto Rico (AP) -- Casey Mitchell hit the winning 3-pointer with 3.8 seconds left, finishing with a career-high 31 points to lift the Mountaineers past Vanderbilt 74-71 and into the Puerto Rico Tip-Off championship.

The Commodores (2-1) will play the loser between North Carolina and Minnesota Sunday at 4:30 p.m. CT on ESPN2.

Mitchell and Vanderbilt's John Jenkins hit all the big shots as the teams went basket-for-basket over the tense final minutes. Mitchell came out on top when he made his sixth 3 of the game from the wing on a pass from Truck Bryant.

Jenkins scored 27 points and hit the tying 3 with 1:58 left after the Commodores trailed almost the entire way.

Kevin Jones had 12 points and 11 rebounds for West Virginia.

Rod Odom, who missed a last-chance shot as time expired, had 11 points for Vanderbilt.

- Notes**
- The Commodores dropped their first contest of the 2010-11 season with a 74-71 loss to West Virginia in the second game of the 2010 Honda Puerto Rico Tip-Off.
 - This was the first meeting between the two teams.
 - Vanderbilt led one time, and that was in the early goings of the game. West Virginia took the lead for good at the 17:33 mark in the first half. Vanderbilt tied the game four other times, but could never regain the lead.
 - John Jenkins led the team with 27 points, a career-high, and was 6-for-19 from the floor, 5-of-11 from three, and a perfect 10-for-10 from the charity stripe. The 19 field goal attempts was also a career-high, as were the 10 free throws made and attempted.



2010-11 RECAPS

Game 4 • Nov. 21, 2010

Vanderbilt 72
vs. North Carolina 65
San Juan, P.R. (Coliseo de Puerto Rico)

Vanderbilt 72 • 3-1

#	Player	Total			3-Pt			Rebounds			PF	TP	A	TO	St	Min
		FG	FGA	FT	FTA	OR	DR	TR								
1	Taylor, Jeffery	6	13	2	2	5	7	1	10	3	3	2	0	1	34	
5	Walker, Andre	1	1	0	0	0	0	0	5	2	0	1	1	1	17	
6	Ezeli, Festus	5	7	0	0	4	5	9	15	1	2	1	1	1	25	
11	Tinsley, Brad	6	24	1	3	2	2	3	8	5	0	1	1	3	31	
22	Jenkins, John	6	10	2	2	10	12	2	16	0	2	0	0	0	37	
28	Goulbourne, Lance	3	4	1	1	2	3	6	3	3	1	4	0	0	20	
31	Fuller, Kyle	1	3	0	0	0	0	0	0	2	0	2	0	2	12	
32	Tchiengang, Steve	1	1	0	0	1	2	1	2	0	1	0	0	0	13	
33	Odom, Rod	1	2	1	1	0	1	2	3	0	0	0	0	0	9	
Team																
Totals		42-81	141-217	11-27	13	26	34	20	72	14	21	4	5	20	207	

FG % 1st half: 33.3%	2nd half: 33.3%	Game: 33.3%
3P % 1st half: 0.0%	2nd half: 0.0%	Game: 0.0%
FT % 1st half: 66.7%	2nd half: 100.0%	Game: 83.3%

NORTH CAROLINA 65 • 2-2

#	Player	Total			3-Pt			Rebounds			PF	TP	A	TO	St	Min
		FG	FGA	FT	FTA	OR	DR	TR								
33	John Jenkins	2	6	0	0	3	4	8	3	2	0	0	0	0	16	
41	Harrison Barnes	7	12	0	0	2	4	3	11	2	1	1	2	2	29	
44	Tyler Zeller	1	13	0	0	3	7	10	4	20	1	2	0	0	33	
45	Dexter Stinson	3	9	0	0	1	3	3	8	1	4	0	1	0	28	
11	Larry Stone III	2	5	0	0	0	1	1	2	5	1	1	0	1	23	
30	Leah McDaniel	0	7	0	0	1	1	1	3	0	2	0	1	1	18	
38	Kenzel Marshall	0	0	0	0	1	1	1	2	1	2	1	0	1	17	
34	Justin Watto	0	1	0	0	0	0	0	2	1	0	0	0	7		
34	Justin Knox	0	2	0	0	0	1	1	3	5	1	4	0	0	18	
38	Reggie Buckoo	4	6	2	2	0	1	1	10	0	1	0	1	1	15	
Team																
Totals		22-54	111-211	10-27	13	20	35	25	65	9	22	5	9	20	207	

FG % 1st half: 33.3%	2nd half: 33.3%	Game: 33.3%
3P % 1st half: 0.0%	2nd half: 0.0%	Game: 0.0%
FT % 1st half: 66.7%	2nd half: 100.0%	Game: 83.3%

Game 5 • Nov. 24, 2010

Grambling State 59
vs. Vanderbilt 92
Nashville, Tenn. (Memorial Gym)

Grambling State 59 • 1-4

#	Player	Total			3-Pt			Rebounds			PF	TP	A	TO	St	Min
		FG	FGA	FT	FTA	OR	DR	TR								
11	Patton, Justin	7	9	7	7	2	4	8	23	2	3	0	1	3	34	
20	Ruberto, Lance	1	1	0	0	0	0	0	1	0	1	2	0	0	18	
22	Robertson, Peter	1	5	0	0	0	0	0	1	0	1	2	0	0	18	
22	Hobbs, Derron	0	2	0	0	0	0	1	1	1	2	0	0	0	23	
22	Qualls, Donard	0	4	0	0	0	0	0	0	1	1	1	0	0	24	
22	Harris, Rydell	1	5	0	0	0	2	2	4	1	2	1	0	0	15	
22	Botner, T. Rashard	2	6	0	0	0	1	1	0	8	3	0	1	0	20	
21	Rose, Rupert	1	6	1	1	0	0	2	3	2	2	2	0	0	18	
32	Johnson, Vondarius	0	2	0	0	0	0	0	0	0	1	0	0	0	2	
32	Britt-Black, Chik	3	5	0	0	1	2	3	4	7	1	1	0	1	22	
42	Danridge, Steven	0	0	0	0	0	0	0	0	0	1	0	0	0	2	
Team																
Totals		23-71	9-29	6-12	11	15	20	23	59	13	11	2	7	20	200	

FG % 1st half: 18.2%	2nd half: 7.7%	Game: 23-71
3P % 1st half: 0.0%	2nd half: 0.0%	Game: 0-9
FT % 1st half: 50.0%	2nd half: 50.0%	Game: 6-12

Vanderbilt 92 • 4-1

#	Player	Total			3-Pt			Rebounds			PF	TP	A	TO	St	Min
		FG	FGA	FT	FTA	OR	DR	TR								
1	Taylor, Jeffery	1	2	0	0	2	2	2	9	4	1	0	1	0	17	
5	Walker, Andre	1	5	0	0	0	0	1	4	3	3	1	0	0	20	
6	Ezeli, Festus	4	6	0	0	7	9	4	13	3	11	4	1	0	21	
11	Tinsley, Brad	0	8	1	1	0	4	4	14	5	5	0	0	0	28	
22	Jenkins, John	8	14	4	4	2	4	0	22	2	1	0	0	0	28	
28	Goulbourne, Lance	3	6	1	1	0	0	10	1	8	0	2	0	0	21	
19	Merritt, Chris	0	0	0	0	0	0	0	0	0	0	0	0	0	3	
31	Fuller, Kyle	1	4	0	0	1	1	0	2	3	0	0	0	0	18	
32	Smart, Jordan	0	1	0	0	0	1	1	0	0	0	0	0	0	5	
12	Noll, Aaron	0	0	0	0	0	0	0	0	0	0	0	0	0	3	
12	Tchiengang, Steve	3	8	2	2	4	3	4	1	12	0	1	0	0	19	
33	Odom, Rod	3	5	3	3	1	1	1	8	0	0	0	0	0	19	
33	Duffy, Joe	3	3	1	1	2	2	0	8	0	0	0	0	0	14	
Team																
Totals		27-66	15-29	20-27	25	40	35	12	92	11	11	5	4	20	200	

FG % 1st half: 18.2%	2nd half: 16.7%	Game: 27-66
3P % 1st half: 0.0%	2nd half: 0.0%	Game: 0-9
FT % 1st half: 75.0%	2nd half: 75.0%	Game: 20-27

Game 6 • Nov. 27, 2010

Appalachian State 73
vs. Vanderbilt 86
Nashville, Tenn. (Memorial Gym)

Appalachian State 73 • 2-2

#	Player	Total			3-Pt			Rebounds			PF	TP	A	TO	St	Min
		FG	FGA	FT	FTA	OR	DR	TR								
1	Williamson, Andre	1	4	0	0	1	3	4	11	1	1	2	0	0	28	
1	Hausley, Peley	1	3	0	0	1	3	4	3	11	1	1	0	1	24	
10	Sims, Donald	0	9	4	4	5	1	1	2	27	2	2	0	0	38	
21	Carter, Omar	0	14	1	1	4	4	8	17	0	2	0	0	0	34	
11	Woods, Mitch	0	1	0	0	0	0	0	0	7	2	0	0	0	28	
11	Healy, Nathan	0	3	0	0	0	0	0	0	0	0	0	0	0	19	
11	Wright, Marco	1	1	0	0	0	0	0	1	3	0	1	0	0	8	
12	Booth, Jeremi	1	2	1	1	0	0	0	4	0	0	0	0	0	13	
Team																
Totals		26-85	7-35	14-23	10	20	30	19	73	11	12	2	8	20	200	

FG % 1st half: 19.2%	2nd half: 17.6%	Game: 26-85
3P % 1st half: 0.0%	2nd half: 0.0%	Game: 7-35
FT % 1st half: 66.7%	2nd half: 75.0%	Game: 14-23

Vanderbilt 86 • 5-1

#	Player	Total			3-Pt			Rebounds			PF	TP	A	TO	St	Min
		FG	FGA	FT	FTA	OR	DR	TR								
1	Taylor, Jeffery	1	6	0	0	0	2	4	3	1	0	1	0	0	21	
5	Walker, Andre	1	3	0	0	2	2	5	1	8	7	1	0	0	30	
6	Ezeli, Festus	0	8	0	0	2	3	4	19	0	1	2	0	0	25	
11	Tinsley, Brad	3	13	0	0	0	0	2	3	8	3	0	1	0	30	
22	Jenkins, John	8	11	5	5	0	1	1	21	0	3	1	0	0	34	
28	Goulbourne, Lance	7	11	0	0	5	3	8	2	17	1	2	0	0	23	
11	Merritt, Chris	0	1	0	0	0	0	0	0	0	0	0	0	0	10	
31	Fuller, Kyle	1	2	0	0	0	0	0	2	2	0	0	0	0	10	
32	Smart, Jordan	0	1	0	0	0	0	0	0	0	0	0	0	0	1	
12	Noll, Aaron	0	0	0	0	0	0	0	0	0	0	0	0	0	1	
12	Tchiengang, Steve	2	6	2	2	0	0	0	8	1	0	0	0	1	14	
33	Odom, Rod	1	4	0	0	1	1	2	0	2	0	0	0	0	9	
33	Duffy, Joe	1	1	0	0	1	1	0	1	0	0	0	0	0	1	
Team																
Totals		24-86														



2010-11 RECAPS

Game 7 • Dec. 1, 2010

Western Kentucky 62
at Vanderbilt..... 82
Nashville, Tenn. (Memorial Gym)

No	Player	Totals		3-Pts		Rebounds			PF	TP	A	T.O.	Bk	Stl	Mins
		FG	FGA	FT	FTA	OR	DR	Tot							
1	Kersch, Sergio	1	6-11	0-0	0-0	1	2	3	1	12	2	1	0	1	28
2	Pattilo, Juan	7	7-12	0-0	4-6	1	6	7	2	18	0	5	1	2	32
3	Pattino, Wesley	1	3-4	0-1	0-0	4	1	5	4	4	2	4	1	1	31
4	Brown, Ray	0	1-5	0-2	2-2	0	3	3	2	4	3	0	0	2	24
5	Peters, Brandon	0	1-6	1-2	3-3	1	2	3	1	5	1	5	0	1	10
6	McDonald, Kahlil	0	0-6	0-0	0-0	0	3	3	1	0	2	0	0	0	14
7	Diaco, Cliff	3	3-6	0-0	0-0	3	2	5	2	6	1	2	1	0	13
8	Dickerson, Caden	4	4-8	0-0	1-2	0	0	0	0	12	1	0	0	4	26
9	Crook, James	0	0-0	0-0	0-0	0	0	0	0	0	1	0	1	7	
10	Anthony, Mike	0	0-0	0-0	1-2	0	0	0	1	0	0	0	0	0	3
11	Gabbard, Mike	0	0-1	0-1	0-0	0	0	0	0	0	0	0	0	0	6
Total		17	49-62	0-0	10-16	11	21	32	14	62	14	22	3	12	200

No	Player	Totals		3-Pts		Rebounds			PF	TP	A	T.O.	Bk	Stl	Mins
		FG	FGA	FT	FTA	OR	DR	Tot							
1	TAYLOR, Jeffery	1	4-12	1-4	4-4	2	4	6	2	13	3	5	0	0	28
2	WALKER, Andre	1	3-4	0-0	0-0	0	0	0	1	4	0	2	1	1	21
3	EZELI, Festus	2	7-9	0-0	0-0	1	2	3	2	14	0	3	0	3	20
4	TINSLEY, Brad	0	2-4	0-0	2-2	0	3	3	2	6	4	0	0	2	21
5	JENKINS, John	8	7-12	5-10	2-2	0	5	5	1	21	1	3	0	0	29
6	GOULBOURNE, Lance	1	1-1	0-0	1-2	1	2	3	1	3	1	2	0	0	19
7	MERIN ETHER, Chris	0	0-1	0-0	0-0	0	1	1	0	0	0	1	0	0	2
8	FULLER, Kyle	1	1-2	1-2	0-0	0	1	1	2	3	3	0	0	0	19
9	SMART, Jordan	0	0-0	0-0	0-0	0	0	0	0	0	0	0	0	0	3
10	NOLL, Kevin	0	0-0	0-0	0-0	0	0	0	0	0	0	0	0	0	3
11	TCHENGSANG, Steve	1	1-4	1-3	0-0	1	3	4	1	3	2	1	0	1	14
12	GOOM, Raul	4	4-6	3-3	0-0	2	3	5	2	11	1	2	0	0	17
13	DUFFY, Joe	1	1-1	0-0	2-2	0	0	0	0	4	0	0	0	0	2
Total		20	49-62	11-22	11-18	9	25	34	14	82	23	23	4	12	200

FG % 1st Half: 33.3% 2nd Half: 50.0% Game: 39.8% 3P % 1st Half: 11.1% 2nd Half: 27.3% Game: 25.0% FT % 1st Half: 0.0% 2nd Half: 100.0% Game: 50.0%

Offense: Tom Smith, Matt Smith, Brian White
Technical Fouls: Western Kentucky none, Vanderbilt three
Attendance: 1307

Start by Quarter:

Quarter	1	2	3	4	Total
Western Kentucky	17	25	12	8	62
Vanderbilt	28	27	25	10	90

Lead: WKU - 18:28, 11:15, 7:12, 4:07
Loganhead: WKU 80-63 by 17 at 18:28, WKU by 12-16 at 10:08

NASHVILLE - John Jenkins scored 21 points, hitting 5 of 10 from 3-point range, to lead Vanderbilt to an 82-62 win over Western Kentucky.

Jenkins, who has led the Commodores (6-1) in scoring the past six games, hit a 3-pointer on the right wing to give Vanderbilt a 22-10 lead and the Hilltoppers (3-4) never got within single digits again.

Festus Ezeli added 14 points for the Commodores. The 6-foot-11 junior from Nigeria, who stood a good 5 inches taller than anyone in the Western Kentucky starting lineup, hit all seven of his field-goal attempts and blocked three shots.

Juan Pattillo led Western Kentucky with 18 points and Sergio Kerusch and Caden Dickerson each added 12.

Vanderbilt took a 35-17 lead into halftime. The Commodores shot 50 percent from 3-point range (6 of 12), including three consecutive 3s as part of an 11-0 run that pushed their lead to 35-13.

Jenkins had eight points at the break. Odom had six on the strength of two 3-pointers and Ezeli had six.

Western Kentucky committed 16 turnovers in the first half that led to 17 points the other way.

Vanderbilt didn't take great care of the ball in a sloppy first half either, turning it over 12 times. But the Hilltoppers couldn't take advantage, shooting just 8 of 28 (28.6 percent) and making 1 of 9 3-pointers.

Notes

- Western Kentucky's 17 first-half points were the least Vanderbilt has allowed since heading into the half up 31-17 on Middle Tennessee State on November 24, 2008.
- The eight field goals made by Western Kentucky are the least Vanderbilt has allowed this season.
- Vanderbilt recorded a season-high seven steals, the most since taking away eight against Florida on March 2, 2010.
- The Commodores had a season-high 23 assists, breaking the previous best of 22 set against Presbyterian on November 12, 2010.
- Vanderbilt's 11 three-point field goals are the most since making 12 against Tennessee State on December 19, 2009.

Game 8 • Dec. 4, 2010

Belmont..... 76
at Vanderbilt..... 85
Nashville, Tenn. (Memorial Gym)

No	Player	Totals		3-Pts		Rebounds			PF	TP	A	T.O.	Bk	Stl	Mins
		FG	FGA	FT	FTA	OR	DR	Tot							
1	HEDGEPEATH, Mick	1	8-12	2-2	2-2	0	5	5	2	16	0	0	0	1	28
2	BAKER, Brandon	1	1-3	0-0	0-0	1	1	2	5	3	0	2	0	0	17
3	HALLER, Drake	0	0-3	0-2	4-4	0	0	0	4	4	4	2	0	0	20
4	HOLMES, Jiah	0	0-3	0-0	2-2	0	1	1	4	8	2	1	0	1	17
5	CLARK, Ian	0	3-7	1-4	3-3	0	1	1	2	0	2	3	0	1	31
6	JENKINS, Blake	1	2-0	0-0	0-0	1	1	2	0	0	0	0	0	0	7
7	JOHNSON, Kerron	5	5-8	0-0	3-3	1	1	2	3	13	3	0	2	1	17
8	MANN, J.J.	0	0-2	0-0	0-0	0	0	0	2	0	0	0	0	0	7
9	SAUNDERS, Scott	2	2-4	0-0	1-2	2	2	4	2	5	0	1	0	1	11
10	BARNES, Adam	0	0-0	0-0	0-0	0	0	0	0	0	0	0	0	0	3
11	NDACK, Trevor	0	0-3	0-3	0-0	0	2	2	0	0	0	0	0	0	12
12	CAMPBELL, Jordan	4	4-5	1-2	0-0	1	1	2	1	4	12	1	1	0	26
Total		20	58-87	12-21	18-22	8	16	24	18	76	13	15	1	0	200

No	Player	Totals		3-Pts		Rebounds			PF	TP	A	T.O.	Bk	Stl	Mins
		FG	FGA	FT	FTA	OR	DR	Tot							
1	TAYLOR, Jeffery	1	5-11	1-2	2-2	2	6	8	2	10	2	4	0	2	27
2	GOOM, Raul	1	3-8	2-2	0-0	0	3	3	4	8	1	0	1	1	17
3	EZELI, Festus	1	7-9	0-0	0-0	4	10	14	0	24	0	1	3	4	25
4	TINSLEY, Brad	0	4-7	2-3	4-6	0	5	5	0	14	2	2	0	0	28
5	JENKINS, John	8	7-12	5-10	2-2	0	5	5	1	21	1	3	0	0	29
6	GOULBOURNE, Lance	1	1-2	0-0	1-2	1	2	3	1	3	1	2	0	0	19
7	FULLER, Kyle	1	1-2	1-2	0-0	0	1	1	2	3	3	0	0	0	19
8	TCHENGSANG, Steve	1	1-2	0-0	0-0	2	2	4	3	0	1	2	0	0	14
Total		20	49-62	11-22	11-18	9	25	34	14	82	23	23	4	12	200

FG % 1st Half: 33.3% 2nd Half: 50.0% Game: 39.8% 3P % 1st Half: 11.1% 2nd Half: 27.3% Game: 25.0% FT % 1st Half: 100.0% 2nd Half: 100.0% Game: 100.0%

Offense: Greg Smith, Mike Thaddeus, Bryan Phelan
Technical Fouls: Belmont none, Vanderbilt 1 (Jeffery Taylor)
Attendance: 1300

NASHVILLE - Festus Ezeli scored a career-high 24 points and added 10 rebounds as Vanderbilt beat cross-town rival Belmont 85-76.

Ezeli scored 17 points in the second half as the Commodores overcame a 35-32 halftime deficit. Vanderbilt scored the first six points of the second half and never trailed again. The Commodores shot 57 percent (12 of 21) over the final 20 minutes.

Jeffery Taylor added 16 points and eight rebounds for the Commodores (7-1). Lance Goulbourne had 15 points, and Brad Tinsley added 14 as Vanderbilt attempted 45 free throws -- the most in the Kevin Stallings era (2000-present). The Commodores made 35 of them.

Belmont was led by Mick Hedgepeath with 16 points. Kerron Johnson added 13, and Jordan Campbell had 12.

The scrappy Bruins (5-2) led by as much as seven in the first half before settling for a three-point lead at the break.

Notes

- Vanderbilt recorded its 700th win in Memorial Gym.
- Kevin Stallings is now 4-0 all-time against Belmont.
- Festus Ezeli's 24 points and 10 rebounds marked the first time a Commodore has recorded a 20-10 game since A.J. Ogilvy had 20 points and 12 rebounds against Alabama on February 5, 2009.
- Five Commodores scored in double-figures, the first time it has happened since Jeffery Taylor (18), A.J. Ogilvy (14), John Jenkins (13), Brad Tinsley (13), and Darshawn McClellan (11) did so against Arkansas on February 27, 2010.
- Vanderbilt's 45 free throw attempts were the most in the Stallings era, breaking the previous high of 40 set against Kentucky on February 17, 2009 and Boston College on December 30, 2000.
- The Commodores shot a season-high 50.0% from the three-point line.
- Vanderbilt has trailed at the half three times this season with this game being the first time trailing in Memorial Gym.
- Ezeli had a career-high 24 points, and garnered his second career double-double.

Game 9 • Dec. 8, 2010

Vanderbilt 82
at Missouri 85
Nashville, Tenn. (Memorial Gym)

No	Player	Totals		3-Pts		Rebounds			PF	TP	A	T.O.	Bk	Stl	Mins
		FG	FGA	FT	FTA	OR	DR	Tot							
1	GOULBOURNE, Lance	1	4-7	1-2	2-2	1	8	9	2	11	5	2	1	0	21
2	TAYLOR, Jeffery	1	9-18	0-4	0-2	2	8	10	2	18	4	6	1	0	43
3	EZELI, Festus	0	0-7	0-0	4-10	3	6	9	4	18	0	3	6	1	33
4	TINSLEY, Brad	0	3-6	1-4	0-1	0	3	3	2	7	3	4	0	2	38
5	JENKINS, John	0	7-14	5-10	4-4	0	3	3	4	23	0	1	0	0	41
6	FULLER, Kyle	0	0-2	0-1	1-2	1	0	1	2	1	2	0	0	1	16
7	TCHENGSANG, Steve	0	0-1	0-0	0-0	0	2	2	0	0	0	0	0	0	12
8	GOOM, Raul	0	2-3	2-3	0-1	0	1	1	1	8	1	0	2	4	14
Total		21	49-88	9-25	11-22	8	32	40	18	82	15	17	0	4	225

No	Player	Totals		3-Pts		Rebounds			PF	TP	A	T.O.	Bk	Stl	Mins
		FG	FGA	FT	FTA	OR	DR	Tot							
1	RATLIFF, Ricardo	1	6-11	0-0	2-4	4	5	9	4	14	1	1	0	2	28
2	BOWERS, Laurinck	1	3-9	0-1	2-2	0	2	2	3	8	1	1	3	0	26
3	DIXON, Michael	0	7-13	1-3	0-2	1	3	4	1	15	4	1	0	3	37
4	DENMON, Marcus	0	7-10	2-7	5-6	1	0	1	0	2	2	4	0	0	28
5	ENGLISH, Kim	0	3-10	3-5	3-4	0	6	6	3	12	0	0	0	0	29
6	PRETSEY, Phil	1	1												



2010-11 RECAPS

Game 10 • Dec. 18, 2010

SE Louisiana 52
 at Vanderbilt..... 85
Nashville, Tenn. (Memorial Gym)

Southeastern Louisiana 52 • 5-4

#	Player	Total		3-Pt		Rebounds		PF	TP	A TO	Bk	Stl	Min		
		FG	FGA	FG	FGA	OR	DR								
12	Johnson, Roosevelt	1	0-5	0	0-0	2	1	3	4	2	0	0	1	14	
20	Patterson, DeShawn	1	1-4	0-1	0-0	0	5	5	2	3	0	0	0	21	
21	Ndoumba, David	1	2-4	0-0	1-2	2	4	6	3	5	1	2	2	29	
05	Hutchins, Trent	0	2-10	1-7	0-0	1	0	1	0	5	0	3	0	1	26
05	Fosterberry, Brandon	0	1-7	0-2	0-0	0	2	2	2	3	1	4	0	3	20
05	Marko, Jason	0	1-4	0-0	0-0	0	3	3	4	2	0	0	0	9	
22	Campbell, Jeremy	0	1-1	0-0	1-1	1	1	2	0	0	0	0	0	7	
22	Harrel, Michael	0	1-4	0-1	0-0	0	1	1	0	2	2	1	0	15	
25	Benton, Antonio	0	1-11	1-2	1-1	3	0	3	2	10	0	1	0	20	
25	Dixon, Gary	0	5-13	4-8	2-3	1	6	5	1	18	2	1	0	31	
25	Lockart, Josh	0	2-5	0-2	0-0	2	2	4	0	8	0	0	0	9	
Team			4	1	2										
Total		21-67	9-22	6-9	16-24	40	18	32	8	14	2	0		200	
FG % 1st Half: 6-20 30.0%		2nd Half: 12-20 60.0%		Game: 18-42 42.9%		3Pt % 1st Half: 0-0 0.0%		2nd Half: 0-0 0.0%		Game: 0-3 0.0%		Rebound: 2			
FT % 1st Half: 0-0 0.0%		2nd Half: 1-1 100.0%		Game: 1-1 100.0%		Offense: 2		Defense: 2		Points: 2		Assists: 1			

Vanderbilt 85 • 8-2

#	Player	Total		3-Pt		Rebounds		PF	TP	A TO	Bk	Stl	Min	
		FG	FGA	FG	FGA	OR	DR							
05	Goulbourne, Lance	1	4-9	1-3	4-8	3	5	0	13	1	1	1	3	20
05	Taylor, Jeffery	1	5-10	1-3	4-7	1	4	5	1	15	3	2	0	24
05	Ezeli, Festus	0	3-0	0-0	2-4	2	5	7	2	8	0	2	1	20
05	Tinsley, Brad	0	4-5	1-2	3-5	0	5	5	0	9	7	0	0	26
22	Jenkins, John	0	4-10	4-8	0-0	0	1	1	0	12	0	0	0	28
11	Fuller, Kyle	0	1-2	1-2	0-0	0	2	2	1	3	3	2	0	10
12	Smart, Jordan	0	1-1	1-1	0-0	0	2	2	0	3	1	0	0	7
12	Tchiengang, Steve	0	3-8	2-3	3-3	2	3	5	2	15	0	1	1	20
05	Odom, Rod	0	2-4	2-4	1-2	2	3	5	2	7	0	1	0	19
05	Duffy, Joe	0	0-0	0-0	0-0	0	0	0	4	0	1	1	0	6
Team			0	3	2									
Total		25-54	13-28	14-24	12	32	42	17	0	16	1	0		200
FG % 1st Half: 10-20 50.0%		2nd Half: 6-14 42.9%		Game: 16-34 47.1%		3Pt % 1st Half: 4-8 50.0%		2nd Half: 8-16 50.0%		Game: 12-24 50.0%		Rebound: 1		
FT % 1st Half: 0-0 0.0%		2nd Half: 0-18 0.0%		Game: 0-18 0.0%		Offense: 1		Defense: 1		Points: 1		Assists: 1		

Offensive: Gary Bennett, Rod Odom, Steve Tchiengang
 Technical Fouls: Southeastern Louisiana: none, Vanderbilt: none
 Absences: 12052

Team by quarter	1st	2nd	3rd	4th
SE Louisiana	21	25	6	6
Vanderbilt	21	25	16	23

Game by quarter: 1st: 21-25, 22-28, 23-22, 24-27
 Largest lead: 6-0 (VU) by 20:07-05
 Smallest lead: 2-0 (SELA) by 18:34-36

NASHVILLE - Jeffery Taylor and Steve Tchiengang had 15 points each and Vanderbilt hit a season-high 13 3-pointers to breeze past Southeastern Louisiana 85-52.

Eight different Commodores made a 3-pointer. Vanderbilt (8-2) shot 50 percent (13 of 26) from long distance, but only a little better from the free-throw line (14 of 24).

It was a career high for Tchiengang, who at 6 feet 9 stepped out and hit two 3-pointers. Lance Goulbourne had 13 points, and John Jenkins added 12 on a team-high four 3-pointers.

The Lions (5-4) were led by Gary Dixon, who came off the bench to score 16. Antonio Benton added 10 as the Southeastern Louisiana bench outscored its starters 36-16.

The Commodores rolled up a 53-24 halftime lead behind a sizzling shooting performance. They converted 62.5 percent (20 of 32) from the floor. It was the most points they had scored in a first half since Nov. 24, 2007, against Bradley in the Cancun Challenge.

Vanderbilt hit eight 3-pointers in the opening 20 minutes. Jenkins knocked down three of them, and freshman Rod Odom had a pair.

Jenkins' trey with 47 seconds to go until halftime gave Vanderbilt its largest lead of the half at 53-19. The Commodores shot 53.3 percent (8 of 15) from long range in the opening stanza.

- Notes**
- Vanderbilt made a season-high 13 three-point buckets, topping the previous high of 11 made in an 82-62 win over Western Kentucky on December 1.
 - Six different Commodores made a three-point shot for the third game this year.
 - VU shot 50% or better for the fifth consecutive game and the sixth game of 2010-11.
 - Vanderbilt's nine turnovers are a season-low.
 - Steve Tchiengang had a career-high 15 points.
 - Jordan Smart recorded his first career points when he made a three-point basket in the second half.

Game 11 • Dec. 21, 2010

Vanderbilt..... 72
 at MTSU..... 53
Murfreesboro, Tenn. (Murphy Center)

Vanderbilt 72 • 9-2

#	Player	Total		3-Pt		Rebounds		PF	TP	A TO	Bk	Stl	Min	
		FG	FGA	FG	FGA	OR	DR							
01	Tinsley, Brad	1	3-10	2-4	2-0	0	2	2	0	10	2	0	2	34
05	Ezeli, Festus	1	5-8	0-0	5-12	1	2	3	2	15	0	1	1	16
21	Jenkins, John	1	5-8	3-5	3-0	1	2	3	2	16	1	2	3	32
05	Taylor, Jeffery	1	8-7	2-4	9-10	0	4	4	2	18	3	4	0	31
05	Odom, Rod	1	1-4	1-4	0-0	0	2	4	3	2	3	0	2	25
18	McNether, Chris	0	0-0	0-0	0-0	0	0	0	0	0	0	0	0	2
11	Fuller, Kyle	0	0-2	0-2	0-0	1	3	4	0	0	2	0	0	10
12	Smart, Jordan	0	0-1	0-1	0-0	0	2	2	0	0	0	0	0	3
12	Tchiengang, Steve	0	2-3	0-1	4-4	0	3	3	3	8	2	1	0	23
05	Duffy, Joe	0	0-1	0-0	2-0	1	0	1	0	3	1	0	0	16
Team			0	2	0	3								
Total		20-48	9-23	24-35	1	20	15	12	11	12	0	1		200
FG % 1st Half: 10-27 37.0%		2nd Half: 9-19 47.4%		Game: 19-46 41.3%		3Pt % 1st Half: 7-16 43.8%		2nd Half: 8-20 40.0%		Game: 15-36 41.7%		Rebound: 0		
FT % 1st Half: 0-0 0.0%		2nd Half: 10-28 35.7%		Game: 10-28 35.7%		Offense: 0		Defense: 0		Points: 0		Assists: 0		

Middle Tennessee 53 • 4-0

#	Player	Total		3-Pt		Rebounds		PF	TP	A TO	Bk	Stl	Min	
		FG	FGA	FG	FGA	OR	DR							
05	Galtman, James	1	2-5	1-3	0-0	0	2	2	3	5	0	2	0	17
12	Jones, Shaun	1	1-3	0-0	2-2	2	2	2	5	4	0	1	0	7
15	Washington, James	1	3-10	2-4	2-0	0	2	2	3	10	2	0	2	32
12	Jones, Jason	0	0-9	0-1	3-5	2	4	4	4	15	0	1	0	24
05	Sutton, JT	0	0-0	0-0	1-2	2	4	6	0	1	1	3	0	20
05	Erskinal, Rod	0	0-0	0-0	0-0	0	0	0	0	0	0	0	0	0
05	Odom, Jerry	0	0-2	0-1	0-0	0	0	0	1	0	3	0	1	10
05	Hammonds, Kerry	0	2-5	1-3	1-0	0	3	3	3	6	1	1	0	18
05	Charles, Trevor	0	1-1	0-0	0-0	0	0	0	0	0	0	0	0	11
05	Hunt, Kyle	0	0-0	0-0	0-0	1	0	1	0	0	1	1	0	8
05	Hurt, Kyle	0	1-2	0-0	0-3	0	2	4	0	2	1	1	0	23
Team			0	2	2									
Total		20-54	5-18	8-14	0	20	20	25	0	7	1	0		200
FG % 1st Half: 11-20 55.0%		2nd Half: 9-34 26.5%		Game: 20-54 37.0%		3Pt % 1st Half: 6-8 75.0%		2nd Half: 0-10 0.0%		Game: 6-18 33.3%		Rebound: 2		
FT % 1st Half: 0-0 0.0%		2nd Half: 0-8 0.0%		Game: 0-8 0.0%		Offense: 0		Defense: 0		Points: 0		Assists: 0		

Offensive: Shaun Jones, Rayford Smith, Tim Dicks
 Technical Fouls: Vanderbilt: none, Middle Tennessee: none
 Absences: 0002

Team by quarter	1st	2nd	3rd	4th
Vanderbilt	21	25	17	19
Middle Tennessee	27	20	6	8

Game by quarter: 1st: 27-21, 20-25, 6-17, 8-19
 Largest lead: VU by 20:07-05, MT by 0:00-00
 Smallest lead: VU by 0:00-00, MT by 0:00-00

MURFREESBORO - Jeffery Taylor led four Vanderbilt players in double figures with 18 points as the Commodores beat rival Middle Tennessee 72-53.

John Jenkins added 16 points, Festus Ezeli had 15, and Brad Tinsley 10 for Vanderbilt.

The Commodores (9-2) played without forwards Lance Goulbourne and Andre Walker. Goulbourne, the team's second-leading rebounder at 6.7 per game, was not on the bench but was in attendance.

Walker, who started the first seven games, has missed the past four with mononucleosis. He's scheduled to make his return for Vanderbilt's next game, Dec. 29 at home against Marquette.

The Commodores built a 14-point lead at the half and the Blue Raiders (4-8) never got closer than eight in the second half. Vanderbilt shot 36 free throws, 26 in the second half, to just 14 for Middle Tennessee.

Jason Jones led Middle with 15 points. The Blue Raiders have lost four in a row.

Vanderbilt had its largest lead of the first half, 41-27, at the half when Brad Tinsley went coast to coast with an inbounds pass after a free throw by Middle's Kerry Hammonds. Tinsley's layup came a second before the buzzer.

The Blue Raiders had cut the lead to six at 30-24 with 1:53 to go when Jenkins took over. He scored nine of his 11 first-half points in a 60-second span beginning at 1:38 when he grabbed an offensive rebound along the left baseline and hit a stepback 3-pointer.

Jenkins followed with a steal near halfcourt, drove the right side, made the layup and converted the three-point play after getting fouled by Middle's Kyle Hunt. Forty-nine seconds later Jenkins' long 3-pointer up top made it 39-26.

- Notes**
- The Commodores improved to 1-1 in true road contests. Tuesday night's game was Vanderbilt's last non-conference road trip of the 2010-11 season. VU next ventures on the road in their SEC opener against South Carolina on January 8 and the sixth game of 2010-11.

Game 12 • Dec. 29, 2010

Marquette..... 76
 at Vanderbilt..... 77
Nashville, Tenn. (Memorial Gym)

Marquette 76 • 9-4

#	Player	Total		3-Pt		Rebounds		PF	TP	A TO	Bk	Stl	Min	
		FG	FGA	FG	FGA	OR	DR							
02	Crowder, Jae	1	3-8	0-2	2-2	4	7	11	1	4	2	2	1	35
03	Bowler, Jimmy	1	0-0	0-0	1-2	0	4	4	1	15	2	0	1	38
02	Ottule, Chris	0	0-7	0-0	1-1	1	1	2	4	12	0	1	1	20
05	Johnson-Odom, Darius	0	2-12	2-4	3-5	0	3	3	2	14	5	2	0	27
21	Buycks, Dwight	0	0-0	0-0	0-0	0	4	4	2	13	4	4	0	24
02	Bluc, Vashay	0	4-0	0-0	2-2	2	2	3	1	12	3	0	0	22
05	Cadogan, Junior	0	0-1	0-0	0-0	0	0	0	0	0	0	1	0	10
02														

2010-11 RECAPS

Game 13 • Jan. 2, 2011

Davidson 52
at Vanderbilt 80
Nashville, Tenn. (Memorial Gym)

No.	Player	Total			3-Pr			Rebounds			PF	TP	A	TO	Stk	Min
		FG	FGA	FT	FTA	Off	Def	Total	FG	FGA						
14	COHEN, Jake	1	1-7	0-0	0-0	3	3	0	0	0	0	2	2	0	14	
16	WALKER, Chad	1	1-8	0-0	0-0	2	2	0	2	4	0	1	0	0	22	
20	MCKELLOP, Brandon	0	0-2	0-0	0-0	1	0	1	1	0	1	0	0	1	12	
28	KUHLMAN, JP	0	4-14	1-6	0-0	2	3	4	3	3	2	3	0	1	25	
22	DRONEY, Tom	0	1-4	0-1	0-0	1	1	4	2	2	2	1	0	0	22	
12	DOCHRAN, Nik	0	5-14	0-4	1-1	2	1	3	2	11	3	0	0	2	28	
26	REIGEL, Will	0	0-0	0-0	0-0	2	3	0	2	0	0	0	0	1	17	
24	BROOKS, De'Quan	0	0-0	0-0	0-0	2	3	0	4	1	3	0	0	1	19	
24	ATKINSON, AJ	0	0-0	0-0	0-0	0	0	0	0	0	0	0	0	1	1	
31	DOWNING, Jordan	1	1-3	0-1	0-0	0	1	1	1	3	2	0	1	0	10	
33	BEVERLEE, Jordan	0	0-1	0-0	0-0	0	2	0	0	0	0	0	1	0	5	
28	CZERAPOWICZ, Chris	0	0-3	0-0	0-0	2	5	7	1	16	8	0	0	0	20	
42	ALLISON, Sam	1	2-0	0-0	0-0	0	0	0	2	1	1	0	0	6		
	Team					22	35	3	5	18	28	47	28	13	110	
	Totals		22-35	3-5	11-15	18	28	47	28	13	13	3	6	100		

No.	Player	Total			3-Pr			Rebounds			PF	TP	A	TO	Stk	Min
		FG	FGA	FT	FTA	Off	Def	Total	FG	FGA						
28	GOULBOURNE, Lance	1	1-3	1-2	0-4	0	0	0	1	7	1	1	3	27		
16	ODUM, Rod	1	0-4	0-0	0-0	1	4	0	0	0	0	0	0	0	26	
22	EZELI, Festus	0	3-10	0-0	0-7	1	1	2	12	0	1	8	0	16		
31	TINSLEY, Brad	0	4-8	1-3	0-5	2	8	0	14	4	1	0	2	29		
44	TAYLOR, Jeffery	0	6-10	1-1	0-0	1	3	4	1	22	4	2	1	25		
10	MERWETHER, Clark	0	0-1	0-0	0-0	0	1	0	0	0	0	0	0	4		
11	FULLER, Kyle	0	3-4	0-0	0-0	1	2	3	0	5	3	0	1	21		
19	SMART, Jordan	0	0-0	0-0	0-0	0	2	2	0	0	0	0	0	16		
10	TCHIENGANG, Steve	0	4-7	0-0	0-4	0	2	0	14	0	1	0	0	21		
30	SUFFY, Jon	0	2-4	1-1	0-0	1	4	0	0	0	0	0	0	15		
	Team					22	53	11	41	10	20	14	8	117		
	Totals		22-53	11-15	28-47	11	30	41	10	20	14	8	8	117		

Game 14 • Jan. 8, 2011

Vanderbilt 75
at South Carolina 83 (ot)
Columbia, S.C. (Colonial Life Arena)

No.	Player	Total			3-Pr			Rebounds			PF	TP	A	TO	Stk	Min
		FG	FGA	FT	FTA	Off	Def	Total	FG	FGA						
44	TAYLOR, Jeffery	1	9-18	0-2	0-2	2	3	3	2	14	3	2	2	0	33	
22	EZELI, Festus	0	2-7	0-0	0-0	3	2	4	5	7	0	2	1	0	21	
31	TINSLEY, Brad	0	2-7	0-0	0-0	1	1	1	1	4	5	2	0	0	39	
28	GOULBOURNE, Lance	0	2-7	0-0	0-0	3	11	14	2	18	3	0	0	0	38	
22	JENKINS, John	0	7-13	0-0	0-0	1	8	3	1	27	1	1	0	1	41	
11	FULLER, Kyle	1	1-2	0-0	0-0	0	0	0	1	2	0	1	0	1	12	
22	TCHIENGANG, Steve	0	1-9	0-1	0-0	1	3	4	2	10	1	1	0	0	21	
44	ODUM, Rod	1	1-3	0-1	0-0	1	3	4	1	2	1	1	0	0	14	
	Team		22-64	7-20	18-24	14	27	41	17	75	14	10	1	4	225	

No.	Player	Total			3-Pr			Rebounds			PF	TP	A	TO	Stk	Min
		FG	FGA	FT	FTA	Off	Def	Total	FG	FGA						
11	HARRIS, Cameron	1	1-1	0-0	0-0	1	2	3	2	4	1	0	1	0	17	
10	JACKSON, Lakari	1	7-13	1-1	0-0	1	2	3	0	15	3	0	0	0	40	
44	MULDROW, Sam	1	6-18	2-7	0-0	7	7	14	4	16	0	3	10	1	36	
22	RICHARDSON, Brian	0	0-2	0-0	0-0	0	0	0	0	0	0	0	0	0	9	
22	ELLINGTON, Bruce	0	8-21	0-1	0-1	3	4	7	2	22	4	2	0	2	38	
31	SPINELLA, Stephen	0	0-0	0-0	0-0	0	0	0	0	0	0	0	0	0	9	
22	SMITH, Eric	0	2-0	0-0	0-0	0	0	0	0	4	0	0	0	12		
10	GALLOWAY, Rameen	0	0-14	1-5	0-0	1	3	4	2	10	3	1	0	0	35	
10	COOKE, Mark	0	1-5	0-0	0-0	0	0	0	0	1	1	1	1	1	30	
33	SLAWSON, RJ	1	1-1	0-0	0-0	0	0	0	1	2	0	1	0	0	3	
	Team		33-71	10-21	7-12	18	29	48	17	83	12	6	12	4	225	

FG % 1st Half: 55.6% 2nd Half: 44.9% OT: 100.0% Game: 44.6% 3rd Half: 44.0% 4th Half: 52.9%
3FG % 1st Half: 33.3% 2nd Half: 30.0% OT: 100.0% Game: 33.3% 3rd Half: 50.0% 4th Half: 50.0%
FT % 1st Half: 83.3% 2nd Half: 71.4% OT: 0.0% Game: 71.4%

Game 15 • Jan. 12, 2011

Georgia 66
at Vanderbilt 73
Nashville, Tenn. (Memorial Gym)

No.	Player	Total			3-Pr			Rebounds			PF	TP	A	TO	Stk	Min
		FG	FGA	FT	FTA	Off	Def	Total	FG	FGA						
33	THOMPSON, Trey	1	5-14	0-0	0-0	1	12	13	4	13	1	2	2	3	35	
40	PRICE, Jeremy	1	1-6	0-0	0-0	0	0	0	5	2	0	1	0	0	12	
31	LESLIE, Travis	0	0-16	0-1	0-0	10	3	13	2	21	5	4	0	1	29	
23	WARE, Dustin	0	1-9	0-0	0-0	0	0	0	2	3	4	0	0	4	31	
22	ROBINSON, Gerald	0	7-15	3-5	0-0	3	2	5	3	20	2	2	1	2	34	
22	THORNTON, Marcus	0	0-1	0-0	0-0	0	2	2	0	0	0	1	0	0	15	
31	SARNES, Chris	0	0-2	0-0	0-0	1	2	3	4	0	0	2	1	0	11	
30	WILLIAMS, Dante	1	1-3	0-0	0-0	1	0	1	1	2	0	0	0	5		
22	NOLTE, Connor	1	1-2	0-0	1-2	1	2	3	2	3	0	0	0	0	11	
31	BRANTLEY, Sherman	1	1-4	0-3	0-0	0	0	0	0	2	0	1	0	1	14	
	Team		25-72	5-21	11-15	20	24	44	23	50	14	14	4	11	200	

No.	Player	Total			3-Pr			Rebounds			PF	TP	A	TO	Stk	Min
		FG	FGA	FT	FTA	Off	Def	Total	FG	FGA						
28	GOULBOURNE, Lance	1	2-5	0-1	0-0	2	8	10	0	0	1	4	1	1	33	
44	TAYLOR, Jeffery	1	5-12	1-4	0-7	0	5	5	3	15	3	1	0	0	29	
22	EZELI, Festus	0	6-10	0-0	0-0	4	6	10	3	10	0	2	1	4	26	
31	TINSLEY, Brad	0	3-8	1-3	0-2	1	4	5	0	16	1	3	0	1	36	
22	JENKINS, John	0	4-10	3-6	1-4	0	3	4	16	2	3	1	2	33		
11	FULLER, Kyle	0	0-1	0-0	0-0	0	0	0	1	2	1	0	0	0	12	
22	TCHIENGANG, Steve	0	0-4	0-1	0-0	1	0	1	2	0	0	0	0	0	14	
44	ODUM, Rod	1	1-2	0-0	0-0	0	0	0	3	3	0	1	0	0	17	
	Team		21-60	6-17	25-55	9	27	30	16	73	8	15	3	9	200	

FG % 1st Half: 46.7% 2nd Half: 40.0% Game: 45.2% 3rd Half: 50.0% 4th Half: 30.0%
3FG % 1st Half: 33.3% 2nd Half: 20.0% OT: 0.0% Game: 33.3% 3rd Half: 50.0% 4th Half: 50.0%
FT % 1st Half: 83.3% 2nd Half: 83.3% Game: 75.0%

NASHVILLE - Over the past six games Vanderbilt (No. 24 AP) has gotten used to playing without its roster intact. It's a good thing, too, because it may be a while before coach Kevin Stallings can utilize his full complement of players.

The Commodores (11-2) were without two starters Sunday, including leading scorer John Jenkins. It mattered little, though, as they blasted Davidson 80-52.

Jeffery Taylor scored 22 points for Vanderbilt, while Brad Tinsley and Steve Tchiengang each added 14 and Festus Ezeli chipped in 12. Tinsley, a 6-foot-3 guard, was the game's leading rebounder with 10.

Taylor finished 6 of 10 from the field and 9 of 10 from the free throw line. Vanderbilt shot 43.4 percent (23 of 53) and held Davidson to a season-low 29.3 percent (22 of 75).

Jenkins, a sophomore shooting guard who is averaging 17.8 points per game, and Andre Walker, a 6-7 junior forward who averages 4.1 points, 4.4 rebounds and 3.9 assists, both sustained injuries in practice.

Freshman Chris Czerapowicz had 16 points to lead Davidson (7-6). Jake Cohen, the Wildcats' leading scorer at 14.9 points, was held to a season-low two points. He fouled out with 9:06 to play.

Vanderbilt used a 15-0 run to take a 23-6 lead with 11:05 to go in the first half. Tchiengang started the run with a 3-pointer on the right wing, and Tinsley capped it 5 minutes later with a 3-pointer from almost the identical spot.

Notes

- The Commodores led at halftime (52-24) for the eighth time this season. VU is 8-0 on the season when leading at the half.
- The 28 point halftime lead was the second largest of the season for the Commodores. VU lead SE Louisiana by 29 at halftime (12/18/10)
- This was the 11th half of 50% or better shooting for the Commodores.
- This was the fifth half the Commodores held their opponents to below 30% shooting.
- With 22 points, Jeffery Taylor became the 41st player in Vanderbilt history to score 1,000 points.

COLUMBIA, S.C. - South Carolina was up eight and as the final seconds ticked away, Vanderbilt went up for what appeared to be a meaningless layup.

But the Gamecocks' Sam Muldrow leaped up, got his fingertips on the ball, and ended up in his school's record books, getting just the second triple-double in South Carolina's history in an 83-75 win over the No. 22 Commodores in Columbia.

Muldrow owned overtime, getting five points, including a crucial 3, and four blocks in the extra period.

Freshman Bruce Ellington, in his first league game, got the Gamecocks (10-4, 1-0) to overtime. He scored 12 of the Gamecocks final 15 points in regulation -- burying four 3-pointers in seven minutes, including the final points of the second half that tied it at 72 with 2:09 to go.

He then gave South Carolina its first lead of the game with a layup



2010-11 RECAPS

Game 16 • Jan. 15, 2011

Vanderbilt 64
at Tennessee 67
Knoxville, Tenn. (Thompson-Boling Arena)

Vanderbilt 64 - 12-4, 1-2 SEC

Player	FG	3Pt	FT	REB	PF	TP	A TO	Bk	St	Mis		
10 GOULBOURNE, Lance	1-1	0-0	0-0	1	5	0	0	0	1	1	21	
11 TAYLOR, Jeffery	1-1	0-0	0-0	2	4	0	0	0	0	0	37	
12 EZELI, Festus	4-5	0-0	0-0	3	3	3	9	1	3	4	28	
13 TINSLEY, Brad	0-0	0-0	0-0	0	0	0	2	12	5	2	1	34
14 JENKINS, John	0-0	0-0	0-0	0	0	0	0	2	3	0	1	35
15 FULLER, Kyle	0-0	0-0	0-0	0	0	0	0	0	1	0	0	10
16 TCHIENGANG, Steve	0-0	0-0	0-0	0	1	1	2	0	0	0	1	12
17 ODOM, Rod	0-0	0-0	0-0	0	4	0	0	0	0	0	0	22
18 DUFFY, Joe	0-0	0-0	0-0	0	0	0	0	0	0	0	0	1
Team	27-51	3-58	17-22	12	30	42	15	64	8	21	6	200

FG % 1st half: 10.0% 27.3% 2nd half: 19.2% 35.9% Game: 21.0% 31.2%
 3PT % 1st half: 0.0% 22.2% 2nd half: 0.0% 33.3% Game: 0.0% 21.6%
 FT % 1st half: 0.0% 75.0% 2nd half: 11.1% 78.6% Game: 17.0% 77.3%

Tennessee 67 - 11-6, 1-2 SEC

Player	FG	3Pt	FT	REB	PF	TP	A TO	Bk	St	Mis		
10 Harris, Tobias	1-1	0-1	0-0	3	0	0	3	11	1	2	0	32
11 Fields, John	2-1	0-0	0-0	1	0	1	3	2	0	1	2	14
12 Goins, Melvin	1-10	0-1	2-2	2	1	3	1	4	2	1	0	31
13 Tatum, Cameron	0-10	0-0	0-0	0	2	2	0	12	1	3	0	21
14 Hopkins, Scotty	0-0	0-0	0-1	1	0	0	1	10	3	1	0	22
15 Gadden, Tom	0-1	0-0	0-0	0	0	0	0	0	1	1	0	10
16 McBee, Skylar	2-0	0-0	0-0	1	1	2	1	10	1	0	3	14
17 Pruitt, Steven	0-1	0-0	0-0	0	0	0	0	0	0	0	0	8
18 Bone, Josh	0-0	0-1	0-0	0	0	0	0	0	0	0	0	12
19 Williams, Brian	0-0	0-0	0-0	0	4	12	3	3	1	0	2	26
Team	26-74	0-19	11-13	10	22	31	37	10	11	4	12	200

FG % 1st half: 0.0% 33.3% 2nd half: 19.0% 45.7% Game: 28.7% 39.7%
 3PT % 1st half: 0.0% 0.0% 2nd half: 0.0% 50.0% Game: 0.0% 21.7%
 FT % 1st half: 0.0% 66.7% 2nd half: 0.0% 69.2% Game: 11.1% 84.6%

Offense: Strong shooting, ball movement, clean play
 Technical fouls: Vanderbilt: Steve Williams, Tennessee: none
 Attendance: 21,190
 Associated Press Photo: Andy Lyons is working tonight for Tennessee today
 Game by quarters: 1st 2nd 3rd 4th Total
 Vanderbilt 17 20 17 10 64
 Tennessee 17 22 18 10 67
 Lead PG - 101 (Jan 15, 07) 101 (Jan 15, 07)
 Largest lead - 10 by 17 (Jan 15, 07) 10 by 17 (Jan 15, 07)

Game 17 • Jan. 19, 2011

Ole Miss 74
at Vanderbilt 84
Nashville, Tenn. (Memorial Gym)

Ole Miss 74 - 12-7, 0-4 SEC

Player	FG	3Pt	FT	REB	PF	TP	A TO	Bk	St	Mis		
11 Henry, Terrance	1-4	0-3	0-0	1	1	2	1	11	1	4	0	30
12 Buckner, Reginald	1-4	0-0	0-0	2	3	3	5	0	1	0	1	12
13 Warren, Chris	2-5	0-0	0-0	0	3	3	0	17	1	0	0	30
14 Williams, Nick	0-2	0-0	0-0	1	2	4	2	4	1	1	0	14
15 Graham, Zach	0-1	0-0	0-0	1	4	3	1	14	2	0	1	35
16 Nelson, Dandrea	0-5	0-4	0-0	0	1	1	2	17	2	0	0	24
17 Short, Steadman	1-3	0-0	1-2	2	2	3	3	3	1	0	0	20
18 Gaikis, Trevor	1-4	0-0	0-0	1	0	1	3	2	3	1	0	18
19 Cox, Demarco	0-0	0-0	0-0	0	0	0	1	0	0	0	0	2
Team	27-61	0-20	14-14	8	18	22	74	9	6	6	9	200

FG % 1st half: 10.0% 40.0% 2nd half: 12.0% 36.4% Game: 27.0% 46.2%
 3PT % 1st half: 0.0% 0.0% 2nd half: 0.0% 0.0% Game: 0.0% 0.0%
 FT % 1st half: 10.0% 80.0% 2nd half: 0.0% 38.5% Game: 16.0% 87.5%

Vanderbilt 84 - 12-4, 2-2 SEC

Player	FG	3Pt	FT	REB	PF	TP	A TO	Bk	St	Mis		
10 GOULBOURNE, Lance	1-0	1-2	0-0	3	12	10	2	14	3	1	0	30
11 TAYLOR, Jeffery	1-1	0-0	0-0	1	0	1	1	10	0	0	0	34
12 EZELI, Festus	0-0	0-0	0-0	0	0	0	3	10	1	1	0	18
13 TINSLEY, Brad	0-0	0-0	0-0	0	2	2	1	18	1	3	0	26
14 JENKINS, John	0-0	0-0	0-0	0	0	0	0	0	0	0	0	39
15 FULLER, Kyle	0-0	0-0	0-0	0	0	0	0	0	0	0	0	6
16 TCHIENGANG, Steve	0-0	0-0	0-0	0	1	1	0	0	0	0	0	9
17 ODOM, Rod	2-3	0-1	0-0	1	1	2	0	1	1	0	0	18
Team	24-50	8-18	29-34	11	30	41	15	84	15	15	1	200

FG % 1st half: 10.0% 50.0% 2nd half: 11.3% 49.6% Game: 30.0% 48.0%
 3PT % 1st half: 0.0% 0.0% 2nd half: 0.0% 50.0% Game: 0.0% 50.0%
 FT % 1st half: 0.0% 100.0% 2nd half: 20.0% 50.0% Game: 20.0% 49.4%

Offense: Jim Lindsey, Mike Mills, Anthony Jordan
 Technical fouls: Ole Miss: none, Vanderbilt: none
 Attendance: 14,132
 Game by quarters: 1st 2nd 3rd 4th Total
 Vanderbilt 22 22 14 26 84
 Ole Miss 20 18 22 14 74
 Lead PG - 101 (Jan 19, 05) 101 (Jan 19, 05)
 Largest lead - 10 by 4 (Jan 19, 05) 10 by 10 (Jan 19, 05)

Game 18 • Jan. 22, 2011

St. Mary's 70
at Vanderbilt 89
Nashville, Tenn. (Memorial Gym)

Saint Mary's 70 - 17-3

Player	FG	3Pt	FT	REB	PF	TP	A TO	Bk	St	Mis		
11 STENDEL, Chris	1-0	1-3	0-0	0	2	2	5	1	2	1	0	20
12 JONES, Rob	1-1	0-0	0-0	1	5	0	2	15	1	4	0	30
13 WILLIAMS, Tim	1-2	0-0	0-0	0	1	1	3	4	0	0	0	8
14 DELLAVEDOVA, Matthew	0-1	0-0	0-0	0	1	1	3	10	4	4	0	40
15 MCCONNELL, Mickey	0-0	0-0	0-0	0	0	0	0	0	1	0	0	17
16 YOUNG, Mitchell	0-1	0-0	0-0	1	1	2	5	0	0	1	0	11
17 HOLT, Stephen	0-0	0-0	0-0	0	0	0	0	0	0	0	0	18
18 WALKER, Kenon	0-0	0-0	0-0	0	0	0	0	0	0	0	0	19
19 SENSON, Phil	0-0	0-0	0-0	0	0	0	0	0	0	0	0	2
Team	20-42	6-23	13-15	12	13	21	25	74	16	13	3	200

FG % 1st half: 13.3% 38.5% 2nd half: 13.3% 38.5% Game: 26.0% 41.9%
 3PT % 1st half: 0.0% 22.2% 2nd half: 0.0% 26.7% Game: 0.0% 26.7%
 FT % 1st half: 0.0% 0.0% 2nd half: 10.0% 80.0% Game: 10.0% 80.0%

Vanderbilt 89 - 14-4

Player	FG	3Pt	FT	REB	PF	TP	A TO	Bk	St	Mis		
10 GOULBOURNE, Lance	1-0	1-1	0-0	4	0	0	3	15	2	0	0	32
11 TAYLOR, Jeffery	1-0	0-0	0-0	1	0	1	1	10	1	0	0	30
12 EZELI, Festus	1-3	0-0	0-0	3	1	4	0	8	0	4	0	18
13 TINSLEY, Brad	0-0	0-0	0-0	0	2	2	1	18	4	2	0	25
14 JENKINS, John	0-0	0-0	0-0	0	0	0	0	0	0	0	0	35
15 MERMETHER, Chris	0-0	0-0	0-0	0	1	1	0	0	0	0	0	1
16 FULLER, Kyle	0-0	0-0	0-0	0	0	0	0	0	0	0	0	12
17 SMART, Jordan	0-0	0-0	0-0	0	0	0	0	0	0	0	0	2
18 TCHIENGANG, Steve	1-1	1-1	0-0	1	0	1	0	3	0	0	0	13
19 ODOM, Rod	0-0	0-0	0-0	0	0	0	0	0	0	0	0	18
20 DUFFY, Joe	0-1	0-1	0-0	0	0	0	0	0	0	0	0	1
Team	20-50	11-22	26-32	13	20	25	18	89	14	23	3	200

FG % 1st half: 13.3% 45.5% 2nd half: 13.3% 45.5% Game: 20.0% 60.0%
 3PT % 1st half: 0.0% 0.0% 2nd half: 0.0% 0.0% Game: 0.0% 0.0%
 FT % 1st half: 11.1% 55.6% 2nd half: 10.0% 70.6% Game: 20.0% 61.5%

Offense: Kevin Stallings, Steve Allen, Grant Stewart
 Technical fouls: Saint Mary's: none, Vanderbilt: none
 Attendance: 14,132
 Game by quarters: 1st 2nd 3rd 4th Total
 Saint Mary's 18 18 18 16 70
 Vanderbilt 22 22 14 26 89
 Lead PG - 101 (Jan 22, 04) 101 (Jan 22, 04)
 Largest lead - 10 by 17 (Jan 22, 04) 17 by 21 (Jan 22, 04)

KNOXVILLE - Tobias Harris hit a layup and a pair of free throws in the final 1:09 as Tennessee erased a 17-point deficit to beat Vanderbilt 67-64.

After Harris' layup with 1:09 left and a timeout, John Jenkins stepped out of bounds with 44 seconds left. Melvin Goins missed two shots for the Vols, and Brad Tinsley fouled Brian Williams with 2.7 seconds left as he grabbed the rebound.

Instead of letting Tennessee take the ball in bounds, Rod Odom fouled Tobias Harris, sending him to the line for one-and-one. Harris hit both shots, and Williams stole the ball as Tinsley threw it in bound and the clock ran out.

It was the second time this season the Commodores watched a solid lead unravel. In an 83-75 overtime loss to South Carolina on Jan. 8, the Dores led by 11 points with 8:42 in the second half when the Gamecocks went on a 20-9 run to close out regulation.

Vanderbilt pushed the first-half margin to 17 points on a free throw by Tinsley with 2:03 before halftime, but Tennessee put together a modest 7-0 run to close the half and cut the halftime margin to 30-20 in favor of the Dores.

The Vols used 48.7 percent shooting after the break to slowly chip away at the Commodores' lead, and a 3-pointer by Cameron Tatum with 3:03 to go gave them their first lead of the second half. Harris finished with 15 points, Tatum had 12 and Skylar McBee had 10.

Jenkins led the Commodores (12-4, 1-2) with 21 points, Jeffery Taylor had 14 and Tinsley 12.

Notes

- Vanderbilt held Tennessee to 20.0% (7-35) shooting in the first half, the lowest percentage an opponent has had against the Commodores this season.
- Tennessee's seven first-half field goals are the fewest an opponent has made against Vanderbilt this season and is one lower than Western Kentucky had on December 1.
- Jenkins recorded his eighth 20-point game of the season (21 points) and tenth of his career.
- Festus Ezeli's six blocked shots matched a career-high set against Missouri on December 8.

NASHVILLE - John Jenkins led five Commodores in double figures with 20 points, and Vanderbilt beat Mississippi 84-74 to send the Rebels to their worst start in Southeastern Conference play since 2000.

The Commodores (13-4, 2-2) needed this win on their home court after dropping their first two road games in the SEC and falling to the bottom of the Eastern Division.

Mississippi (12-7, 0-4) now is off to its worst league start since dropping its first five SEC games in 2000.

Festus Ezeli had 16 points after going 10 of 12 at the free-throw line for Vanderbilt. Jeff Taylor had 15 points, and Lance Goulbourne had 14 and tied the Stallings' era team record with 16 rebounds for Vanderbilt. Dawid Przybyszewski last had 16 rebounds Nov. 19, 2004. Brad Tinsley added 14 points.

Chris Warren and Dandrea Nelson had 17 apiece for Ole Miss, Zach Graham 14 and Terrance Henry 11.

The Commodores outshot Ole Miss all over the court, hitting 8-of-16 from beyond the arc and had a big edge at the foul line (28-of-34 compared to 14-of-16). Vandy also outrebounded Ole Miss 41-25.

Ole Miss led 42-39 at halftime after surviving a cold shooting start when the Rebels hit just three of their first 11 shots, and Warren was just 2-of-8 from the floor in the first half. Vanderbilt led by as much as nine early, before the Rebels finally warmed up.

Notes

- Lance Goulbourne recorded his first-career double-double with 14 points and 16 rebounds.
- Goulbourne had a career-high 16 rebounds, topping his previous best of 14 set against South Carolina on January 8.
- Festus Ezeli's 10 made free throws matched a career-high set against Belmont on December 4.
- Five different Commodores scored in double-digits for the third time this season and the team moves to 3-0 when doing so.
- For the 11th straight game Vanderbilt attempted more free-throws than its opponent dating back to the Western Kentucky game on December 1.

NASHVILLE - Kevin Stallings can't wait to see how his Vanderbilt Commodores play once they really heal up.

John Jenkins and Jeffery Taylor both scored 19 points and Vanderbilt beat Saint Mary's (No. 21 ESPN/USA Today, No. 22 AP) 89-70 to snap the Gaels' 11-game winning streak in the last nonconference game for both teams.

Vanderbilt (14-4) improved to 3-1 against the Top 25 this season and 2-0 against the Gaels. The Commodores won their second straight by closing out the first half with a 21-5 run and with sizzling shooting from beyond the arc (11-of-22) to make up for their two big men -- Festus Ezeli and Steve Tchiengang -- limited to a combined 31 minutes because of injuries.

Brad Tinsley had a season-high 18 for Vandy. Lance Goulbourne had 15 points and 10 rebounds for his second straight double-double, and Tinsley called this a big confidence booster against a ranked team.

Saint Mary's (17-3) hadn't lost since Dec. 1 to San Diego State, and this loss is a tough end to a week when the Gaels moved into the rankings for the first time since Jan. 26, 2006.

Matthew Dellavedova led the Gaels with 19 points. Rob Jones had 15, and Stephen Holt 11.

Notes

- The 19-point win matches the third largest margin of victory over a ranked opponent in the Stallings era. It marked the largest margin of victory over a ranked non-conference foe in the Stallings era.
- Vanderbilt has now won 21 consecutive games against non-conference opponents at Memorial Gym and finished the season 9-0 at home against non-conference foes.
- Vanderbilt moved to 3-1 this season against ranked opponents.
- Vanderbilt shot 50% or better from three for the fourth time this season (11-22). The Commodores are 4-0 in those games.
- The 11 three-point field goals are the most since making 13 against Southeastern Louisiana on December 18, 2010.
- For the second straight game, Lance Goulbourne had a double-double, scoring 15 points and grabbing 10 rebounds.



2010-11 RECAPS

Game 19 • Jan. 27, 2011

Vanderbilt 81
 at Mississippi State 74
 Starkville, Miss. (Humphrey Coliseum)

Vanderbilt 81 - 15-4, 3-2

Player	Total			3-Pt		Rebounds			PF	TP	A	TO	Stk	Min
	FG	FGA	FT	FTA	Off	Def	Tot							
30 GOULBOURNE, Lance	7	15	2	3	4	2	9	1	3	1	1	1	36	
21 TAYLOR, Jeffrey	7	15	4	4	2	3	5	2	25	2	1	3	36	
31 EZELI, Festus	5	10	4	7	2	3	2	6	14	0	3	1	15	
11 TINSLEY, Brad	5	12	2	4	0	4	4	0	0	0	0	0	34	
23 JENKINS, John	5	11	2	4	1	5	5	1	21	1	0	2	17	
11 FULLER, Kyle	5	11	2	4	1	1	1	1	2	0	0	1	37	
11 TCHIENGANG, Steve	4	13	2	4	2	4	2	3	0	2	0	0	22	
30 ODOM, Rod	3	2	0	0	1	1	3	0	0	0	0	0	7	
Totals	38-62	62-105	21-31	33-58	13	25	38	10	51	0	0	7	200	

FG % 1st Half: 50.0% 2nd Half: 52.0% 3rd Half: 52.0% 4th Half: 51.8% Game: 50.0% 51.8%
 3PT % 1st Half: 33.3% 2nd Half: 33.3% 3rd Half: 33.3% 4th Half: 33.3% Game: 33.3% 33.3%
 FT % 1st Half: 66.7% 2nd Half: 66.7% 3rd Half: 66.7% 4th Half: 66.7% Game: 66.7% 66.7%

Mississippi State 74 - 10-4, 0-3

Player	Total			3-Pt		Rebounds			PF	TP	A	TO	Stk	Min
	FG	FGA	FT	FTA	Off	Def	Tot							
11 Renardo Sidney	7	15	2	4	2	4	2	0	0	2	1	0	13	
31 Ravi Johnson	7	15	2	4	2	4	2	0	0	2	1	0	36	
11 Dee Bost	6	15	2	4	1	4	2	1	0	2	0	0	37	
11 Riley Benack	5	10	2	4	1	1	2	2	0	1	1	0	20	
11 John Steale	5	10	2	4	1	1	2	1	5	2	1	0	12	
11 Steve Smith	5	10	2	4	0	0	1	0	0	0	0	0	7	
31 Brian Bryant	5	10	2	4	1	2	3	1	2	0	2	1	2	
11 Wendell Lawrence	3	10	2	4	4	4	4	0	1	1	1	1	19	
31 John Ross	3	10	2	4	1	2	3	0	0	0	0	0	9	
Totals	38-62	62-105	21-31	33-58	6	28	22	14	10	12	5	10	200	

FG % 1st Half: 44.4% 2nd Half: 44.4% 3rd Half: 44.4% 4th Half: 44.4% Game: 44.4% 44.4%
 3PT % 1st Half: 33.3% 2nd Half: 33.3% 3rd Half: 33.3% 4th Half: 33.3% Game: 33.3% 33.3%
 FT % 1st Half: 66.7% 2nd Half: 66.7% 3rd Half: 66.7% 4th Half: 66.7% Game: 66.7% 66.7%

Officials: Tony Evans, Matt Smith, Bruce Bondard
 Facilities: Steve Johnson, Mike Smith, Steve Bondard
 Attendance: 12,119
 Vandy #17 leads all SEC 3rd of season half
 Vandy #17 leads all SEC 1st of second half

Player by minutes

Player	MP	FG	FGA	FT	FTA	Reb	PF	TP	Stk
GOULBOURNE, Lance	36	7	15	2	4	9	3	1	36
TAYLOR, Jeffrey	36	7	15	4	4	5	2	2	36
EZELI, Festus	15	5	10	4	7	2	6	14	0
TINSLEY, Brad	34	5	12	2	4	4	0	0	0
JENKINS, John	17	5	11	2	4	5	1	21	1
FULLER, Kyle	37	5	11	2	4	1	1	2	0
TCHIENGANG, Steve	22	4	13	2	4	2	3	0	2
ODOM, Rod	7	3	2	0	0	1	3	0	0

Last FG: 15:30 (1st half) by 30 GOULBOURNE, Lance
 Largest lead: 18 by 15:30 (1st half) by 30 GOULBOURNE, Lance

Score sheet: 12 lines
 Lead changed: 10 times

Game 19 • Jan. 27, 2011

Game 19 • Jan. 27, 2011

Game 19 • Jan. 27, 2011

Game 19 • Jan. 27, 2011

Game 19 • Jan. 27, 2011

Game 19 • Jan. 27, 2011

Game 19 • Jan. 27, 2011

Game 19 • Jan. 27, 2011

Game 19 • Jan. 27, 2011

Game 19 • Jan. 27, 2011

Game 19 • Jan. 27, 2011

Game 19 • Jan. 27, 2011

Game 19 • Jan. 27, 2011

Game 19 • Jan. 27, 2011

Game 19 • Jan. 27, 2011

Game 19 • Jan. 27, 2011

Game 19 • Jan. 27, 2011

Game 19 • Jan. 27, 2011

Game 19 • Jan. 27, 2011

Game 19 • Jan. 27, 2011

Game 19 • Jan. 27, 2011

Game 19 • Jan. 27, 2011

Game 19 • Jan. 27, 2011

Game 19 • Jan. 27, 2011

Game 19 • Jan. 27, 2011

Game 19 • Jan. 27, 2011

Game 19 • Jan. 27, 2011

Game 19 • Jan. 27, 2011

Game 19 • Jan. 27, 2011

Game 19 • Jan. 27, 2011

Game 19 • Jan. 27, 2011

Game 19 • Jan. 27, 2011

Game 19 • Jan. 27, 2011

Game 19 • Jan. 27, 2011

Game 19 • Jan. 27, 2011

Game 19 • Jan. 27, 2011

Game 19 • Jan. 27, 2011

Game 19 • Jan. 27, 2011

Game 19 • Jan. 27, 2011

Game 19 • Jan. 27, 2011

Game 19 • Jan. 27, 2011

Game 19 • Jan. 27, 2011

Game 19 • Jan. 27, 2011

Game 19 • Jan. 27, 2011

Game 19 • Jan. 27, 2011

Game 19 • Jan. 27, 2011

Game 19 • Jan. 27, 2011

Game 19 • Jan. 27, 2011

Game 19 • Jan. 27, 2011

Game 19 • Jan. 27, 2011

Game 19 • Jan. 27, 2011

Game 19 • Jan. 27, 2011

Game 20 • Jan. 29, 2011

Arkansas 89
 at Vanderbilt 78
 Nashville, Tenn. (Memorial Gym)

Arkansas 89 - 14-6, 4-3 SEC

Player	Total			3-Pt		Rebounds			PF	TP	A	TO	Stk	Min
	FG	FGA	FT	FTA	Off	Def	Tot							
21 JOHNSON, DeSean	1	1	0	0	0	0	0	1	3	4	2	0	0	0
11 POWELL, Marshaun	1	3	0	1	1	3	4	2	0	0	0	0	16	
11 BRITT, Marcus	1	2	0	1	2	2	2	4	0	0	0	0	20	
11 CLARKE, Rotnei	8	12	4	6	0	2	2	36	0	0	0	0	33	
30 PETERSON, Jeff	5	9	2	2	0	3	3	1	2	2	1	1	19	
11 WARD, Marquis	5	12	0	3	1	0	5	5	0	1	0	1	23	
11 BRYANT, Glenn	3	4	0	0	3	3	2	5	1	0	2	0	17	
11 WAITHE, Marvell	3	4	0	0	2	2	3	2	3	0	0	0	6	
11 NOBLE, Julius	3	4	0	0	1	2	3	4	1	7	4	1	24	
11 SANCHEZ, Michael	3	12	0	0	4	2	3	20	2	2	0	1	33	
Totals	37-64	118	20-28	30-54	9	31	34	89	0	0	0	0	200	

FG % 1st Half: 50.0% 2nd Half: 52.0% 3rd Half: 52.0% 4th Half: 51.8% Game: 50.0% 51.8%
 3PT % 1st Half: 33.3% 2nd Half: 33.3% 3rd Half: 33.3% 4th Half: 33.3% Game: 33.3% 33.3%
 FT % 1st Half: 66.7% 2nd Half: 66.7% 3rd Half: 66.7% 4th Half: 66.7% Game: 66.7% 66.7%

Vanderbilt 78 - 15-5, 3-3 SEC

Player	Total			3-Pt		Rebounds			PF	TP	A	TO	Stk	Min
	FG	FGA	FT	FTA	Off	Def	Tot							
30 GOULBOURNE, Lance	1	2	0	0	0	0	0	3	0	2	1	0	17	
21 TAYLOR, Jeffrey	1	5	2	2	2	0	2	13	4	3	1	3	34	
31 EZELI, Festus	1	2	0	0	2	4	7	3	18	0	4	0	32	
11 TINSLEY, Brad	8	20	2	4	0	0	2	8	2	2	0	0	32	
23 JENKINS, John	6	10	2	4	0	2	3	24	1	0	1	1	37	
11 MERWETHER, Chris	6	10	0	0	0	0	0	8	0	0	0	0	34	
11 FULLER, Kyle	6	10	0	0	0	0	0	3	0	3	1	0	13	
11 SMART, Jordan	6	10	0	0	0	0	0	0	0	0	0	0	34	
11 TCHIENGANG, Steve	1	1	0	0	0	0	0	3	0	0	0	0	9	
30 ODOM, Rod	3	3	0	0	1	1	4	12	0	1	0	0	27	
31 DUFFY, Joe	0	0	0	0	0	0	0	0	0	0	0	0	5	
Totals	37-64	118	20-28	30-54	9	31	34	89	0	0	0	0	200	

FG % 1st Half: 50.0% 2nd Half: 52.0% 3rd Half: 52.0% 4th Half: 51.8% Game: 50.0% 51.8%
 3PT % 1st Half: 33.3% 2nd Half: 33.3% 3rd Half: 33.3% 4th Half: 33.3% Game: 33.3% 33.3%
 FT % 1st Half: 66.7% 2nd Half: 66.7% 3rd Half: 66.7% 4th Half: 66.7% Game: 66.7% 66.7%

Officials: Tony Evans, Matt Smith, Bruce Bondard
 Facilities: Steve Johnson, Mike Smith, Steve Bondard
 Attendance: 12,119
 Vandy #17 leads all SEC 3rd of season half
 Vandy #17 leads all SEC 1st of second half

Player by minutes

Player	MP	FG	FGA	FT	FTA	Reb	PF	TP	Stk
GOULBOURNE, Lance	17	1	2	0	0	3	0	2	17
TAYLOR, Jeffrey	34	1	5	2	2	13	4	3	34
EZELI, Festus	32	1	2	0	0	7	3	18	0
TINSLEY, Brad	32	8	20	2	4	0	0	2	32
JENKINS, John	37	6	10	2	4	0	2	24	1
MERWETHER, Chris	34	6	10	0	0	0	0	8	0
FULLER, Kyle	13	6	10	0	0	0	0	3	1
SMART, Jordan	34	6	10	0	0	0	0	0	0
TCHIENGANG, Steve	9	1	1	0	0	0	0	3	0
ODOM, Rod	27	3	3	0	0	1	1	4	12
DUFFY, Joe	5	0	0	0	0	0	0	0	0

Last FG: 15:30 (1st half) by 30 GOULBOURNE, Lance
 Largest lead: 18 by 15:30 (1st half) by 30 GOULBOURNE, Lance

Score sheet: 12 lines
 Lead changed: 10 times

Game 20 • Jan. 29, 2011

Game 20 • Jan. 29, 2011

Game 20 • Jan. 29, 2011

Game 20 • Jan. 29, 2011

Game 2



2010-11 RECAPS

Game 22 • Feb. 5, 2011

South Carolina..... 60
at Vanderbilt..... 78
Nashville, Tenn. (Memorial Gym)

No.	Player	Total			3-PT			Rebounds			PF	TP	A	TD	BK	St	Min
		FG	FGA	FT	FTA	OR	DR	TR									
10	WARRIE, Garrison	1	1	0	0	0	0	0	0	0	0	0	0	0	0	10	
11	JACKSON, Latham	1	2	0	0	1	1	0	1	0	0	0	0	0	0	11	
12	MULDROW, Sam	1	5	0	0	2	4	0	2	1	0	0	0	0	0	17	
13	GALLOWAY, Ramon	2	15	2	0	1	3	4	5	16	0	4	0	0	0	27	
22	ELLINGTON, Bruce	2	6	1	0	2	2	4	2	13	1	1	0	0	0	36	
23	RICHARDSON, Brian	2	4	1	0	1	1	1	1	0	0	1	0	0	0	11	
24	SMITH, Eric	2	0	0	0	0	0	0	2	2	0	0	0	0	0	15	
33	COOKE, Malik	4	8	0	0	4	4	0	0	12	0	2	0	0	0	39	
35	JEFFERSON, Johnnie	4	8	0	0	0	0	0	0	0	1	0	0	0	0	4	
Team		23	55	9	0	1	4	1	11	18	1	4	0	0	0	200	

Vanderbilt 78 • 16-4, 4-4 SEC	
FG % 1st Half	55.6%
FG % 2nd Half	55.6%
FG % 3rd Half	55.6%
FG % 4th Half	55.6%
FT % 1st Half	100.0%
FT % 2nd Half	100.0%
FT % 3rd Half	100.0%
FT % 4th Half	100.0%

Opposition: South Carolina	
FG % 1st Half	33.3%
FG % 2nd Half	33.3%
FG % 3rd Half	33.3%
FG % 4th Half	33.3%
FT % 1st Half	100.0%
FT % 2nd Half	100.0%
FT % 3rd Half	100.0%
FT % 4th Half	100.0%

NASHVILLE - Vanderbilt coach Kevin Stallings challenged Jeffery Taylor to shut down South Carolina freshman Bruce Ellington.

The junior essentially did just that, allowing Ellington only two of his 13 points when it mattered, and Taylor also hit a career-high four 3-pointers in scoring 17 points as No. 24 Vanderbilt routed South Carolina 78-60 on Saturday to snap a two-game skid.

Ellington scored 22 points in helping South Carolina rally from a 14-point deficit to beat Vanderbilt on Jan. 8 to open Southeastern Conference play, and Stallings told Taylor two days ago that this would be his most important defensive game for the Commodores this season.

John Jenkins scored a game-high 18 points for Vanderbilt. Festus Ezeli added 17, and Brad Tinsley had 11 points and nine assists.

South Carolina (13-8, 4-4) has lost three of four, and this one ties the Gamecocks with Vanderbilt at the bottom of the Eastern Division.

Ramon Galloway led South Carolina with 16 points before fouling out. Malik Cooke scored 12 and Sam Muldrow had 11.

Vanderbilt outshot the Gamecocks all over the court but dominated from beyond the arc. The Commodores hit 11 of 20 from 3-point range, their most 3s against an SEC opponent this season and just two shy of the 13 they hit in beating Southeastern Louisiana in December.

- Notes**
- Vanderbilt wore their gold uniforms for the first time this season.
 - The Commodores won the opening tip and are now 15-3 when doing so.
 - VU went 2-2 from the free throw line in the first half, tying a season-low for free throws attempted in a half. The Commodores went 1-2 in games against Presbyterian and Western Kentucky.
 - Leading 30-23 at the break, it marked the first time that Vanderbilt was on top at halftime in SEC play since leading Tennessee 30-20 on January 15. The Commodores improve to 2-2 when doing so.
 - The Commodores shot 50.9% from the field, improving to 8-1 when shooting 50% or greater on total field goals.

Game 23 • Feb. 10, 2011

Alabama..... 77
at Vanderbilt..... 81
Nashville, Tenn. (Memorial Gym)

No.	Player	Total			3-PT			Rebounds			PF	TP	A	TD	BK	St	Min
		FG	FGA	FT	FTA	OR	DR	TR									
10	Green, Jajmychal	1	8	1	0	1	1	0	4	10	4	20	2	0	0	20	
11	Mitchell, Tony	1	10	1	0	1	2	3	1	2	3	1	1	1	0	36	
12	Heard, Chris	1	4	0	0	1	2	3	4	9	2	1	1	0	0	34	
13	Releford, Trevor	2	7	0	0	3	4	1	3	1	8	1	2	0	0	33	
22	Olsen, Charles	2	0	0	0	0	0	0	1	1	0	1	2	0	0	13	
23	Eden, Ben	2	0	0	0	0	0	0	0	0	0	0	0	0	0	7	
24	Hilman, Sereno	2	7	0	0	0	0	0	3	4	4	1	0	0	0	29	
25	Steak, Andrew	2	5	0	0	1	2	3	1	8	1	0	0	0	0	20	
Team		20	54	2	0	5	10	11	17	20	21	7	14	0	0	210	

Alabama 77 • 15-6, 7-2 SEC	
FG % 1st Half	50.0%
FG % 2nd Half	50.0%
FG % 3rd Half	50.0%
FG % 4th Half	50.0%
FT % 1st Half	100.0%
FT % 2nd Half	100.0%
FT % 3rd Half	100.0%
FT % 4th Half	100.0%

Vanderbilt 81 • 17-6, 5-4 SEC	
FG % 1st Half	50.0%
FG % 2nd Half	50.0%
FG % 3rd Half	50.0%
FG % 4th Half	50.0%
FT % 1st Half	100.0%
FT % 2nd Half	100.0%
FT % 3rd Half	100.0%
FT % 4th Half	100.0%

NASHVILLE - Brad Tinsley sunk his off-balance jumper despite getting fouled and hit the free throw to help seal the victory for Vanderbilt (No. 24 ESPN/USA Today, No. 23 AP) in an 81-77 win over Alabama at Memorial Gym.

JaMychal Green thought he got fouled, too, seconds later only to see officials rule the Alabama forward stepped out of bounds trying to drive the baseline and tie up the game.

With Tinsley's three-point play with 17 seconds left, Vanderbilt beat Southeastern Conference-leading Alabama 81-77 on Thursday night. Alabama coach Anthony Grant said he'd have to check the replay, which he didn't have the benefit of seeing after the game.

Now Vanderbilt (17-6, 5-4) has won the first two games of a three-game homestand with No. 18 Kentucky visiting Saturday to remain knotted with three others for second in the SEC's Eastern Division. Tinsley's shot came off a screen, and he hit the shot even as Trevor Releford hit his arm.

Jenkins finished with a team-high 20 points for Vanderbilt. Jeff Taylor had 19 before fouling out with 90 seconds left, Tinsley had 15 and Ezeli had 11. Taylor said it was great to watch his teammates close out a tight game, but difficult to watch from the bench helpless.

Green finished with 23 points for Alabama, including shooting 10 of 11 at the line. Tony Mitchell scored 22 points, and Releford had 11 before fouling out late.

The Tide came in with the nation's third-stringiest defense and best in the SEC, holding opponents to 57.1 points per game. Vanderbilt is the SEC's best scoring offense, and the Commodores matched what Alabama had been allowing with less than 12 minutes left.

- Notes**
- With the win, Vanderbilt improved to 13-1 at home this year. The Commodores' 81-point performance Thursday marked their 10th time this year that they have scored at least 80 points at home (10-0).
 - Vanderbilt improved to 13-1 on the year when Jeffery Taylor scores at least 15 points. Their only loss came at Missouri when Taylor had 18 points.

Game 24 • Feb. 12, 2011

Kentucky..... 77
at Vanderbilt..... 81
Nashville, Tenn. (Memorial Gym)

No.	Player	Total			3-PT			Rebounds			PF	TP	A	TD	BK	St	Min
		FG	FGA	FT	FTA	OR	DR	TR									
10	Terrence Jones	1	8	1	0	1	1	0	1	23	2	1	0	0	0	38	
11	Josh Harrellson	1	3	0	0	1	1	0	4	7	0	0	0	0	0	34	
12	Darius Miller	2	3	1	0	1	2	3	2	7	1	0	0	0	0	18	
13	Brandon Knight	2	7	1	0	2	3	2	2	28	2	4	1	0	0	38	
14	Deandre Liggins	2	4	1	0	1	2	4	10	3	3	0	0	0	0	33	
15	Jon Hood	2	0	0	0	0	0	0	0	0	0	0	0	0	0	1	
16	Jamod Powell	2	0	0	0	0	0	0	0	0	0	0	0	0	0	3	
17	Donte Lamb	2	0	0	0	0	0	0	0	0	0	0	0	0	0	20	
18	Clay Vargas	2	0	0	0	0	0	0	0	0	0	0	0	0	0	5	
Team		24	48	7	0	1	4	1	14	21	25	7	11	0	0	200	

Kentucky 77 • 17-7, 5-5 SEC	
FG % 1st Half	48.0%
FG % 2nd Half	48.0%
FG % 3rd Half	48.0%
FG % 4th Half	48.0%
FT % 1st Half	77.8%
FT % 2nd Half	77.8%
FT % 3rd Half	77.8%
FT % 4th Half	77.8%

Vanderbilt 81 • 18-6, 6-4 SEC	
FG % 1st Half	50.0%
FG % 2nd Half	50.0%
FG % 3rd Half	50.0%
FG % 4th Half	50.0%
FT % 1st Half	100.0%
FT % 2nd Half	100.0%
FT % 3rd Half	100.0%
FT % 4th Half	100.0%

NASHVILLE - John Jenkins' mother texted him before Vanderbilt's game Saturday and told him to score 25 points or more.

The sophomore guard followed the order. Jenkins scored a career-high 32 points, hitting six 3-pointers, to lift No. 23 Vanderbilt to an 81-77 victory over No. 18 Kentucky despite his sprained right shoulder aching so bad he needed heat at halftime and a big bag of ice afterward. He also made sure to talk to his mother first.

With the win, the Commodores (18-6, 6-4) swept a three-game homestand that will keep them tied for second in the Southeastern Conference's Eastern Division. They came into Saturday tied with Kentucky, Georgia and Tennessee, two losses behind Florida.

Kentucky (17-7, 5-5) dropped to 1-5 on the road in the SEC this season and to the bottom of the East.

Jenkins had Vanderbilt's first 30-point game against the Wildcats since Mike Rhodes had 34 on Jan. 19, 1980, in a loss, and the Commodores' first 30-point game since A.J. Ogilvy had 33 at LSU on March 4, 2009.

Festus Ezeli added 14 points, Steve Tchiengang scored all 12 of his in the first half off and Brad Tinsley had 11 for the Commodores.

Terrence Jones led Kentucky with 25 points, Knight had 20 and Liggins 10. Darius Miller played only 18 minutes before leaving with a groin injury.

- Notes**
- Vanderbilt has won five out of the last six meetings with the Wildcats at Memorial Gym.
 - Vanderbilt's 55% (11-for-20) shooting from beyond the arc matched a season-high previously set against South Carolina on February 5.
 - The Commodores move to 6-0 when shooting 50% or better from three-point range.
 - After making 20 free throws against Kentucky, Vanderbilt is now 11-2 when making 20 or more free throws.
 - VU moved to 14-1 at home this season.
 - John Jenkins made a career-high 11 field goals.
 - Steve Tchiengang had a career-high 12 points against an SEC opponent, topping his previous high of 10 set against South Carolina on January 8, 2011.



2010-11 RECAPS

Game 28 • Feb. 26, 2011

Vanderbilt 90
at LSU 69

Baton Rouge, La. (PMAC)

Vanderbilt 90 • 21-7 (9-4)

#	Player	Total		3-PT		Rebounds		PF	TP	A	T	Stk	Min
		FG	FGA	FT	FTA	OP	Def						
1	Taylor, Jeffery	20	12	2	4	2	2	2	3	1	0	2	34
2	Odom, Rod	18	11	0	0	0	0	1	0	1	0	0	9
3	Ezeli, Festus	17	15	2	2	4	1	1	1	0	4	1	26
4	Tinsley, Brad	16	11	2	4	3	3	1	1	0	0	2	32
5	Jenkins, John	16	14	3	10	2	2	1	3	2	1	1	33
6	Goulbourne, Lance	16	12	4	8	12	17	1	1	0	0	0	31
7	Meriwether, Chris	16	10	0	0	1	1	0	0	0	0	0	21
8	Fuller, Kyle	16	10	0	0	0	0	1	1	0	0	0	13
9	Smart, Jordan	16	10	0	0	0	0	0	0	0	0	0	3
10	Tchengang, Steve	16	10	0	0	1	2	0	0	0	0	1	12
11	Duffy, Joe	16	10	0	0	0	0	1	0	0	0	0	2
12	Walker, Andre	16	10	0	0	0	0	0	1	1	0	1	3
13	Team	16	10	0	0	2	3	0	0	0	0	1	3
14	Totals	211	123	18	39	16	23	14	20	12	10	6	200

FG % 1st Half 57.7% 2nd Half 51.4% Game 51.0% 54.0%
 3PT % 1st Half 0.0% 2nd Half 0.0% Game 0.0% 0.0%
 FT % 1st Half 0.0% 2nd Half 0.0% Game 0.0% 0.0%

LSU 69 • 11-18 (3-11)

#	Player	Total		3-PT		Rebounds		PF	TP	A	T	Stk	Min
		FG	FGA	FT	FTA	OP	Def						
1	White, Marcus	20	12	1	2	1	1	1	2	0	0	0	20
2	Warren, Storm	24	12	0	0	4	4	2	2	1	0	2	34
3	Stringer, Andre	10	14	2	10	0	0	1	1	2	0	0	29
4	Burke, Mike	10	10	0	0	0	0	3	0	1	1	0	22
5	Turner, Ralston	18	12	3	4	3	3	2	1	1	0	1	32
6	Green, Gabe	10	10	0	0	5	7	3	0	1	1	0	15
7	Bass, Chris	10	10	0	0	2	2	1	0	0	2	0	17
8	Ludwig, Eddie	10	10	0	0	1	1	2	0	0	0	0	9
9	Poullitt, Damon	10	10	0	0	0	0	0	0	0	0	0	7
10	Dotson, Ahsan	10	10	0	0	1	3	2	0	0	1	0	15
11	Team	10	10	0	0	3	4	0	0	0	0	0	10
12	Totals	131	122	6	14	17	21	16	10	11	1	0	200

FG % 1st Half 39.0% 2nd Half 39.0% Game 39.0% 31.8%
 3PT % 1st Half 0.0% 2nd Half 0.0% Game 0.0% 0.0%
 FT % 1st Half 0.0% 2nd Half 0.0% Game 0.0% 0.0%

Offense: Gary Maxwell, Rex Green, Lee Gant

Defensive: Tashawn Breaux, Tashawn Breaux, LSU Stars

Attendance: 1720

Game 28 Recap

Lead PG: VU 2nd 07:20, LSU 2nd 07:01

Lead PG: VU 2nd 07:20, LSU 2nd 07:01

Lead PG: VU 2nd 07:20, LSU 2nd 07:01

Lead PG: VU 2nd 07:20, LSU 2nd 07:01

Lead PG: VU 2nd 07:20, LSU 2nd 07:01

Lead PG: VU 2nd 07:20, LSU 2nd 07:01

Lead PG: VU 2nd 07:20, LSU 2nd 07:01

Lead PG: VU 2nd 07:20, LSU 2nd 07:01

Lead PG: VU 2nd 07:20, LSU 2nd 07:01

Lead PG: VU 2nd 07:20, LSU 2nd 07:01

Lead PG: VU 2nd 07:20, LSU 2nd 07:01

Lead PG: VU 2nd 07:20, LSU 2nd 07:01

Lead PG: VU 2nd 07:20, LSU 2nd 07:01

Lead PG: VU 2nd 07:20, LSU 2nd 07:01

Lead PG: VU 2nd 07:20, LSU 2nd 07:01

Lead PG: VU 2nd 07:20, LSU 2nd 07:01

Lead PG: VU 2nd 07:20, LSU 2nd 07:01

Lead PG: VU 2nd 07:20, LSU 2nd 07:01

Lead PG: VU 2nd 07:20, LSU 2nd 07:01

Lead PG: VU 2nd 07:20, LSU 2nd 07:01

Lead PG: VU 2nd 07:20, LSU 2nd 07:01

Lead PG: VU 2nd 07:20, LSU 2nd 07:01

Lead PG: VU 2nd 07:20, LSU 2nd 07:01

Lead PG: VU 2nd 07:20, LSU 2nd 07:01

Lead PG: VU 2nd 07:20, LSU 2nd 07:01

Lead PG: VU 2nd 07:20, LSU 2nd 07:01

Lead PG: VU 2nd 07:20, LSU 2nd 07:01

Lead PG: VU 2nd 07:20, LSU 2nd 07:01

Lead PG: VU 2nd 07:20, LSU 2nd 07:01

Lead PG: VU 2nd 07:20, LSU 2nd 07:01

Lead PG: VU 2nd 07:20, LSU 2nd 07:01

Lead PG: VU 2nd 07:20, LSU 2nd 07:01

Lead PG: VU 2nd 07:20, LSU 2nd 07:01

Lead PG: VU 2nd 07:20, LSU 2nd 07:01

Lead PG: VU 2nd 07:20, LSU 2nd 07:01

Lead PG: VU 2nd 07:20, LSU 2nd 07:01

Lead PG: VU 2nd 07:20, LSU 2nd 07:01

Lead PG: VU 2nd 07:20, LSU 2nd 07:01

Lead PG: VU 2nd 07:20, LSU 2nd 07:01

Lead PG: VU 2nd 07:20, LSU 2nd 07:01

Lead PG: VU 2nd 07:20, LSU 2nd 07:01

Lead PG: VU 2nd 07:20, LSU 2nd 07:01

Lead PG: VU 2nd 07:20, LSU 2nd 07:01

Lead PG: VU 2nd 07:20, LSU 2nd 07:01

Lead PG: VU 2nd 07:20, LSU 2nd 07:01

Lead PG: VU 2nd 07:20, LSU 2nd 07:01

Lead PG: VU 2nd 07:20, LSU 2nd 07:01

Lead PG: VU 2nd 07:20, LSU 2nd 07:01

Lead PG: VU 2nd 07:20, LSU 2nd 07:01

Lead PG: VU 2nd 07:20, LSU 2nd 07:01

Lead PG: VU 2nd 07:20, LSU 2nd 07:01

Lead PG: VU 2nd 07:20, LSU 2nd 07:01

Lead PG: VU 2nd 07:20, LSU 2nd 07:01

Lead PG: VU 2nd 07:20, LSU 2nd 07:01

Lead PG: VU 2nd 07:20, LSU 2nd 07:01

Lead PG: VU 2nd 07:20, LSU 2nd 07:01

Lead PG: VU 2nd 07:20, LSU 2nd 07:01

Lead PG: VU 2nd 07:20, LSU 2nd 07:01

Lead PG: VU 2nd 07:20, LSU 2nd 07:01

Lead PG: VU 2nd 07:20, LSU 2nd 07:01

Lead PG: VU 2nd 07:20, LSU 2nd 07:01

Lead PG: VU 2nd 07:20, LSU 2nd 07:01

Lead PG: VU 2nd 07:20, LSU 2nd 07:01

Lead PG: VU 2nd 07:20, LSU 2nd 07:01

Lead PG: VU 2nd 07:20, LSU 2nd 07:01

Lead PG: VU 2nd 07:20, LSU 2nd 07:01

Lead PG: VU 2nd 07:20, LSU 2nd 07:01

Lead PG: VU 2nd 07:20, LSU 2nd 07:01

Lead PG: VU 2nd 07:20, LSU 2nd 07:01

Lead PG: VU 2nd 07:20, LSU 2nd 07:01

Lead PG: VU 2nd 07:20, LSU 2nd 07:01

Lead PG: VU 2nd 07:20, LSU 2nd 07:01

Game 29 • Mar. 1, 2011

Vanderbilt 66
at Kentucky 68

Lexington, Ky. (Rupp Arena)

Vanderbilt 66 • 21-8, 9-6

#	Player	Total		3-PT		Rebounds		PF	TP	A	T	Stk	Min
		FG	FGA	FT	FTA	OP	Def						
1	Ezeli, Festus	15	12	0	0	0	0	1	2	0	3	1	30
2	Tinsley, Brad	14	11	1	2	1	1	1	0	0	0	0	34
3	Goulbourne, Lance	14	11	1	2	2	7	3	0	2	0	0	30
4	Jenkins, John	14	10	2	4	4	1	1	0	1	0	1	33
5	Taylor, Jeffery	14	10	2	4	4	1	1	0	1	0	2	30
6	Fuller, Kyle	14	10	0	0	1	1	0	0	0	0	0	9
7	Tchengang, Steve	14	10	0	0	1	1	2	0	1	0	0	12
8	Odom, Rod	14	10	0	0	0	0	1	0	0	0	0	7
9	Team	14	10	0	0	2	3	0	0	0	0	0	7
10	Totals	126	111	12	17	13	23	14	0	13	12	3	207

FG % 1st Half 42.9% 2nd Half 43.8% Game 43.3%
 3PT % 1st Half 0.0% 2nd Half 0.0% Game 0.0% 0.0%
 FT % 1st Half 0.0% 2nd Half 0.0% Game 0.0% 0.0%

Kentucky 68 • 21-6, 9-4

#	Player	Total		3-PT		Rebounds		PF	TP	A	T	Stk	Min
		FG	FGA	FT	FTA	OP	Def						
1	Terrence Jones	17	12	1	2	2	7	0	0	1	0	1	37
2	Josh Harrellson	17	12	1	2	3	6	4	0	1	4	1	35
3	Darius Miller	17	12	1	2	0	0	3	1	2	0	1	28
4	Brandon Knight	17	12	1	2	4	11	2	1	3	3	0	36
5	Dorin Lamb	17	12	1	2	3	3	2	0	0	0	0	31
6	Klay Vargas	17	12	1	2	1	1	3	2	0	0	0	4
7	Dwaine Liggins	17	12	1	2	0	0	0	0	0	0	1	26
8	Team	17	12	1	2	1	1	0	0	0	0	0	7
9	Totals	126	111	12	17	13	23	14	0	13	12	3	207

FG % 1st Half 50.0% 2nd Half 48.8% Game 49.5%
 3PT % 1st Half 0.0% 2nd Half 0.0% Game 0.0% 0.0%
 FT % 1st Half 0.0% 2nd Half 0.0% Game 0.0% 0.0%

Offense: Paul Williams, Jon Burd, Mike Roberts

Defensive: Vanderbilt Stars, Kentucky Stars

Attendance: 12,775

Game 29 Recap

Lead PG: VU 2nd 07:20, KY 2nd 07:01

Lead PG: VU 2nd 07:20, KY 2nd 07:01

Lead PG: VU 2nd 07:20, KY 2nd 07:01

Lead PG: VU 2nd 07:20, KY 2nd 07:01

Lead PG: VU 2nd 07:20, KY 2nd 07:01

Lead PG: VU 2nd 07:20, KY 2nd 07:01

Lead PG: VU 2nd 07:20, KY 2nd 07:01

Lead PG: VU 2nd 07:20, KY 2nd 07:01

Lead PG: VU 2nd 07:20, KY 2nd 07:01

Lead PG: VU 2nd 07:20, KY 2nd 07:01

Lead PG: VU 2nd 07:20, KY 2nd 07:01

Lead PG: VU 2nd 07:20, KY 2nd 07:01

Lead PG: VU 2nd 07:20, KY 2nd 07:01



2010-11 RECAPS

Game 31 • Mar. 10, 2011

LSU 50
 vs. Vanderbilt 62
 Atlanta, Ga. (Georgia Dome)

LSU 50 • 11-21, 3-13

Player	Total		3-Pr		Rebounds		PF	TP	A	TO	Blk	Stl	Min
	FG	FGA	FT	FTA	OR	DR							
25 WHITE, Malcolm	2	3	0	0	1	1	1	4	0	1	0	1	10
24 WARREN, Storm	5	10	0	0	2	2	5	12	1	0	1	2	25
21 STRINGER, Andre	6	11	2	6	5	0	4	0	13	1	1	0	30
22 DERENBECKER, Matt	8	15	0	0	2	2	0	3	3	0	0	1	30
32 TURNER, Bakton	8	12	0	0	1	2	3	1	0	2	2	0	28
23 GREEN, Garrett	8	12	0	0	1	1	1	5	1	0	0	0	31
20 BASS, Chris	2	5	0	0	0	0	3	1	4	1	1	0	19
23 LUDWIG, Eddie	4	6	0	0	2	1	7	8	4	1	1	0	26
26 POPULIST, Damon	1	2	1	2	0	0	0	3	1	0	0	0	10
28 OOTSOG, Aaron	0	4	0	0	0	1	1	2	0	0	0	0	11
Team	18	59	3	13	11	14	6	26	32	19	50	10	200

FG % 1st Half: 10-20 50.0% 2nd Half: 8-21 38.1% Overall: 28-59 47.5%
 3PT % 1st Half: 1-5 20.0% 2nd Half: 2-8 25.0% Overall: 3-13 23.1%
 FT % 1st Half: 0-7 0.0% 2nd Half: 0-7 0.0% Overall: 0-14 0.0%

Vanderbilt 62 • 22-9, 9-7

Player	Total		3-Pr		Rebounds		PF	TP	A	TO	Blk	Stl	Min
	FG	FGA	FT	FTA	OR	DR							
28 GOULBOURNE, Lance	7	13	0	0	1	12	13	3	7	2	1	0	34
26 ODOM, Rod	6	4	0	0	2	2	0	2	4	2	0	0	11
25 EZELL, Festus	6	9	0	0	2	3	3	2	1	0	2	3	26
21 TINSLEY, Brad	6	13	2	8	1	0	1	0	10	2	1	0	31
24 TAYLOR, Jeffery	6	12	1	4	8	10	3	21	2	4	1	1	34
21 FULLER, Kyle	3	4	0	0	2	0	1	1	3	3	2	0	29
23 SMART, Jordan	0	0	0	0	0	1	1	0	0	1	1	0	2
22 TCHIENGANG, Steve	2	3	0	0	1	1	5	0	1	0	0	0	14
29 WALKER, Andre	1	2	0	0	2	2	3	4	3	3	0	0	19
Team	29	58	3	22	19	25	40	18	62	11	15	1	200

FG % 1st Half: 13-25 52.0% 2nd Half: 16-32 50.0% Overall: 29-57 50.7%
 3PT % 1st Half: 3-12 25.0% 2nd Half: 9-10 90.0% Overall: 12-22 54.5%
 FT % 1st Half: 2-2 100.0% 2nd Half: 17-22 77.3% Overall: 19-24 79.2%

Officials: Doug Brown, J.B. Davidson, Bert Brant
 Technical Refs: LEO Hearn, VanderbilH Hearn
 Attendance: 15,600
 Season 3 Attendance: 15,100

Team	FG	FGA	FT	FTA	3PT	3PTA	Reb	PF	TP	TO	Blk	Stl
LSU	18	59	3	13	11	14	50	10	20	19	5	10
Vanderbilt	29	58	3	22	19	25	40	18	62	11	15	1

Last 70: LSU 2nd 00:00, 1st 00:00, 00:00
 Largest lead: LSU by 5 (1st 18:51), VU by 20 (2nd 01:46)

Game 32 • Mar. 11, 2011

Vanderbilt 87
 vs. Mississippi State 81
 Atlanta, Ga. (Georgia Dome)

Vanderbilt 87 • 23-9, 9-7

Player	Total		3-Pr		Rebounds		PF	TP	A	TO	Blk	Stl	Min
	FG	FGA	FT	FTA	OR	DR							
28 GOULBOURNE, Lance	7	13	1	1	3	2	3	8	1	1	1	1	17
25 EZELL, Festus	6	13	0	0	4	4	1	2	3	4	0	1	20
21 TINSLEY, Brad	6	10	2	5	4	2	2	0	12	0	0	0	33
21 JENKINS, John	6	12	1	3	4	1	3	4	0	24	1	1	34
24 TAYLOR, Jeffery	6	18	1	5	3	2	2	1	20	4	1	0	37
11 FULLER, Kyle	5	11	0	0	1	1	0	3	1	0	0	0	13
22 TCHIENGANG, Steve	5	12	0	0	2	3	3	5	0	0	0	0	20
26 ODOM, Rod	3	1	0	0	2	2	2	0	0	1	0	0	11
29 WALKER, Andre	2	2	0	0	2	4	4	0	2	1	0	0	18
Team	49	94	11	23	26	22	8	17	20	11	0	1	200

FG % 1st Half: 10-21 47.6% 2nd Half: 18-32 56.3% Overall: 28-53 52.8%
 3PT % 1st Half: 4-12 33.3% 2nd Half: 7-11 63.6% Overall: 11-23 47.8%
 FT % 1st Half: 12-12 100.0% 2nd Half: 6-9 66.7% Overall: 18-21 85.7%

Mississippi State 81 • 17-14, 9-7

Player	Total		3-Pr		Rebounds		PF	TP	A	TO	Blk	Stl	Min	
	FG	FGA	FT	FTA	OR	DR								
21 Sidney, Renardo	1	15	2	3	0	4	3	1	2	22	0	0	0	18
24 Augustus, Kahl	1	4	1	1	1	1	0	2	4	10	0	1	0	25
22 Johnson, Raven	6	13	3	3	1	1	2	1	18	2	0	0	36	
10 Bost, Dee	6	14	2	4	2	0	4	4	3	18	1	1	36	
18 Bantock, Riley	5	9	1	4	0	0	3	3	2	0	0	0	27	
12 Seash, Shaun	0	0	0	0	0	0	0	0	0	0	0	0	0	
22 Bryant, Brian	2	5	0	1	2	1	3	4	0	1	0	1	19	
26 Lewis, Wendell	3	5	0	0	0	2	2	3	4	1	1	0	18	
10 Bran, Brandon	0	0	0	0	1	1	0	0	0	0	0	0	3	
20 Rook, John	0	0	0	0	0	0	0	0	0	0	0	0	2	
Team	27	63	9	16	8	14	21	19	61	17	10	1	200	

FG % 1st Half: 10-21 47.6% 2nd Half: 17-32 53.1% Overall: 27-53 50.9%
 3PT % 1st Half: 5-12 41.7% 2nd Half: 7-11 63.6% Overall: 12-23 52.2%
 FT % 1st Half: 3-3 100.0% 2nd Half: 6-9 66.7% Overall: 9-12 75.0%

Officials: Anthony Jenkins, Joe Lindsey, Andrew Peck
 Technical Refs: VanderbilH Hearn, Mississippi State Hearn
 Attendance: 17,000
 Season 3 Attendance: 17,000

Team	FG	FGA	FT	FTA	3PT	3PTA	Reb	PF	TP	TO	Blk	Stl
Vanderbilt	49	94	11	23	26	22	8	17	20	11	0	1
Mississippi State	27	63	9	16	8	14	21	19	61	17	10	1

Last 70: VU 2nd 00:00, MS 2nd 00:00
 Largest lead: VU by 7 (2nd 12:17), MS by 10 (1st 02:00)

Game 33 • Mar. 12, 2011

Vanderbilt 66
 vs. Florida 77
 Atlanta, Ga. (Georgia Dome)

Vanderbilt 66 • 23-16, 9-7

Player	Total		3-Pr		Rebounds		PF	TP	A	TO	Blk	Stl	Min	
	FG	FGA	FT	FTA	OR	DR								
28 GOULBOURNE, Lance	7	13	0	0	3	4	6	12	1	9	2	2	0	34
25 EZELL, Festus	6	9	0	0	3	4	6	2	17	1	0	1	25	
21 TINSLEY, Brad	6	12	2	6	0	0	3	10	0	1	0	0	37	
21 JENKINS, John	6	15	2	12	2	2	0	3	10	0	1	2	32	
24 TAYLOR, Jeffery	6	13	1	6	7	1	4	5	2	21	3	2	0	36
11 FULLER, Kyle	5	5	0	0	0	0	0	2	3	0	0	0	11	
22 TCHIENGANG, Steve	3	3	0	0	1	1	1	0	0	0	0	0	15	
26 ODOM, Rod	2	2	0	0	0	0	0	0	0	0	0	0	8	
29 WALKER, Andre	0	0	0	0	0	0	0	0	0	0	0	0	4	
Team	45	83	5	23	14	18	15	16	62	12	6	3	200	

FG % 1st Half: 10-22 45.5% 2nd Half: 8-21 38.1% Overall: 18-43 41.9%
 3PT % 1st Half: 4-17 23.5% 2nd Half: 2-10 20.0% Overall: 6-27 22.2%
 FT % 1st Half: 4-4 100.0% 2nd Half: 10-16 62.5% Overall: 14-20 70.0%

University of Florida 77 • 26-6, 13-2

Player	Total		3-Pr		Rebounds		PF	TP	A	TO	Blk	Stl	Min	
	FG	FGA	FT	FTA	OR	DR								
23 Tyson, Alex	7	9	0	0	1	2	2	7	1	1	1	1	0	22
26 Parsons, Chandler	6	8	2	2	1	0	2	18	3	1	0	0	32	
27 Mackie, Vernon	6	7	0	0	1	2	4	3	8	2	2	0	26	
21 Boynton, Kenny	6	10	5	5	0	1	1	0	24	2	1	2	31	
11 Walker, Erving	6	14	3	6	2	2	0	1	17	2	2	0	34	
20 Young, Patric	6	10	0	0	2	0	0	3	0	2	0	0	20	
26 Wilkerson, Scotie	1	3	0	1	2	0	0	1	4	2	1	0	14	
26 Yaguelo, WR	2	2	0	0	2	1	3	4	0	0	0	0	8	
24 Prather, Casey	1	1	1	1	0	1	1	3	0	0	0	0	7	
20 Murphy, Erik	1	2	0	0	1	1	2	3	1	1	0	0	11	
Team	47	66	2	6	2	3	0	1	62	12	2	3	200	

FG % 1st Half: 11-27 40.7% 2nd Half: 15-31 48.4% Overall: 26-58 45.0%
 3PT % 1st Half: 0-9 0.0% 2nd Half: 6-12 50.0% Overall: 6-21 28.6%
 FT % 1st Half: 1-5 20.0% 2nd Half: 8-11 72.7% Overall: 9-16 56.3%

Officials: Tom Bates, Doug Stevens, Pat Stevens
 Technical Refs: VanderbilH Hearn, University of Florida Hearn
 Attendance: 17,700
 Season 3 Attendance: 17,700

Team	FG	FGA	FT	FTA	3PT	3PTA	Reb	PF	TP	TO	Blk	Stl
Vanderbilt	45	83	5	23	14	18	15	16	62	12	6	3
University of Florida	26	58	2	6	6	12	17	15	62	12	2	3

Last 70: VU 2nd 00:00, UF 2nd 00:00
 Largest lead: VU by 12 (2nd 18:50), UF by 11 (2nd 01:00)

ATLANTA - Jeffery Taylor scored 21 points and Vanderbilt held on for a 62-50 win over LSU in the opening round of the Southeastern Conference tournament, even without the league's top scorer.

Guard John Jenkins, averaging more than 19 points a game, sat out after tweaking his left foot in the regular-season finale against Florida last weekend. He went through warmups, and school officials said he was available if needed.

He wasn't needed, though. After a sluggish start, the Commodores (22-9) pulled away to lead by as many as 14 in the first half. They stretched the margin to



2010-11 RECAPS

Game 34 • Mar. 17, 2011

Richmond..... 69
vs. Vanderbilt 66
Denver, Colo. (Pepsi Center)

LSU 50 • 11-21, 3-13

No.	Player	Total		3-Ptr		Rebounds		PF	TP	A	TO	Blk	Stl	Min
		FG	FGA	FG	FGA	FT	FTA							
00	WELTZ, Malcolm	1	2-3	0-0	0-0	0	1	1	4	0	1	0	1	10
04	WARREN, Storm	1	5-10	0-0	2-2	3	3	3	5	12	3	0	1	25
10	STRINGER, Andre	0	3-10	2-4	5-5	0	4	4	0	13	1	2	0	30
21	DERENBECKER, Matt	0	1-5	0-0	1-2	0	2	2	0	3	3	0	0	30
22	TURNER, Kalston	0	0-12	0-3	0-1	1	3	3	1	0	2	2	0	28
05	GREEN, Garrett	0	0-2	0-0	1-2	0	2	1	5	1	0	0	0	11
09	BASS, Chris	0	2-5	0-0	0-0	0	3	3	4	1	1	0	0	19
12	LUDWIG, Eddie	0	4-6	0-0	2-2	1	7	8	4	10	1	1	0	26
20	POPULIST, Garon	1	1-2	1-2	0-0	0	0	0	0	3	1	0	0	10
06	DOTSON, Aaron	0	0-4	0-3	0-0	0	1	1	3	0	0	0	0	11
Team						1	3	4						
Totals		18-59	1-13	11-24	6-26	31	39	50	10	8	1	0	0	200

FG % 1st Half: 28.2% 2nd Half: 29.8% Game: 29.3% 30.5%
 3PT % 1st Half: 0.0% 2nd Half: 0.0% Game: 0.0% 22.2%
 FT % 1st Half: 8.7% 2nd Half: 9.7% Game: 11.5% 76.6%

Vanderbilt 62 • 22-9, 9-7

No.	Player	Total		3-Ptr		Rebounds		PF	TP	A	TO	Blk	Stl	Min
		FG	FGA	FG	FGA	FT	FTA							
00	GOUBOURN, Lance	1	3-8	0-4	5-5	1	12	13	3	7	2	1	0	34
05	ODOM, Rod	1	0-4	0-3	2-2	2	0	2	4	2	0	0	0	11
09	EZELI, Festus	1	5-9	0-0	0-2	3	3	6	2	10	0	2	3	26
01	TINSLEY, Brad	0	4-13	2-8	0-1	8	1	1	0	10	2	1	0	31
04	TAYLOR, Jeffery	0	6-12	1-4	0-10	3	9	12	3	21	2	4	1	34
11	FULLER, Kyle	1	5-8	0-2	1-2	0	3	1	2	3	3	2	0	29
13	SMART, Jordan	0	0-0	0-0	0-0	0	1	0	0	0	0	1	0	2
02	TCHENGANG, Steve	0	3-3	0-1	1-1	1	5	6	1	5	0	1	0	14
08	WALKER, Andre	1	1-2	0-0	2-2	0	2	2	3	4	2	3	0	19
Team						2	2	4						
Totals		20-51	1-13	19-25	12	36	48	18	62	11	15	5	3	200

FG % 1st Half: 33.3% 2nd Half: 37.0% Game: 30.6% 30.4%
 3PT % 1st Half: 0.0% 2nd Half: 0.0% Game: 0.0% 22.2%
 FT % 1st Half: 8.0% 2nd Half: 17.0% Game: 19.6% 76.6%

Officials: Doug Rivers, T.D. Caldwell, Scott Smith

Technical Fouls: LSU None, Vanderbilt None

Attendance: 15,187

Season 2 attendance 15,187

Rank by record	W	L	Total
LSU	27	23	50
Vanderbilt	22	25	47

W	L	OT	OT	OT	OT
LSU	27	23	0	0	0
Vanderbilt	22	25	0	0	0

Last 10 - LSU 2-8 0-0-0, 0-0-0-0-0
 Longest Win - 10 by 5-10-08, W by 20-04-08

Score tied - 1 time
 Lead changed - 1 time

DENVER - Richmond's Kevin Anderson scored 16 of his 25 points in the second half, including a game-sealing floater with 18.7 seconds remaining, to lift 12th-seeded Richmond to a 69-66 win over No. 5 seed Vanderbilt in the second round of the Southwest regional.

This is the Spiders' first tournament win since they beat South Carolina in 1998 as a No. 14 seed, but the reputation has been cemented.

Maybe that's why this win didn't seem like all that big of surprise for the Atlantic-10 champions, who were only a three-point underdog to the Commodores of the Southeastern Conference.

Justin Harper added 13 points and Francis-Cedric Martel contributed 12 as the Spiders won their eighth straight game.

Vanderbilt had a chance to tie with 2.5 seconds left, but Rod Odom's desperation heave was nowhere near the hoop as time expired.

So much for the Commodores (23-11) vanquishing their tournament demons. They have now stumbled in their last three appearances in the NCAA, also losing to No. 13 seed Murray State on a last-second shot last season and falling to Siena, another 13th seed, in 2008.

They thought this could be the squad to end the drought.

But they ran into a team with a penchant for upsets. The Commodores also hurt themselves by never finding an answer for Anderson, who made 4 of 9 from 3-point range to take control of the second half.

Vanderbilt big man Festus Ezeli and John Jenkins, the SEC's leading scorer, each finished with 21 points.

Notes

- Vanderbilt entered the game allowing opponents to shoot just 30.6 percent from the outside. Richmond shot 54.5 percent (12-for-22).
- Vanderbilt finished 1-5 this season when its opponent makes more 3-point field goals. Richmond had 12 3-pointers' to Vanderbilt's six.
- This was Vanderbilt's third loss this season when outrebounding its opponent (36 to 27).
- Vanderbilt finished 0-4 when allowing 10 or more 3-pointers.



2010-11 SEC STANDINGS

Eastern Division

	SEC	Pct.	Home	Away	Div.	ALL	Pct.	Home	Away	Neutral	Streak	Postseason
Florida ^{&}	13-3	.813	7-1	6-2	8-2	29-8	.784	14-3	8-2	7-3	L1	NCAA Elite Eight
Kentucky ⁺	10-6	.625	8-0	2-6	7-3	29-9	.763	15-0	4-7	10-2	L1	NCAA Final Four
Vanderbilt	9-7	.563	5-3	4-4	4-6	23-11	.676	14-3	5-5	4-3	L2	NCAA 1st Rd.
Georgia	9-7	.563	5-3	4-4	4-6	21-12	.636	12-4	7-4	2-4	L2	NCAA 1st Rd.
Tennessee	8-8	.500	3-5	5-3	5-5	19-15	.559	10-8	5-5	4-2	L2	NCAA 1st Rd.
South Carolina	5-11	.313	3-5	2-6	2-8	14-16	.467	11-6	3-9	0-1	L4	-

& - SEC Champion; [^] - SEC East Champion; ⁺ - SEC Tournament Champion

Western Division

	SEC	Pct.	Home	Away	Div.	ALL	Pct.	Home	Away	Neutral	Streak	Postseason
Alabama [%]	12-4	.750	8-0	4-4	8-2	25-12	.676	19-0	4-6	2-6	L1	NIT Finals
Mississippi State	9-7	.563	5-3	4-4	6-4	17-14	.548	12-5	4-5	1-4	L1	-
Ole Miss	7-9	.438	5-3	2-6	6-4	20-14	.588	13-4	4-8	3-2	L2	NIT 1st Rd.
Arkansas	7-9	.438	5-3	2-6	4-6	18-13	.581	15-4	2-7	1-2	L3	-
Auburn	4-12	.250	2-6	2-6	3-7	11-20	.355	9-11	2-7	0-2	L1	-
LSU	3-13	.188	1-7	2-6	3-7	11-21	.344	8-10	3-8	0-3	L4	-

[%] - SEC West Champion

NCAA Tournament Results

Second Round

East Region • Tampa, Fla.

17 (Thursday) (4) Kentucky 59, (13) Princeton 57 [CBS]

Southwest Region • Denver, Colo.

17 (Thursday) (12) Richmond 69, (5) Vanderbilt 66 [TBS]

Southeast Region • Tampa, Fla.

17 (Thursday) (2) Florida 79, (15) UCSB [TBS]

West Region • Charlotte, N.C.

18 (Friday) (8) Michigan 75, (9) Tennessee 45 [TruTV]

East Region • Charlotte, N.C.

18 (Friday) (7) Washington 68, (10) Georgia 65 [CBS]

Third Round

East Region • Tampa, Fla.

19 (Saturday) (4) Kentucky 71, (5) West Virginia 63 [CBS]

Southeast Region • Tampa, Fla.

19 (Saturday) (2) Florida 73, (7) UCLA 65 [CBS]

Regional Semifinals

Southeast Region • New Orleans, La.

24 (Thursday) (2) Florida 83, (3) BYU 74 OT [TBS]

Midwest Region • St. Louis, Mo.

25 (Friday) (4) Kentucky 62, (1) Ohio State 60 [CBS]

Regional Finals

Southeast Region • New Orleans, La.

26 (Saturday) (8) Butler 74, (2) Florida 71 OT [CBS]

East Region • Newark, N.J.

27 (Sunday) (4) Kentucky 76, (2) North Carolina 69 [CBS]

National Semifinal

Reliant Stadium • Houston, Texas

2 (Saturday) (3) UConn 56, (4) Kentucky 55 [CBS]

Nit Results

First Round

15 (Tuesday) at (1) Alabama 68, (8) Coastal Carolina 44 [ESPNU]

16 (Wednesday) at (4) California 77, (5) Ole Miss 74 [ESPN2]

Second Round

21 (Monday) at (1) Alabama 74, (4) New Mexico 67 [ESPN]

Quarterfinals

23 (Wednesday) at (1) Alabama 79, (2) Miami (FL) 64 [ESPN2]

Semifinals • New York, N.Y.

29 (Tuesday) (1) Alabama 62, (1) Colorado 61 [ESPN2]

Finals • New York, N.Y.

31 (Thursday) (4) Wichita St. 66, (1) Alabama 57 [ESPN2]

SEC Tournament Results

Georgia Dome, Atlanta, Ga.

First Round

10 (Thursday)

(E4) Georgia, 69, (W5) Auburn 51 [SECNetwork]

(W3) Ole Miss 66, (E6) South Carolina 55 [SECNetwork]

(E5) Tennessee 74, (W4) Arkansas 68 [SECNetwork]

(E3) Vanderbilt 62, (W6) LSU 50 [SECNetwork]

Quarterfinals

11 (Friday)

(W1) Alabama 65, (E4) Georgia 59 OT [SECNetwork]

(E2) Kentucky 75, (W3) Ole Miss 66 [SECNetwork]

(E1) Florida 85, (E5) Tennessee 74 [SECNetwork]

(E3) Vanderbilt 87, (W2) Miss. State 81 [SECNetwork]

Semifinals

12 (Saturday)

(E2) Kentucky 72, (W1) Alabama 58 [ABC]

(E1) Florida 77, (E3) Vanderbilt 66 [ABC]

Finals

13 (Sunday) (E2) Kentucky 70, (E1) Florida 54 [ABC]

SEC POSTSEASON HONORS

First Team All-SEC

JaMychal Green, Alabama (C, AP)

Chandler Parsons, Florida (C, AP)

Trey Thompkins, Georgia (C, 2nd team AP)

Terrence Jones, Kentucky (C, AP)

Brandon Knight, Kentucky (C, 2nd team AP)

Chris Warren, Ole Miss (C, AP)

Scotty Hopson, Tennessee (C, 2nd team AP)

John Jenkins, Vanderbilt (C, AP)

Second-Team All-SEC

[^] Tony Mitchell, Alabama (C, AP)

[^] Rotnei Clarke, Arkansas (C)

[^] Kenny Boynton, Florida (C)

Erving Walker, Florida (C, AP)

Travis Leslie, Georgia (C)

Dee Bost, Mississippi State (C)

Tobias Harris, Tennessee (C)

Festus Ezeli, Vanderbilt (C)

Jeffery Taylor, Vanderbilt (C)

SEC Honorable Mention (AP Poll Only)

Dee Bost, Mississippi St., G, 6-2, Jr.

Tobias Harris, Tennessee, F, 6-8, Fr.

Kenny Boynton, Florida, G, 6-2, So.

Rotnei Clarke, Arkansas, G, 6-0, Jr.

Festus Ezeli, Vanderbilt, C, 6-11, Jr.

Trevor Releford, Alabama, G, 6-1, Fr.

Jeffery Taylor, Vanderbilt, F, 6-7, Jr.

SEC All-Freshman Team (Coaches Poll Only)

Trevor Releford, Alabama – G, 6-1, 180, Fr., Shawnee Mission, Kan.

Patric Young, Florida – F/C, 6-9, 245, Fr., Jacksonville, Fla.

Terrence Jones, Kentucky – F, 6-8, 244, Fr., Portland, Ore.

Brandon Knight, Kentucky – G, 6-3, 185, Fr., Ft. Lauderdale, Fla.

Doron Lamb, Kentucky – G, 6-4, 195, Fr., Queens, N.Y.

Ralston Turner, LSU – G, 6-6, 193, Fr., Muscle Shoals, Ala.

Bruce Ellington, South Carolina – G, 5-9, 194, Fr. Moncks Corner, S.C.

Tobias Harris, Tennessee – F, 6-8, 226, Fr., Dix Hills, N.Y.

SEC All-Defensive Team (Coaches Poll Only)

Delvon Johnson, Arkansas – F, 6-9, 220, Sr., Chicago, Ill.

DeAndre Liggins, Kentucky – G, 6-6, 210, Jr., Chicago, Ill.

Reginald Buckner, Ole Miss – F, 6-8, 233, So., Memphis, Tenn.

Sam Muldrow, South Carolina – F/C, 6-9, 222, Sr., Florence, S.C.

Jeffery Taylor, Vanderbilt – F, 6-7, 225, Jr., Nonkoping, Sweden

SEC Coach of the Year

Billy Donovan, Florida (C, AP)

SEC Player of the Year

Chandler Parsons, Florida (C, AP)

SEC Scholar-Athlete of the Year (Coaches Poll Only)

Riley Benock, Mississippi State

SEC Freshman of the Year (Coaches Poll Only)

Terrence Jones, Kentucky

SEC Newcomer of the Year (AP Poll Only)

Terrence Jones, Kentucky

SEC Sixth Man of the Year (Coaches Poll Only)

Brian Williams, Tennessee

SEC Defensive Player of the Year (Coaches Poll Only)

Sam Muldrow, South Carolina

(C) - SEC Coaches Poll; (AP) - Associated Press Poll;

* - Denotes unanimous vote; All ties when voting are not broken.



COMMODORE TIMELINE

VANDERBILT HISTORY AT A GLANCE

All-Time Record	1470-1035 (.587)
First Game	1900, L 22-19 to Nashville YMCA
NCAA Appearances	12 (1965, 1974, 1988, 1989, 1991, 1993, 1997, 2004, 2007, 2008, 2010, 2011)
NCAA Tournament Record	9-13 (.409)
Best NCAA Tournament Finish	Elite 8 in 1965 (Field of 23); Sweet 16 in 1988, 1993, 2004, 2007 (Field of 64 or 65)
NIT Appearances	11 (1983, 1987, 1990, 1992, 1994, 1996, 1998, 2000, 2002, 2005, 2006)
NIT Record	18-10 (.643)
SEC Titles	3, (1965, 1974, 1993)
SEC Players of the Year (AP)	6
Players Named SEC First Team (AP)	21
Winningest Head Coach	Roy Skinner (1959, 1962-1976) 278-135 (.673)
All-Time Lettermen	566
First Team All-Americans	6

Total Weeks Ranked in AP Poll	185
Consecutive Weeks Ranked in AP Poll	18 (1966, 1967)
Highest Ranking in AP Poll	No. 2 (12/28/65)
Overall Record at Memorial Gym	696-190 (.786)
Undefeated Seasons at Memorial Gym	6
Most Home Wins in a Season	19 in 2008
All-Time Leading Scorer	Shan Foster (2005-08); 2,011 points
1,000-point scorers	41
Most Career Rebounds	Clyde Lee (1964-66); 1,223
Most Career 3-Pointers	Shan Foster (2005-08); 367
Most Career Free Throws	Bobby Thym (1954-57); 453
Most Career Assists	Atiba Prater (1996-2000); 517
Most Career Steals	Drew Maddux (1994-98) and Frank Seckar (1993-1996); 214
Most Career Blocks	Will Perdue (1984, 1986-88); 157

1900 (Dec. 15) — Vanderbilt plays its first varsity basketball game, losing 22-19 to the YMCA Ramblers. Vanderbilt would even its all-time mark at 1-1 in its next game, beating the same Rambler squad 24-9.

1902 — Vanderbilt hits the road for the first time, heading to Birmingham to take on Howard College. The Commodores learn for the first time that it's harder to win on the road and fall to Howard, 33-23.

1903 — Perfection! The Commodores record the first, and only, undefeated season in school history, going 6-0. A 24-21 win over Cumberland in the season finale is the closest game of the year.

1909 — The Commodores tickle the twines like never before, breaking the 50-point barrier for the first time in a 52-23 win over the Chattanooga Ramblers. It would be another 45 years before Vanderbilt would break the next major scoring milestone, hitting triple digits for the first time in a 104-88 win over Washington & Lee in the second game of the 1954-55 season.

1913 — G.T. Denton, an assistant football coach, becomes Vanderbilt's full-time basketball coach.

1920 — The Commodores begin the Roaring Twenties on

the right foot by winning the school's first league championship. Vanderbilt wins the Southern Intercollegiate Athletic Association championship with a 14-4 record.

1927 — Vanderbilt records the first of the school's 14 20-win seasons by compiling a 20-4 record under coach Josh Cody. The Commodores also win their second championship, this time, taking the Southern Conference crown.

1938 — Brant "Pinky" Lipscomb makes his debut in a Commodore uniform. With his unique left-handed running hook, Lipscomb twice is named to the SEC All-Tournament team and sets several tournament and school scoring records. Adolph Rupp later calls Lipscomb one of the best players ever to face his Kentucky squads.

1944, 1945 — Due to World War II, the Commodores play an informal schedule.

1947 — Perhaps the most important moment in the growth of Vanderbilt basketball, the Commodores are shellacked 98-29 by Adolph Rupp's Kentucky Wildcats in the SEC Tournament. The defeat spurs athletic director Red Sanders to hire Bob Polk, Vanderbilt's first

basketball-only coach. Soon, scholarships would be awarded to basketball players and plans for a gym on campus were underway.

1950 — Billy Joe Adcock becomes the school's first All-American and first All-SEC player, averaging 17.1 points per game. Adcock's 1947-48 scoring average leads the SEC, the first Commodore to win the conference scoring title.

1951 — Under the direction of coach Bob Polk and captain George Kelley, Vanderbilt wins the SEC Tournament in Louisville with an upset win over Kentucky. Legend has it that "Kentucky" was already inscribed on the tournament trophy when the Commodores pulled out the 61-57 win.

1952 — Brand new Memorial Gymnasium makes its debut December 6 as the Commodores beat Virginia 90-83 in the home opener. Apparently encouraged by the new surroundings, the Commodores launch 120 shots in the next game, against David Lipscomb, still a school record.

1956 — Memorial Gym Magic! Vanderbilt records its first undefeated home season in the gym, compiling a 13-0 mark at Memorial Gym. It is the first of five per-



COMMODORE TIMELINE



Vanderbilt players pose for a team photo following their win over Virginia, 90-83, in the first game played in Memorial Gymnasium on Dec. 6, 1952.

fect seasons in the gym, the last coming in 1993.

1957 — Bobby Thym ends his Vanderbilt career with 1,403 points. He'll be Vanderbilt's all-time leading scorer until Clyde Lee breaks his mark in 1966.

1965 — Vanderbilt wins its first SEC Championship, recording a 24-4 record under coach Roy Skinner. Clyde Lee, John Ed Miller and Snake Grace each earn All-SEC honors. The Commodores advance to the NCAA's Elite Eight before dropping an 87-85 heart-breaker to Michigan. It is the first of four consecutive 20-win seasons under Skinner.

1966 — Clyde Lee's All-American season. Lee averages 22.6 points per game and is at the time the school's all-time leading scorer. He also leads the SEC in rebounding for the third straight year. The Commodores finish second in the SEC with an overall record of 22-4.

1967 — The color barrier is finally broken in the Southeastern Conference, as Vanderbilt's Perry Wallace becomes the league's first African-American scholarship basketball player in the 1967-68 season. Wallace remains poised in the face of threats and taunting throughout his career, is voted Vanderbilt's most popular student as a senior, and is now a professor of law at American University in Washington, D.C.

1969 — Tom Hagan earns All-American honors, averaging a school-record 23.4 points per game. On March 8, he sets the Vanderbilt single-game scoring record with 44 points at Mississippi State.

1970 — Without benefit of the 3-point shot or the shot clock, Vanderbilt set a school record that still stands by scoring 130 points in a win over Mississippi.

1974 — With future head coach Jan van Breda Kolff playing every position on the court; Vanderbilt wins its second SEC championship. The Commodores record winning streak of 10 and 11 games and finish 23-5. Skinner wins the third of his four SEC Coach of the Year awards.

1975 — The senior season for the F-Troop—Jeff Fosnes, Butch Feher, and Joe Ford. Fosnes becomes Vanderbilt's initial first-team Academic All-American.

1977 — The Commodore faithful turn out in record numbers, as Vanderbilt ranks fourth in the nation in average home attendance at 14,131.

1981 — Two of Vanderbilt's most prolific scorers, Charles Davis and Mike Rhodes, sink their final baskets. The teammates tie for the Vanderbilt record for career field goals, each making 683.



Vanderbilt's Perry Wallace became the first African-American scholarship basketball player in the SEC when he took the court.

1985 — Phil Cox scores his last point, number 1,725 of his career. He ranks as Vanderbilt's all-time leading scorer until Matt Freije ends his Commodore career with 1,891 points at the close of the 2004 season.

1988 — The Commodores advance to the Sweet 16 of the NCAA Tournament in dramatic fashion as Barry Goheen drains two three pointers in the last five seconds against Pittsburgh. The Commodores go on to win the game 80-74 in overtime.

1989 — Vanderbilt defeats Texas, 94-79, the 500th career win for head coach C.M. Newton.

1990 — In a year in which the Commodores lose nine of 12 games in one stretch, Vanderbilt comes roaring back with a late-season surge to earn a berth in the NIT. The Commodores overcome huge first-half deficits against Louisiana Tech and Tennessee in the first two rounds and go on to take the school's first NIT championship, beating Saint Louis 74-72. Scott Draud is named the MVP of the NIT.

1993 — With junior guard Billy McCaffrey leading the way, Vanderbilt wins its third SEC title in history and makes another appearance in the NCAA Sweet 16. The Commodores set a school record for victories with 28. McCaffrey, in his first year at VU, earns All-America honors and senior captain Bruce Elder is named the Academic All-American of the Year. Eddie Fogler is the consensus National Coach of the Year.

1994 — Jan van Breda Kolff returns to Memorial Gym as Vanderbilt's head coach, posting the best winning percentage ever for a first-year Commodores head man. Vanderbilt makes its second appearance in the NIT championship game, falling 80-73 to Villanova. McCaffrey becomes just the second Vanderbilt player to average 20 points per game in consecutive seasons, the first being Clyde Lee.

1995 — Ronnie McMahan concludes his career at Vanderbilt just six points shy of becoming the school's all-time leading scorer. McMahan does finish his career as VU's all-time leading 3-point shooter and one of the top 10 leaders in assists, steals and blocked shots.

1996 — The Commodores posted an 18-14 record and advanced to the NIT where they defeat Arkansas-Little Rock in the first round. Vanderbilt upsets No. 4 UCLA at the Maui Invitational. Senior Frank Seckar finished his career 16th on Vanderbilt's all-time scoring list with 1,317 points.

1997 — Vanderbilt advanced to its seventh NCAA Tournament in program history. The Commodores made a charge at the end of the regular season, winning eight of their last 10 SEC games to finish 19-12.

1998 — Under the senior leadership of Drew Maddux, Austin Bates and Billy Di Spaltro, Vanderbilt posted a 20-13 season. The team advanced to the NIT where the Commodores defeat Wake Forest in the first round. Maddux was named First-Team All-SEC and finished his career fifth on Vanderbilt's all-time scoring list with 1,689 points. Bates finished his career 31st on Vanderbilt's all-time scoring list with 1,020 points.



COMMODORE TIMELINE



Clyde Lee helps lead the Commodores to their SEC Championship in 1965. The following season, he earns All-America status

2000 — Vanderbilt welcomes new head coach Kevin Stallings from Illinois State. Stallings takes the same team that finished 14-15 in 1999 and leads them to a 19-11 record and a berth in the NIT. Senior forward Dan Langhi is named SEC Player of the Year after leading the conference and finishing ninth in scoring with 22.1 points per game. Senior guard Atiba Prater moves into first on place Vanderbilt's all-time career assist list with 517.

2002 — Vanderbilt advances to the postseason for the 16th time in program history and finishes with a 17-15 record. Wins at Tennessee and at home against No. 11 Kentucky in the final week of the regular season push the Commodores to their ninth NIT appearance. With a 59-50 win over Houston in the opening round of the NIT, Vanderbilt earns its first postseason victory since the 1997-98 season.

2004 — The Commodores record the best start in program history at 12-0, defeat five nationally ranked teams and advance to the Sweet 16 of the NCAA Tournament for the first time since 1993. Vanderbilt sets the school mark for home wins (15), ranks among the AP Top 25 for five weeks, and finishes the year with a 23-10 overall mark. Matt Freije becomes the school's all-time scorer, averaging a career-high 18.4 points as a senior and finishing with 1,891 career points.

2005 — Vanderbilt records its first back-to-back 20-win seasons since the 1993 & 1994 campaigns, posting a 20-14 overall mark while advancing to the quarterfinals of the NIT. The Commodores set school records for 3-pointers made (322) and attempted (837) as both marks rank among the top five in SEC history. Vanderbilt sets the school record for home wins with 17.

2007 — Vanderbilt comes within three seconds of advancing to the program's first NCAA regional final appearance since 1965, dropping a 66-65 decision to Georgetown in the East Regional semifinals. The Commodores posted a 22-12 overall mark, finished second in the SEC Eastern Division at 10-6 and defeated seven

nationally ranked teams, including top-ranked and eventual national champion Florida. Senior swingman Derrick Byars is named SEC Player of the Year while Kevin Stallings earns SEC Coach of the Year accolades.

2008 — The Commodores advanced to the NCAA Tournament for consecutive seasons for the first time since 1988 and 1989, and featured the SEC's Player of the Year in Shan Foster, the second year in a row a Vanderbilt player captured the honor. Vanderbilt was ranked for the final 16 weeks of the regular season in the AP poll, and tied the 1992-93 team for the most regular season wins in program history (25). The Commodores also posted an undefeated year at Memorial Gym, winning a program best 19 games in the 56 year history of the facility.

2009 — Vanderbilt finished the season 19-12 and missed out on the postseason for the first time since 2003. However, the Commodores sported no seniors on the roster and was slotted as the eighth youngest team in the nation. Sophomore A.J. Ogilvy made the All-SEC second team and forward Jeffery Taylor made the All-Freshman team.

2010 — The Commodores posted a 24-9 overall record and a Stallings-era best 12-4 mark in SEC play, and advanced to the NCAA Tournament for the third time in four seasons. Vanderbilt also swept Florida and Tennessee in the same season for the first time since 1966.

2011 — The Commodores tallied a 23-11 overall record, Kevin Stallings' sixth 20-win season and the team's fourth in the last five year. Stallings tied legendary Vanderbilt mentor Roy Skinner for the most 20-win seasons. Sophomore John Jenkins led the league in scoring, and junior Brad Tinsley tallied the school's first triple-double and paced the league in assists.



The 2003-04 Commodores posed for a team photo on the TD Waterhouse floor in Orlando following their thrilling come-from-behind win over N.C. State in the second round of the NCAA Tournament.



POSTSEASON HISTORY

Vanderbilt at the NCAA Tournament

NCAA Tournament Appearances.....	12
Tournament Record.....	9-13 (.409)
Total Tournament Games.....	22
Last Appearance.....	2011; Lost to Richmond in the First Round of Southwest Regional
Best Finishes.....	Elite 8 (1965: field of 23); Sweet 16 (1988, 1993: field of 64; 2004, 2007: field of 65)

Vanderbilt at the NIT

NIT Appearances.....	11 (1983, 1987, 1990, 1992, 1994, 1996, 1998, 2000, 2002, 2005, 2006)
Tournament Record.....	18-10 (.643)
Total Tournament Games.....	28
Last Appearance.....	2006; Lost at Notre Dame in First Round
Best Finishes.....	Champion (1990); Runner-Up (1994)

POSTSEASON TOURNAMENT RESULTS

1965 NCAA Tournament (1-1)

Date	Score	Site (Round)
March 12	Vanderbilt 83, DePaul 78 (OT)	Lexington, Ky. (Midwest-Semifinals)
March 13	Michigan 87, Vanderbilt 85	Lexington, Ky. (Midwest-Finals)

1974 NCAA Tournament (0-2)

Date	Score	Site (Round)
March 14	Marquette 69, Vanderbilt 61	Tuscaloosa, Ala. (Midwest-Semifinals)
March 16	Notre Dame 118, Vanderbilt 88	Tuscaloosa, Ala. (Midwest-Third Place)

1983 National Invitation Tournament (1-1)

Date	Score	Site (Round)
March 15	Vanderbilt 79, East Tennessee State 74	Nashville (First Round)
March 21	Wake Forest 75, Vanderbilt 68	Nashville (Second Round)

1987 National Invitation Tournament (2-1)

Date	Score	Site (Round)
March 12	Vanderbilt 74, Jacksonville 72	Nashville (First Round)
March 16	Vanderbilt 109, Florida State 92	Nashville (Second Round)
March 21	Southern Miss 95, Vanderbilt 88	Nashville (Quarterfinals)

1988 NCAA Tournament (2-1)

Date	Score	Site (Round)
March 18	[7] Vanderbilt 80, [10] Utah State 77	Lincoln, Neb. (Midwest-First Round)
March 20	[7] Vanderbilt 80, [2] Pittsburgh 77 (OT)	Lincoln, Neb. (Midwest-Second Round)
March 25	[2] Kansas 77, [7] Vanderbilt 64	Pontiac, Mich. (Midwest-Semifinals)

1989 NCAA Tournament (0-1)

Date	Score	Site (Round)
March 17	[9] Notre Dame 81, [8] Vanderbilt 65	Providence, R.I. (East-First Round)

1990 National Invitation Tournament (5-0)

Date	Score	Site (Round)
March 17	Vanderbilt 98, Louisiana Tech 90 (OT)	Nashville (First Round)
March 19	Vanderbilt 89, Tennessee 85	Nashville (Second Round)
March 21	Vanderbilt 88, New Orleans 65	Nashville (Quarterfinals)
March 26	Vanderbilt 75, Penn State 62	New York, N.Y. (Semifinals)
March 28	Vanderbilt 74, Saint Louis 72	New York, N.Y. (Finals)

1991 NCAA Tournament (0-1)

Date	Score	Site (Round)
March 15	[8] Georgetown 70, [9] Vanderbilt 60	Tucson, Ariz. (West-First Round)

1992 National Invitation Tournament (0-1)

Date	Score	Site (Round)
March 19	Rhode Island 68, Vanderbilt 63	Nashville (First Round)

NCAA TOURNAMENT APPEARANCES

Year	(Region)
1965.....	(Midwest)
1974.....	(Midwest)
1988.....	(Midwest)
1989.....	(East)
1991.....	(West)
1993.....	(West)
1997.....	(Midwest)
2004.....	(Phoenix)
2007.....	(East)
2008.....	(Midwest)
2010.....	(West)
2011.....	(Southwest)

VANDERBILT VS. ALL OPPONENTS AT THE NCAA TOURNAMENT

Boise State.....	1-0
Connecticut.....	0-1
DePaul.....	1-0
Georgetown.....	0-2
George Washington.....	1-0
Illinois.....	1-0
Kansas.....	0-1
Marquette.....	0-1
Michigan.....	0-1
Murray State.....	0-1
North Carolina State.....	1-0
Notre Dame.....	0-2
Pittsburgh.....	1-0
Richmond.....	0-1
Siena.....	0-1
Temple.....	0-1
Utah State.....	1-0
Washington State.....	1-0
Western Michigan.....	1-0
Xavier.....	0-1
Totals.....	9-13



POSTSEASON HISTORY

RECORD BY REGIONAL ROUND

First Round	4-6
Second Round	4-0
Regional Semifinal	1-5
Regional Final	0-1
Consolation	0-1

RECORD AT NCAA TOURNAMENT SITES

Site	W-L
Auburn Hills, Mich.	0-1
Denver, Colo.	0-1
East Rutherford, N.J.	0-1
Lexington, Ky.	1-1
Lincoln, Neb.	2-0
Orlando, Fla.	2-0
Phoenix, Ariz.	0-1
Pontiac, Mich.	0-1
Providence, R.I.	0-1
Sacramento, Calif.	2-0
Salt Lake City, Utah	2-0
San Jose, Calif.	0-1
Seattle, Wash.	0-1
Tampa, Fla.	0-1
Tucson, Ariz.	0-1
Tuscaloosa, Ala.	0-2

RECORD VS. SEEDED TEAMS IN NCAA TOURNAMENT

Vs. Seed	W-L	Last Faced (Opp)
No. 2	1-2	2007 (Georgetown)
No. 3	2-0	2007 (Wash. State)
No. 6	1-1	1993 (Illinois)
No. 7	0-2	1997 (Xavier)
No. 8	0-1	1991 (Georgetown)
No. 9	0-1	1989 (Notre Dame)
No. 10	1-0	1988 (Utah State)
No. 11	2-0	2007 (G. Washington)
No. 12	1-1	1993 (Boise State) 2011 (Richmond)
No. 13	0-2	2010 (Murray State)

RECORD AS A SEEDED TEAM IN NCAA TOURNAMENT

Seed	W-L	Year(s)
No. 3	2-1	1993
No. 4	0-2	2008, 2010
No. 5	0-1	2011
No. 6	4-2	2004, 2007
No. 7	2-1	1988
No. 8	0-1	1989
No. 9	0-1	1991
No. 10	0-1	1997

1993 NCAA Tournament (2-1)

Date	Score
March 18	[3] Vanderbilt 92, [14] Boise State 72
March 20	[3] Vanderbilt 85, [6] Illinois 68
March 26	[7] Temple 67, [3] Vanderbilt 59

Site (Round)
Salt Lake City, Utah (West-First Round)
Salt Lake City, Utah (West-Second Round)
Seattle, Wash. (West-Semifinals)

1994 National Invitation Tournament (4-1)

Date	Score
March 16	Vanderbilt 77, Oklahoma 67
March 21	Vanderbilt 78, New Orleans 59
March 23	Vanderbilt 89, Clemson 74
March 28	Vanderbilt 82, Kansas State 76
March 30	Villanova 80, Vanderbilt 73

Site (Round)
Norman, Okla. (First Round)
Nashville (Second Round)
Nashville (Quarterfinals)
New York, N.Y. (Semifinals)
New York, N.Y. (Finals)

1996 National Invitation Tournament (1-1)

Date	Score
March 13	Vanderbilt 86, Arkansas Little Rock 80
March 18	South Carolina 80, Vanderbilt 70

Site (Round)
Nashville (First Round)
Columbia, S.C. (Second Round)

1997 NCAA Tournament (0-1)

Date	Score
March 13	[7] Xavier 80, [10] Vanderbilt 68

Site (Round)
Auburn Hills, Mich. (Midwest-First Round)

1998 National Invitation Tournament (3-1)

Date	Score
March 11	Vanderbilt 73, St. Bonaventure 61
March 17	Vanderbilt 72, Wake Forest 68
March 19	Georgia 79, Vanderbilt 65

Site (Round)
Nashville (First Round)
Winston-Salem, N.C. (Second Round)
Athens, Ga. (Quarterfinals)

2000 National Invitation Tournament (0-1)

Date	Score
March 14	Wake Forest 83, Vanderbilt 68

Site (Round)
Nashville (First Round)

2002 National Invitation Tournament (1-1)

Date	Score
March 13	Vanderbilt 59, Houston 50
March 15	Louisiana Tech 83, Vanderbilt 68

Site (Round)
Nashville (First Round)
Ruston, La. (Second Round)

2004 NCAA Tournament (2-1)

Date	Score
March 19	[6] Vanderbilt 71, [11] W. Michigan 58
March 21	[6] Vanderbilt 75, [3] N.C. State 73
March 25	[2] Connecticut 73, [6] Vanderbilt 53

Site (Round)
Orlando, Fla. (Phoenix-First Round)
Orlando, Fla. (Phoenix-Second Round)
Phoenix, Ariz. (Phoenix-Semifinals)

2005 National Invitation Tournament (2-1)

Date	Score
March 16	Vanderbilt 67, Indiana 60
March 21	Vanderbilt 65, Wichita State 63
March 23	Memphis 81, Vanderbilt 68

Site (Round)
Bloomington, Ind. (First Round)
Nashville (Second Round)
Memphis (Quarterfinals)

2006 National Invitation Tournament (0-1)

Date	Score
March 15	Notre Dame 79, Vanderbilt 69

Site (Round)
South Bend, Ind. (First Round)

2007 NCAA Tournament (2-1)

Date	Score
March 15	[6] Vanderbilt 77, [11] G. Washington 44
March 17	[6] Vanderbilt 78, [3] Wash. St. 74 (2OT)
March 23	[2] Georgetown 66, [6] Vanderbilt 65

Site (Round)
Sacramento, Calif. (First Round)
Sacramento, Calif. (Second Round)
East Rutherford, N.J. (East-Semifinal)

2008 NCAA Tournament (0-1)

Date	Score
March 21	[13] Siena 83, [4] Vanderbilt 62

Site (Round)
Tampa, Fla. (First Round)

2010 NCAA Tournament (0-1)

Date	Score
March 18	[13] Murray State 66, [4] Vanderbilt 65

Site (Round)
San Jose, Calif. (First Round)

2011 NCAA Tournament (0-1)

Date	Score
March 17	[12] Richmond 69, [5] Vanderbilt 66

Site (Round)
Denver, Colo. (First Round)

[] – NCAA Tournament Seeds in Brackets



VANDERBILT COACHES

All-Time Head Coaching Records

Years	Head Coach	Yrs	W	L	Pct.
1901-02	W.D. Weatherford	2	7	4	.636
1903	Grinnell Jones	1	6	0	1.000
1904, 1909	E.J. Hamilton	2	17	5	.773
1907	J.N. Stone	1	6	1	.857
1908	W.L. Throop	1	6	10	.375
1910	R.B. McGehee	1	10	3	.769
1911-12	C.T. (Zeke) Martin	2	17	11	.607
1913	Oscar G. Nelson	1	3	4	.429
1914-17, 1920-21	G.T. Denton	6	48	38	.558
1918	Ralph Palmer	1	6	3	.667
1919	Ray Morrison	1	8	2	.800
1922-23	Wallace Wade	2	24	16	.600
1924-27, 1932-36	Josh Cody	9	98	100	.495
1928-29	Johnny (Red) Floyd	2	9	19	.321
1930-31, 1945-46	Gus Morrow	4	31	40	.443
1937-41	Jim Buford	5	48	49	.495
1943, 1947	Norm Cooper	2	17	16	.515
1944	Smokey Harper	1	12	3	.800
1948-58, 1960-61	Bob Polk	13	197	106	.650
1959, 1962-76	Roy Skinner	16	278	135	.673
1977-79	Wayne Dobbs	3	38	42	.475
1980-81	Richard Schmidt	2	28	27	.509
1982-89	C.M. Newton	8	129	115	.529
1990-93	Eddie Fogler	4	81	48	.628
1994-1999	Jan van Breda Kolff	6	104	81	.562
2000-Present	Kevin Stallings	12	236	148	.615
Totals		1464	1026	.588	

All-Time Coaching Roster

- | | |
|--------------------------------|---|
| Anglin, Kevin: 1994 | Kelley, George: 1953 |
| Arnold, Gib: 1999 | Knodel, Don: 1962-66 |
| Ayers, Brian: 1997-98 | Lebo, Jeff: 1993 |
| Bargatze, Ron: 1970-1978 | Ligon, Bill: 1977-78 |
| Barksdale, Randolph: 1979 | Lindsay, Bob: 1980-81 |
| Bland, Bobby: 1967-69 | Martin, Ed: 1986-89 |
| Bostic, Don: 1980-81 | McClendon, Leroy: 1985 |
| Bostick, John: 1982-89 | Meyer, Jerry: 1999 |
| Callahan, Rick: 1990-93 | Miller, John Ed: 1966 |
| Cason, David: 2011-Present | Monroe, Randy: 1994 |
| Cooper, Norman: 1947 | Muller, Dan: 2002-Present |
| Couch, Roger: 1977 | Newton, C.M.: 1982-89 |
| Clayton, Dale: 1979-84 | Peterson, Buzz: 1994-96 |
| Davis, Charles: 1995-96 | Petrone, Mike: 1983-92 |
| Dobbs, Wayne: 1977-79, 1971-76 | Polk, Bob: 1948-58, 1960-61 |
| Dougherty, Neil: 1990-93 | Rhodes, Mike: 1982 |
| Elliott, Mark: 1988-92 | Rice, King: 2007-11 |
| Estes, Ray: 1970-71 | Richardson, Tom: 2004-Present |
| Fiser, Warren: 1962 | Rochelle, Al: 1960 |
| Fogler, Eddie: 1990-93 | Russell, John: 1964-66, 1970 |
| Fowler, Lee: 1979 | Schmidt, Richard: 1980-81 |
| Fox, Inman: 1958 | Scobey, David: 1950-54 |
| Frederick, Brad: 2001-Present | Shurina, Steve: 1999-00 |
| French, Jimmy: 1959 | Skinner, Roy: 1959, 1962-76, 1958-61 |
| Garr, Homer: 1967-69 | Southwood, Jerry: 1968-69 |
| Gaudet, Pete: 1997-98 | Stallings, Kevin: 2000-Present |
| Grace, Bob: 1966-67 | Taylor, Clarence: 1961 |
| Heldman, Jack: 1955-57 | van Breda Kolff, Jan: 1994-99 |
| Hoover, Jay: 1978 | Walker, Chris: 1997-99 |
| Hyden, Johnny: 1947 | Walter, Al: 1982-87 |
| Jackson, Jeff: 2000-2006 | |
| Jankovich, Tim: 2000-2002 | |
| Jennings, Bill: 1958 | |
| Keating, Kerry: 1995 | |

Head Coaches in **Boldface**.
Roster since 1948



Bob Polk
1948-58, 1960-61
(197-106)



Roy Skinner
1959, 1962-76
(278-135)



C.M. Newton
1982-89
(129-115)



Eddie Fogler
1990-93
(81-48)



Jan Van Breda Kolff
1994-99
(104-81)



Kevin Stallings
2000 - Present
(236-148)



NCAA BOXSCORES

2011 NCAA Tournament



The 2010-11 Vanderbilt Commodores.
Front Row (L-R): Lance Goulbourne, Andre Walker, Chris Meriwether, Darshawn McClellan, Joe Duffy, Brad Tinsley, Jeffery Taylor. **Back Row (L-R):** James Siakam, Jordan Smart, Rod Odom, Josh Henderson, Festus Ezeli, Steve Tchiengang, Aaron Noll, John Jenkins, Kyle Fuller

Richmond 69, Vanderbilt 66
Midwest Regional
Second Round
March 17, 2011 • Denver, Colo.

Vanderbilt	FG	3FG	FT	R	F	Pts	A	T	B	S	M
Goulbourne	2-6	0-1	2-6	9	2	6	2	1	0	0	30
Taylor	1-10	0-0	2-2	9	4	4	0	2	0	0	35
Ezeli	8-10	0-0	5-10	8	4	21	0	1	1	0	31
Tinsley	4-6	2-4	0-0	3	1	10	6	0	1	0	40-
Jenkins	6-9	4-6	5-5	2	1	21	3	0	0	0	36
Fuller	1-2	0-1	0-0	2	0	2	1	0	0	0	10
Tchiengang	1-2	0-0	0-0	1	2	2	0	1	0	1	9
Odom	0-1	0-1	0-0	2	0	0	0	2	0	0	9
Walker	0-0	0-0	0-0	0	0	0	0	0	0	0	0+
TEAM				0							
Totals	23-46	6-13	14-23	36	14	66	12	7	2	1	200

Richmond	FG	3FG	FT	R	F	Pts	A	T	B	S	M
Smith	0-0	0-0	0-0	3	4	0	0	0	1	1	18
Harper	4-12	1-4	4-4	4	3	13	2	0	1	0	38
Geriot	0-1	0-0	0-1	2	2	0	3	0	0	0	24
Brothers	3-8	2-4	0-1	1	0	8	0	0	0	0	17
Anderson	10-24	4-9	1-3	2	2	25	4	1	0	1	40
Garrett	2-2	0-0	0-1	5	4	4	2	0	5	1	19
Lindsay	3-4	1-2	0-0	2	0	7	3	1	0	1	17
Martel	4-5	4-5	0-2	5	3	12	0	0	2	0	27
TEAM				3					1		
Totals	26-56	12-24	5-12	27	18	69	14	3	9	4	200

Score by Periods

1st	2nd	Total	
Richmond	32	37	69
Vanderbilt	35	31	66

FG Percentage: VU 50.0, UR 46.4; **3FG Percentage:** VU 46.2, UR 50.0; **FT Percentage:** VU 60.9, UR 41.7
Tournament Seeds: Vanderbilt 5, Richmond 12

2010 NCAA Tournament



The 2009-10 Vanderbilt Commodores.
Front Row (L-R): Lance Goulbourne, John Jenkins, Chris Meriwether, Jermaine Beal, Brad Tinsley, Jeffery Taylor, Elliott Cole. **Back Row (L-R):** Jordan Smart, Andre Walker, Joe Duffy, Festus Ezeli, A.J. Ogilvy, Steve Tchiengang, Darshawn McClellan, Aaron Noll.

Murray St. 66, Vanderbilt 65
West Regional
First Round
March 18, 2010 • San Jose, Calif.

Vanderbilt	fg-a	3-a	ft-a	o-d-t	pf	tp	a	to	b	s	m
Walker	2-9	0-0	2-2	2-1-3	2	6	6	0	0	2	32
Taylor	3-7	0-0	3-7	1-5-6	4	9	2	1	0	0	21
Ogilvy	4-7	0-0	4-6	2-4-6	3	12	0	2	1	0	20
Beal	3-5	2-4	4-4	0-1-1	2	12	2	3	2	1	39
Jenkins	5-10	2-3	1-2	0-4-4	2	13	2	0	0	1	36
Tinsley	2-4	0-1	2-2	0-1-1	0	6	1	0	0	0	17
Ezeli	2-2	0-0	0-2	1-3-4	2	4	1	3	1	0	19
Goulbourne	1-5	0-3	1-2	0-0-0	0	3	1	0	0	0	10
McClellan	0-1	0-1	0-0	0-0-0	0	0	0	1	0	0	2
Tchiengang	0-0	0-0	0-2	1-2-3	2	0	0	0	0	0	4
Team				3-2-5							
Totals	22-50	4-12	17-29	10-23-33	17	65	15	10	4	4	200

Murray St.	fg-a	3-a	ft-a	o-d-t	pf	tp	a	to	b	s	m
Thomas	5-12	1-3	0-1	1-5-6	1	11	1	2	3	3	29
Aska	3-7	0-0	0-0	0-1-1	4	6	0	2	0	0	19
Easley	1-5	0-0	0-0	1-2-3	5	2	0	0	0	0	13
Miles	5-9	2-4	5-5	0-6-6	1	17	1	1	0	0	33
Jenkins	6-14	2-5	0-0	1-3-4	2	14	5	2	0	0	34
Daniel	1-3	0-0	3-8	5-1-6	1	5	1	0	0	0	15
Canaan	3-6	2-3	0-0	0-1-1	2	8	1	1	0	0	18
Poole	0-1	0-0	0-0	0-1-1	0	0	2	0	0	0	5
McClain	1-2	0-0	1-3	4-1-5	3	3	1	0	1	0	24
Long	0-1	0-0	0-0	1-0-1	1	0	1	1	0	1	6
Fotso	0-0	0-0	0-0	0-0-0	1	0	0	0	0	0	4
Team				2-3-5							
Totals	25-60	7-15	9-17	15-24-39	21	66	13	11	4	4	200

Score by Periods

1st	2nd	Total	
Murray State	36	30	66
Vanderbilt	32	33	65

FG Percentage: MSU: 41.7, VU: 44.0; **3FG Percentage:** MSU: 46.7, VU: 33.3; **FT Percentage:** MSU: 52.9, VU: 58.6
Tournament Seeds: Vanderbilt 4, Richmond 13

2008 NCAA Tournament



The 2007-08 Vanderbilt Commodores.
Front Row (L-R): King Rice, Brad Frederick, Alan Metcalfe, Alex Gordon, Shan Foster, Ross Neltner, Head coach Kevin Stallings, Tom Richardson, Dan Muller. **Back Row (L-R):** Manager Justin Murphy, manager Doug Browne, student trainer Chad Miles, trainer Shannon Gordon, Davis Nwankwo, Elliott Cole, Charles Hinkle, Darshawn McClellan, A.J. Ogilvy, Festus Ezeli, Joe Duffy, Jermaine Beal, George Drake, Keegan Bell, strength and conditioning coach Mark Davis, manager Julio Lupo, manager Alex Bard, manager Sam Ferry

Siena 83, Vanderbilt 62
Midwest Regional
First Round
March 21, 2008 • Tampa, Fla.

Vanderbilt	fg-a	3-a	ft-a	o-d-t	pf	tp	a	to	b	s	m
Foster	6-14	1-5	0-0	0-6-6	4	13	1	2	0	2	34
Neltner	4-6	0-0	2-2	1-3-4	2	10	3	2	0	1	29
Ogilvy	7-15	0-0	4-8	4-2-6	3	18	2	4	0	0	29
Beal	0-4	0-3	0-0	0-1-1	3	0	5	1	0	1	19
Gordon	2-8	2-7	0-0	1-1-2	2	6	0	2	0	1	30
Metcalfe	1-2	0-0	0-0	0-0-0	0	2	0	0	0	0	4
Bell	2-4	1-3	0-0	0-0-0	0	5	0	1	0	0	13
Cole	0-1	0-1	0-0	0-0-0	0	0	0	0	0	0	1
McClellan	0-0	0-0	2-2	1-0-1	2	2	0	0	0	1	8
Graham	3-3	0-0	0-0	1-1-2	1	6	0	3	0	2	10
Walker	0-3	0-0	0-0	4-2-6	2	0	1	1	0	0	18
Drake	0-1	0-1	0-0	1-0-1	0	0	0	0	0	0	1
Duffy	0-0	0-0	0-0	0-0-0	0	0	0	0	0	0	1
Team				1-1-2							
Totals	25-61	4-20	8-12	14-17-31	20	62	12	16	0	9	200

Siena	fg-a	3-a	ft-a	o-d-t	pf	tp	a	to	b	s	m
Duell	0-5	0-3	0-0	1-3-4	2	0	2	0	0	1	31
Ubiles	4-8	0-2	3-4	0-2-2	0	11	2	4	0	3	30
Franklin	3-4	0-0	4-5	1-3-4	4	10	1	2	0	1	22
Moore	3-8	1-4	4-4	1-5-6	0	11	6	6	0	2	35
Hasbrouk	9-14	2-5	10-10	1-3-4	1	30	3	2	0	2	33
De La Rosa	0-0	0-0	0-0	0-0-0	0	0	2	1	0	0	4
Fisher	6-6	6-6	1-2	0-1-1	0	19	0	0	0	0	18
Jackson	0-0	0-0	0-0	0-0-0	0	0	0	0	0	0	1
Rossiter	1-1	0-0	0-0	0-4-4	4	2	0	2	0	1	14
Magee	0-0	0-0	0-0	1-1-2	0	0	0	0	0	0	12
Team				0-2-2							
Totals	26-46	9-20	22-25	5-24-29	11	83	16	17	0	10	200

Score by Periods

1st	2nd	Total	
Siena	46	37	83
Vanderbilt	34	28	62

FG Percentage: SC: 56.5, VU: 41.0; **3FG Percentage:** SC: 45.0, VU: 20.0; **FT Percentage:** SC: 88.0, VU: 66.7;
Tournament Seeds: Vanderbilt 4, Siena 13



NCAA BOXSCORES

2007 NCAA Tournament



The 2006-07 Vanderbilt Commodores. Front Row (L-R): King Rice, Brad Frederick, Head Coach Kevin Stallings, Derrick Byars, Ted Skuchas, Dan Cage, Tom Richardson, Dan Muller. **Back Row:** Student Manager Sam Ferry, Student Manager Alex Bard, Davis Nwankwo, Alex Gordon, Jermaine Beal, Shan Foster, Ross Neltner, Alan Metcalfe, Jajuan Brown, George Drake, Aubrey Hammond, Strength and Conditioning Coach Mark Davis, Athletic Trainer

Vanderbilt 71, George Washington 44
 East Regional
 First Round
 March 15, 2007 • Sacramento, Calif.

Vanderbilt	FG	3FG	FT	R	F	Pts	A	T	B	S	M
Byars	5-14	2-6	0-0	6	2	12	5	0	0	0	27
Neltner	1-2	0-0	0-0	2	2	2	2	1	0	0	17
Gordon	2-4	2-3	4-4	6	2	10	4	1	0	0	23
Cage	2-8	2-8	0-0	4	3	6	3	1	0	1	25
Foster	7-14	4-10	0-0	1	3	18	2	2	2	0	27
Beal	1-3	0-1	2-4	1	3	4	1	1	0	3	17
Rodriguez	0-0	0-0	1-2	0	0	1	1	1	0	0	2
Metcalfe	2-3	0-1	4-4	2	0	8	0	0	0	1	11
Hammond	0-0	0-0	0-0	1	1	0	0	0	0	0	4
Brown	1-3	0-0	0-0	2	1	2	0	2	0	1	16
Drake	3-6	2-2	0-0	3	2	8	3	2	0	0	16
Skuchas	2-4	0-0	2-2	6	3	6	1	0	1	0	15
TEAM				7							
Totals	26-61	12-31	13-16	41	22	77	22	11	3	6	200

G. Washington	FG	3FG	FT	R	F	Pts	A	T	B	S	M
Koundjaf	0-3	0-1	7-10	5	3	7	1	1	0	0	24
Akingbade	2-5	0-0	1-4	9	3	5	0	3	1	0	22
Hollis	2-8	0-1	1-1	0	3	5	0	2	0	0	21
Elliott	2-9	0-2	4-4	2	0	8	1	3	1	1	27
Rice	1-9	1-5	0-0	3	1	3	1	1	0	0	27
King	4-6	1-2	0-0	5	3	9	2	2	1	1	30
Diggs	1-5	0-0	1-2	1	1	3	0	3	0	0	13
Del Favero	0-0	0-0	0-0	0	0	0	0	1	0	0	1
Opoku	0-0	0-0	1-4	2	0	1	0	1	1	0	9
Lee	0-0	0-0	0-0	0	1	0	1	0	0	0	3
Wilmore	1-2	1-2	0-0	1	0	3	0	1	1	1	17
Laplante	0-0	0-0	0-0	0	0	0	0	0	0	0	1
Green	0-1	0-1	0-0	1	1	0	0	2	0	0	5
TEAM				7							
Totals	13-48	3-14	15-25	36	16	44	6	20	5	3	200

Score by Periods	1st	2nd	Total
George Washington	20	24	44
Vanderbilt	45	32	77

FG Percentage: VU 42.6, GW 27.1; 3FG Percentage: VU 38.7, GW 21.4;
 FT Percentage: VU 81.3, GW 60.0
 Tournament Seeds: Vanderbilt 6, George Washington 11

Vanderbilt 75, Washington St. 74
 (20T)
 East Regional
 Second Round
 March 17, 2007 • Sacramento, Calif.

Vanderbilt	FG	3FG	FT	R	F	Pts	A	T	B	S	M
Foster	8-17	1-7	3-3	6	4	20	1	4	0	2	42
Neltner	2-4	0-0	0-0	4	0	4	2	1	1	1	21
Gordon	4-6	2-4	2-5	4	1	12	2	4	0	0	37
Byars	9-20	5-9	4-4	5	4	27	2	5	1	3	45
Cage	3-10	2-7	3-4	7	1	11	4	0	0	1	49
Beal	0-1	0-0	0-0	0	0	0	2	0	0	2	13
Metcalfe	0-1	0-0	0-0	0	2	0	0	0	0	0	3
Brown	0-1	0-0	0-0	1	1	0	0	0	0	0	9
Drake	0-0	0-0	0-0	0	0	0	0	0	2	0	3
Skuchas	1-3	0-0	2-2	7	4	4	0	1	0	1	28
TEAM				5							
Totals	27-63	10-27	14-18	39	17	78	13	17	2	12	250

Washington St.	FG	3FG	FT	R	F	Pts	A	T	B	S	M
Cowgill	6-10	0-0	2-4	6	1	14	2	2	1	0	43
Clark	1-5	0-0	0-0	3	3	2	0	1	2	2	15
Low	8-16	3-9	2-2	2	1	21	3	2	0	2	48
Rochestie	1-7	0-3	0-0	4	3	2	3	5	0	2	36
Weaver	1-8	0-1	3-4	6	3	5	8	8	0	4	48
Matthews	2-3	1-2	0-0	0	1	5	0	1	0	0	8
Baynes	5-7	0-0	4-5	5	4	14	0	0	0	0	37
Harmeling	3-4	3-4	2-2	2	0	11	0	0	1	0	15
TEAM				8							
Totals	27-60	7-19	13-17	36	16	74	16	19	4	10	250

Score by Periods	1st	2nd	OT	OT2	Total
Vanderbilt	25	35	9	9	78
Washington State	33	27	9	5	74

FG Percentage: VU 42.9, WSU 45.0; 3FG Percentage: VU 37.0, WSU 36.8;
 FT Percentage: VU 77.8, WSU 76.5
 Tournament Seeds: Vanderbilt 6, Washington State 3

Georgetown 66, Vanderbilt 65
 East Regional
 Regional Semifinal
 March 23, 2007 • East Rutherford, N.J.

Vanderbilt	FG	3FG	FT	R	F	Pts	A	T	B	S	M
Byars	5-12	3-7	4-5	1	2	17	5	1	0	1	38
Foster	7-17	2-6	0-1	2	3	16	1	2	0	0	38
Neltner	2-2	0-0	4-6	6	1	8	3	1	1	1	34
Gordon	1-8	1-7	0-0	1	2	3	2	0	0	0	27
Cage	4-10	3-7	6-6	7	2	17	4	0	2	3	38
Beal	1-1	0-0	0-0	1	1	2	2	0	1	0	13
Brown	0-0	0-0	0-0	0	1	0	0	0	0	0	2
Skuchas	1-1	0-0	0-2	2	4	2	0	1	0	0	10
TEAM				6							
Totals	21-51	9-27	14-20	26	16	65	17	5	4	5	200

Georgetown	FG	3FG	FT	R	F	Pts	A	T	B	S	M
Summers	5-13	3-4	2-4	7	1	15	3	3	2	0	34
Green	7-11	0-2	1-1	4	3	15	3	1	0	1	40
Hibbert	5-7	0-0	2-4	10	5	12	0	2	0	1	27
Wallace	3-8	2-5	0-0	3	1	8	4	0	0	0	33
Sapp	2-10	1-5	1-3	5	3	6	3	1	1	1	33
Rivers	0-0	0-0	0-0	1	0	0	0	0	0	0	8
Crawford	1-2	1-2	0-0	2	2	3	0	1	0	0	8
Ewing	2-5	1-1	2-2	3	3	7	1	3	0	0	17
TEAM				5							
Totals	25-56	8-19	8-14	40	18	66	14	11	3	3	200

Score by Periods	1st	2nd	Total
Vanderbilt	32	33	65
Georgetown	24	42	66

FG Percentage: VU 41.2, GU 44.6; 3FG Percentage: VU 33.3, GU 42.1;
 FT Percentage: VU 70.0, GU 57.1
 Tournament Seeds: Vanderbilt 6, Georgetown 2



NCAA BOXSCORES

2004 NCAA Tournament



The 2003-04 Vanderbilt Commodores. Front Row (L-R): Jeff Jackson, Brad Frederick, Head Coach Kevin Stallings, Russell Lakey, Matt Freije, Martin Schnedlitz, Scott Hundley, Tom Richardson, Dan Muller, and James Strong.
Back Row: Student Manager Simon Lugge, Student Manager Martin Bahar, Student Manager Mike Streams, Student Manager Landon Gibbs, Mario Moore, LaBraun Andrews, Julian Terrell, Ted Skuchas, Dawid Przybyszewski, Corey Smith, Jason Holwerda, Dan Cage, Adam Payton, Academic Counselor Candice Storey, Strength and Conditioning Coach Mark Davis and Athletic Trainer Mike Meyer.

Vanderbilt 71, Western Michigan 58

Phoenix Regional
First Round
March 19, 2004 • Orlando, Fla.

Vanderbilt	FG	3FG	FT	R	F	Pts	A	T	B	S	M
Freije	4-9	2-5	3-5	8	1	13	3	2	0	0	30
Smith	2-2	1-1	0-0	3	4	5	3	0	1	2	22
Przybyszewski	3-5	1-1	0-3	2	1	7	1	0	1	0	21
Moore	10-16	6-8	0-0	1	3	26	2	2	0	3	31
Lakey	0-3	0-2	2-4	4	2	2	4	5	0	2	30
Holwerda	0-0	0-0	0-0	1	1	0	0	3	0	0	7
Payton	1-1	0-0	0-0	0	0	2	0	1	0	0	6
Cage	1-3	1-2	0-0	1	0	3	0	1	0	0	6
Hundley	1-2	0-0	3-4	4	0	5	2	2	1	1	20
Terrell	3-4	0-0	0-2	4	2	6	1	1	2	1	23
Schnedlitz	1-1	0-0	0-0	1	0	2	0	0	0	0	1
Skuchas	0-0	0-0	0-0	0	1	0	0	0	0	0	3
Team				4							
Totals	26-46	11-19	8-18	33	15	71	16	17	5	9	200

W. Michigan	FG	3FG	FT	R	F	Pts	A	T	B	S	M
Snider	1-9	0-4	3-4	9	3	5	6	0	0	5	34
Williams	10-20	0-2	4-6	3	4	24	1	6	0	2	35
Kann	3-6	0-0	1-2	6	5	7	0	0	0	1	30
Willis	1-2	1-2	0-0	2	0	3	1	2	0	1	18
Reed	4-13	0-5	2-2	10	2	10	1	2	0	1	36
Berry	1-5	1-4	2-2	0	1	5	0	1	0	2	28
Rost	1-3	0-1	0-0	3	4	2	1	1	1	1	12
Madison	1-5	0-1	0-0	0	0	2	0	0	0	0	6
Bronson	0-0	0-0	0-0	0	0	0	0	0	0	0	1
Team				3							
Totals	22-63	2-19	12-16	36	19	58	10	12	1	13	200

Score by Periods	1st	2nd	Total
Western Michigan	34	24	58
Vanderbilt	31	40	71

FG Percentage: VU 57, WM 35; 3FG Percentage: VU 58, WM 11;
 FT Percentage: VU 44, WM 75
 Tournament Seeds: Vanderbilt 6, Western Michigan 11

Vanderbilt 75, #15 N.C. St. 73

Phoenix Regional
Second Round
March 21, 2004 • Orlando, Fla.

Vanderbilt	FG	3FG	FT	R	F	Pts	A	T	B	S	M
Freije	8-15	4-8	11-11	3	1	31	0	0	0	0	38
Smith	3-7	1-4	3-3	4	3	10	3	3	0	1	32
Przybyszewski	4-7	2-4	3-4	3	2	13	2	0	1	1	26
Moore	6-12	3-5	1-1	6	2	16	1	0	0	1	26
Lakey	0-1	0-1	1-2	5	1	1	7	2	0	0	32
Holwerda	0-0	0-0	0-0	0	1	0	1	2	0	0	7
Cage	0-2	0-2	0-0	1	1	0	0	0	0	0	9
Hundley	2-3	0-1	0-0	2	1	4	1	0	1	1	17
Terrell	0-2	0-0	0-0	1	1	0	0	1	0	0	13
TEAM				2							
Total	23-49	10-25	19-21	27	13	75	15	8	2	4	200

N.C. State	FG	3FG	FT	R	F	Pts	A	T	B	S	M
Evtimov	10-13	5-8	3-4	5	3	28	4	0	0	0	37
Melvin	3-13	3-10	2-2	4	2	11	2	2	1	0	34
Collins	0-2	0-2	0-0	4	3	0	4	2	0	0	26
Atsur	6-14	2-7	0-0	8	3	14	2	0	0	1	33
Hodge	5-11	0-1	1-2	6	5	11	1	1	0	0	36
O'Donnell	0-0	0-0	0-0	0	0	0	0	0	0	0	1
Bennerman	0-0	0-0	0-0	1	2	0	0	1	0	0	13
Watkins	3-4	3-3	0-0	0	2	9	0	0	0	0	21
Team				3							
Total	27-57	13-31	6-8	31	20	73	13	6	1	1	200

Score by Periods	1st	2nd	Total
Vanderbilt	31	44	75
North Carolina State	28	45	73

FG Percentage: VU 47, NCSU 47; 3FG Percentage: VU 40, NCSU 42;
 FT Percentage: VU 91, NCSU 75
 Tournament Seeds: Vanderbilt 6, N.C. State 3

Connecticut 73, Vanderbilt 53

Phoenix Regional
Regional Semifinal
March 25, 2004 • Phoenix, Ariz.

Vanderbilt	FG	3FG	FT	R	F	Pts	A	T	B	S	M
Przybyszewski	3-7	2-4	0-0	3	1	8	1	1	0	0	24
Freije	3-18	0-6	2-4	4	1	8	1	3	0	0	33
Lakey	1-5	0-2	0-0	1	3	2	1	1	0	2	25
Moore	4-9	2-4	2-2	1	1	12	1	1	0	4	33
Smith	4-9	3-6	1-2	0	1	12	0	2	0	1	29
Holwerda	1-1	0-0	0-0	0	1	2	0	0	0	0	5
Payton	2-2	0-0	0-0	1	1	4	1	1	0	0	12
Cage	0-1	0-1	0-0	0	0	0	0	0	0	0	2
Hundley	1-1	1-1	0-0	1	0	3	2	0	0	1	14
Terrell	1-2	0-0	0-0	6	4	2	4	2	0	0	19
Skuchas	0-2	0-0	0-0	0	1	0	0	0	0	0	4
Team				4							
Total	20-57	8-24	5-8	21	14	53	11	11	0	8	200

Connecticut	FG	3FG	FT	R	F	Pts	A	T	B	S	M
Boone	4-6	0-0	0-0	4	2	8	0	1	1	2	28
Anderson	5-11	3-8	2-2	6	0	15	3	6	1	1	34
Okafor	4-7	0-0	4-6	11	3	12	0	4	0	2	32
Gordon	7-16	3-9	3-3	9	1	20	5	2	0	0	39
Brown	4-7	0-0	4-4	5	0	12	5	4	0	1	36
Swaller	0-0	0-0	0-0	0	1	0	0	0	0	0	2
Villanueva	2-3	0-0	0-0	2	1	4	0	0	0	0	9
Armstrong	1-1	0-0	0-0	3	1	2	1	0	2	0	13
Brown	0-0	0-0	0-0	1	1	0	0	1	0	0	7
Team				3							
Total	27-51	6-17	13-15	44	10	73	14	18	4	6	200

Score by Periods	1st	2nd	Total
Vanderbilt	31	44	75
North Carolina State	28	45	73

FG Percentage: VU 35, UC 53; 3FG Percentage: VU 33, UC 35;
 FT Percentage: VU 63, UC 87
 Tournament Seeds: Vanderbilt 6, Connecticut 1



NCAA BOXSCORES

1997 NCAA Tournament



The 1996-97 Vanderbilt Commodores. Front Row (L-R): Head Coach Jan van Breda Kolff, Asst. Coach Chris Walker, Atiba Prater, Drew Maddux, Howard Pride, Pax Whitehead, Dan Langhi, Asst. Coach Brian Ayers, Strength Coach Todd Suttles.
Back Row: Athletic Trainer Tom Bossung, Student Athletic Trainer Ben Kamp, Vince Ford, Charlie Bennett, Austin Bates, Gianni Cugini, Billy Di Spaltro, James Strong, Brian Williams, Student Manager Chris Hubbuch, Student Manager Carter Bohn.

Xavier 80, Vanderbilt 68

Midwest Regional
 First Round
 March 13, 1997 • Auburn Hills, Mich.

Vanderbilt	FG	3FG	FT	R	F	Pts	A	T	B	S	M
Di Spaltro	2-4	0-0	1-2	5	5	5	0	4	1	0	28
Whitehead	2-11	0-5	4-6	6	2	8	2	4	0	1	36
Bates	9-16	0-0	3-6	7	4	21	2	1	0	1	38
Pride	0-1	0-1	1-2	0	1	1	0	0	0	0	9
Maddux	6-15	4-11	0-0	2	4	16	3	5	0	5	40
Strong	0-0	0-0	0-0	1	1	0	0	1	0	1	3
Prater	4-5	3-3	0-1	3	1	11	6	5	0	0	32
Langhi	2-3	1-1	1-2	2	0	6	0	1	1	0	14
Totals	25-55	8-21	10-19	33	18	68	13	21	2	8	200

Xavier	FG	3FG	FT	R	F	Pts	A	T	B	S	M
Johnson	2-5	0-0	0-1	9	4	4	4	3	1	2	35
Williams	6-15	0-1	4-5	6	2	16	5	0	0	1	34
Braggs	4-9	0-0	1-2	7	5	9	3	1	0	1	23
Brown	6-12	1-4	0-0	1	2	13	1	3	0	1	33
Lumpkin	6-13	2-6	2-2	3	2	16	1	4	0	1	34
Anderson	0-0	0-0	0-0	1	1	0	2	4	0	6	14
Posey	7-10	0-2	8-8	8	2	22	1	1	1	4	27
Totals	31-64	3-13	15-18	39	19	80	9	18	2	9	200

Score by Periods	1st	2nd	Total
Vanderbilt	33	35	68
Xavier	38	42	80

FG Percentage: VU 46, XU 48; 3FG Percentage: VU 38, XU 23;
 FT Percentage: VU 53, SC 83
 Tournament Seeds: Vanderbilt 10, Xavier 7

Vanderbilt 92, Boise St. 72

West Regional
 First Round
 March 18, 1993 • Salt Lake City, Utah

Vanderbilt	FG	3FG	FT	R	F	Pts	A	T	B	S	M
Elder	5-6	1-1	3-3	3	5	14	2	1	0	0	18
Anglin	3-7	1-4	5-7	3	0	12	4	1	0	1	31
Lawson	6-11	0-0	4-4	8	1	16	1	3	1	0	27
McCaffrey	8-13	4-5	6-7	4	2	26	3	3	0	0	30
McMahan	2-5	2-3	2-2	2	2	8	3	2	0	1	19
Beth	0-1	0-1	2-2	1	1	2	1	0	0	0	5
Seckar	2-4	2-2	0-0	2	1	6	3	2	0	3	21
Sheron	0-3	0-2	0-0	1	0	0	0	0	0	0	5
Milburn	0-0	0-0	0-0	2	1	0	0	1	0	0	15
Hall	3-6	0-0	0-0	5	4	6	2	2	1	2	22
Woods	0-0	0-0	2-2	0	1	2	0	0	0	1	7
Totals	29-56	10-18	24-27	31	18	92	19	15	2	8	200

Boise State	FG	3FG	FT	R	F	Pts	A	T	B	S	M
Morris	2-8	0-3	1-2	3	2	5	2	7	0	3	22
Bellamy	0-1	0-0	0-0	1	1	3	0	0	0	0	6
Beard	4-7	0-0	7-9	7	3	15	1	2	1	0	27
Woods	4-9	1-3	2-2	4	1	11	2	4	0	0	26
Vaughn	3-9	2-6	0-0	0	3	8	3	3	0	2	28
Speed	1-4	0-1	3-4	2	3	5	2	0	0	2	19
Tolman	0-2	0-2	0-0	2	0	0	2	0	0	0	4
Archibald	2-5	0-2	2-3	2	3	6	4	4	0	1	26
Bertch	0-0	0-0	0-0	0	0	0	0	0	0	0	1
Williams	7-11	0-0	1-1	9	1	15	0	1	0	0	29
Coker	3-4	0-0	1-1	4	2	7	1	0	2	0	11
Totals	26-60	3-17	17-22	36	21	72	17	21	3	8	200

Score by Periods	1st	2nd	Total
Boise State	27	45	72
Vanderbilt	35	57	92

FG Percentage: VU 52, BS 43; 3-Point FG Percentage: VU 56, BS 18;
 FT Percentage: VU 80, BS 77;
 Tournament Seeds: Vanderbilt 3, Boise State 14

Vanderbilt 85, Illinois 68

West Regional
 Second Round
 March 20, 1993 • Salt Lake City, Utah

Vanderbilt	FG	3FG	FT	R	F	Pts	A	T	B	S	M
Elder	2-5	1-3	0-0	2	2	5	4	5	0	1	35
Anglin	2-6	0-2	3-7	9	1	7	3	1	0	0	38
Lawson	6-7	1-2	3-5	6	3	16	3	3	0	2	30
McCaffrey	10-17	4-10	5-5	1	2	29	4	3	0	2	34
McMahan	6-8	4-5	5-6	3	2	21	2	1	1	0	21
Beth	0-0	0-0	0-0	0	0	0	0	0	0	0	1
Seckar	0-3	0-2	0-0	2	0	0	2	1	0	0	19
Sheron	0-0	0-0	0-0	0	0	0	0	0	0	0	1
Milburn	0-0	0-0	0-0	0	1	0	0	0	0	0	4
Hall	3-5	0-0	1-2	4	2	7	1	1	1	1	17
Woods	0-0	0-0	0-0	0	0	0	0	0	0	0	2
Totals	29-51	10-24	17-25	30	13	85	19	15	2	5	200

Illinois	FG	3FG	FT	R	F	Pts	A	T	B	S	M
Bennett	6-10	0-0	0-0	5	2	12	0	2	0	1	30
Kaufmann	2-10	1-5	0-0	2	5	5	3	3	0	0	28
Thomas	5-6	0-0	3-6	8	3	13	2	3	1	0	36
Clemons	8-12	1-1	1-2	4	3	18	3	1	0	0	29
Keene	5-16	1-11	0-0	1	2	11	3	2	0	3	25
Harris	0-1	0-1	0-0	1	0	0	0	0	0	0	3
Taylor	0-0	0-0	0-0	0	2	0	0	0	0	0	7
Michael	1-1	1-1	0-0	2	1	3	0	0	0	0	7
Davidson	1-1	0-0	0-0	2	0	2	1	0	0	0	8
Wheeler	1-6	0-4	2-2	4	3	4	2	3	0	1	27
Totals	29-63	4-23	6-10	32	21	68	16	14	1	5	200

Score by Periods	1st	2nd	Total
Illinois	28	40	68
Vanderbilt	39	46	85

FG Percentage: VU 57, UI 46; 3-Point FG Percentage: VU 42, UI 17;
 FT Percentage: VU 68, UI 60;
 Tournament Seeds: Vanderbilt 3, Illinois 6



NCAA BOXSCORES

1993 NCAA Tournament



The 1992-93 Vanderbilt Commodores. **Front Row (L-R):** Assistant Coach Rick Callahan, Assistant Coach Neil Dougherty, Aaron Beth, Dan Hall, Kevin Anglin, Bruce Elder, Chris Lawson, Billy McCaffrey, Head Coach Eddie Fogler, Assistant Coach Jeff Lebo.
Back Row: Student Manager Paul Nixon, Student Manager Kirk Sanders, Chad Sheron, Malik Evans, Chris Woods, Bryan Milburn, Ronnie McMahan, Frank Seckar, Athletic Trainer Paul Federici.

Temple 67, Vanderbilt 59
 West Regional
 Regional Semifinal
 March 26, 1993 • Seattle, Wash.

Vanderbilt	FG	3FG	FT	R	F	Pts	A	T	B	S	M
Elder	5-6	1-2	1-1	7	2	12	5	3	0	1	31
Anglin	1-3	1-3	0-0	1	1	3	4	3	0	0	33
Lawson	2-4	0-0	0-0	5	4	4	4	5	0	0	33
McCaffrey	7-15	3-7	0-0	3	3	17	2	4	0	0	32
McMahan	7-11	7-11	0-0	3	1	21	2	1	0	1	33
Hall	1-2	0-0	0-0	3	3	2	0	1	1	0	20
Seckar	0-3	0-3	0-0	0	1	0	1	1	0	1	10
Milburn	0-0	0-0	0-0	2	1	0	0	0	1	0	8
Totals	23-44	12-26	1-1	24	16	59	18	18	2	3	200

Temple	FG	3FG	FT	R	F	Pts	A	T	B	S	M
Jones	13-23	0-4	0-0	5	1	26	2	1	0	2	40
Battie	4-8	0-0	4-4	10	2	12	0	1	0	3	37
Cunningham	0-1	0-0	0-0	1	0	0	0	0	0	1	14
Brunson	3-8	0-3	3-5	3	3	9	1	0	0	2	40
McKie	6-17	1-3	1-3	4	3	14	2	3	1	4	40
Ivey	3-5	0-0	0-1	2	0	6	0	1	0	1	29
Totals	29-62	1-10	8-13	30	9	67	5	6	1	13	200

Score by Periods	1st	2nd	Total
Temple	18	49	67
Vanderbilt	24	35	59

FG Percentage: VU 52, TU 57; 3-Point FG Percentage: VU 46, TU 10;
 FT Percentage: VU 100, TU 62;
 Tournament Seeds: Vanderbilt 3, Temple 7

Georgetown 70, Vanderbilt 60
 West Regional
 First Round
 March 15, 1991 • Tucson, Ariz.

Vanderbilt	FG	3FG	FT	R	F	Pts	A	T	B	S	M
Elder	2-6	0-0	2-2	4	3	6	4	3	0	2	33
Mayes	2-8	1-4	3-4	5	5	8	1	1	0	0	32
Grant	3-7	0-0	1-1	2	5	7	0	2	1	2	21
Anglin	1-4	0-2	0-0	2	4	2	2	2	0	0	28
Draud	6-16	5-12	5-6	1	2	22	0	0	0	1	32
Milholland	4-8	0-1	0-0	2	3	8	0	2	0	0	21
Maloney	2-5	1-3	0-0	2	1	5	4	1	0	2	23
Daunic	0-0	0-0	0-0	0	1	0	0	0	0	0	4
Beth	0-0	0-0	0-0	1	1	0	0	0	0	0	3
Benjamin	1-2	0-0	0-0	2	0	2	0	0	0	0	3
Totals	21-56	7-22	11-13	22	25	60	11	11	1	7	200

Georgetown	FG	3FG	FT	R	F	Pts	A	T	B	S	M
Churchwell	2-8	0-0	0-0	3	2	4	5	1	0	1	28
Mourning	7-9	0-0	9-10	8	4	23	3	2	3	1	26
Mutombo	4-8	0-0	6-7	12	2	14	1	5	3	1	38
Brown	6-10	1-2	1-1	7	1	14	4	4	0	1	39
Harrison	4-9	0-2	1-2	3	0	9	0	2	0	0	22
Morgan	0-0	0-0	1-2	3	2	1	1	2	0	0	16
Thompson	0-3	0-0	0-0	1	0	0	1	0	1	1	15
Kelly	2-2	0-0	1-2	0	1	5	0	1	0	0	16
Totals	25-49	1-4	19-24	39	12	70	15	17	7	5	200

Score by Periods	1st	2nd	Total
Vanderbilt	25	35	60
Georgetown	35	35	70

FG Percentage: VU 38, GT 51; 3FG Percentage: VU 32, GT 25;
 FT Percentage: VU 85, GT 79
 Tournament Seeds: Vanderbilt 9, Georgetown 8

Notre Dame 81, Vanderbilt 65
 East Regional
 First Round
 March 17, 1989 • Providence, R.I.

Vanderbilt	FG	3FG	FT	R	F	Pts	A	T	B	S	M
Booker	3-10	1-3	1-2	1	2	8	1	2	0	1	33
Reid	2-4	0-0	3-3	1	2	7	0	0	0	2	32
Kornet	8-14	0-0	1-5	4	4	17	2	1	0	0	33
Wilcox	4-10	1-2	0-0	2	3	9	4	4	0	1	38
Goheen	4-7	1-1	9-9	5	1	18	3	2	0	2	36
Mayes	0-1	0-0	0-0	4	1	0	1	0	0	0	9
Grant	0-0	0-0	0-0	2	0	0	0	0	0	0	7
Ballestra	1-4	0-0	2-2	2	0	4	1	1	1	0	8
Wheat	0-0	0-0	0-0	1	1	0	0	0	0	0	2
Benjamin	1-1	0-0	0-0	0	0	2	0	0	0	0	1
Milholland	0-1	0-0	0-0	0	0	0	0	0	0	0	1
Totals	23-52	3-6	16-21	24	14	65	12	10	1	6	200

Notre Dame	FG	3FG	FT	R	F	Pts	A	T	B	S	M
Ellis	8-14	0-0	1-1	18	4	17	1	2	3	0	25
Jackson	6-19	2-6	2-2	4	1	16	6	1	0	1	35
Robinson	3-6	0-0	2-4	8	1	8	0	2	0	0	32
Singleton	2-2	0-0	2-2	2	4	6	7	0	0	1	33
Bennett	3-5	0-0	2-2	1	2	8	2	2	0	1	26
Fredrick	8-12	4-4	0-2	3	2	20	3	1	1	0	19
Tower	1-1	0-0	0-0	1	4	2	0	1	0	1	15
Sweet	1-1	0-0	0-0	0	0	2	1	0	0	0	6
Paddock	1-2	0-0	0-0	0	0	0	0	0	0	0	1
Adkins	0-0	0-0	0-0	0	0	0	0	0	0	0	1
Crawford	0-1	0-0	0-0	0	0	0	0	0	0	0	1
Totals	33-63	6-10	9-13	39	19	81	20	9	4	5	200

Score by Periods	1st	2nd	Total
Notre Dame	34	47	81
Vanderbilt	30	35	65

FG Percentage: VU 44, ND 52, 3FG Percentage: VU 50, ND 60,
 FT Percentage: VU 76, ND 69
 Tournament Seeds: Vanderbilt 8, Notre Dame 9



NCAA BOXSCORES

1991 NCAA Tournament



The 1990-91 Vanderbilt Commodores. Front Row (L-R): Assistant Coach Neil Dougherty, Assistant Coach Rick Callahan, Head Coach Eddie Fogler, Todd Milholland, Steve Grant, Scott Draud, Charles Mayes, Fred Benjamin, Assistant Coach Mark Elliott, Assistant Coach Mike Petrone, Athletic Trainer Paul Federici.

Back Row: Student Manager John Deahl, Aaron Beth, Matt Maloney, Morgan Wheat, Dan Hall, Rob Nunnery, John Amaechi, Bruce Elder, Kevin Anglin, Willy Daunic, Student Manager Jef Fowler.

1989 NCAA Tournament



The 1988-89 Vanderbilt Commodores. Front Row (L-R): Head Coach C.M. Newton, Assistant Coach John Bostick, Assistant Coach Ed Martin, Derrick Wilcox, Barry Goheen, Barry Booker, Robbie Graham, Scott Draud, Assistant Coach Mark Elliott, Assistant Coach Mike Petrone, Athletic Trainer Paul Federici.

Back Row: Student Manager Mike Carmody, Kevin Ogiby, Morgan Wheat, Steve Grant, Eric Reid, Todd Milholland, Fred Benjamin, Alberto Ballestra, Frank Kornet, Charles Mayes, James Amsler, Student Manager Sean Smith.

Vanderbilt 80, Utah St. 77

Midwest Regional
First Round

March 18, 1988 • Lincoln, Neb.

Vanderbilt	FG	3FG	FT	R	F	Pts	A	T	B	S	M
Kornet	10-13	0-0	0-0	10	2	20	3	1	0	1	35
Reid	1-6	0-0	2-2	8	2	4	1	3	0	0	23
Perdue	9-18	0-0	2-2	11	4	20	5	3	0	0	38
Booker	3-11	2-8	0-0	5	3	8	2	2	0	2	30
Goheen	5-6	1-1	3-3	3	0	14	8	3	1	0	28
Mays	0-1	0-1	2-2	6	1	2	1	2	0	0	12
Grant	0-0	0-0	0-0	1	2	0	0	1	0	0	4
Wilcox	1-2	0-0	2-4	0	2	4	2	1	0	0	10
Draud	3-8	2-4	0-0	0	2	8	2	0	0	0	20
Totals	32-65	5-14	11-13	47	18	80	24	16	1	3	200

Utah State	FG	3FG	FT	R	F	Pts	A	T	B	S	M
Conway	5-11	0-0	4-9	12	3	14	1	4	0	0	36
Pete	3-6	0-0	2-2	3	2	8	0	0	2	0	25
Houskeeper	4-5	0-0	3-5	4	2	11	0	0	0	0	29
Nixon	6-13	1-2	2-4	6	1	15	7	1	0	4	40
Newey	3-15	3-12	0-0	0	3	9	3	2	0	0	34
Anderson	6-13	2-7	4-6	3	2	18	6	1	0	1	27
Judkins	1-2	0-1	0-0	3	1	2	2	1	0	0	9
Totals	28-65	6-22	15-26	34	14	77	19	9	2	5	200

Score by Periods	1st	2nd	Total
Utah State	28	49	77
Vanderbilt	38	42	80

FG Percentage: VU 49, US 43; 3FG Percentage: VU 33, US 27;
FT Percentage: VU 85, US 58
Tournament Seeds: Vanderbilt 7, Utah State 10

Vanderbilt 80, Pittsburgh 74

(OT)

Midwest Regional
Second Round

March 20, 1988 • Lincoln, Neb.

Vanderbilt	FG	3FG	FT	R	F	Pts	A	T	B	S	M
Kornet	2-7	0-0	0-1	2	4	4	2	0	0	2	40
Reid	5-11	0-0	2-2	4	0	12	1	0	0	0	37
Perdue	6-11	0-0	3-5	5	5	15	4	1	1	0	37
Booker	6-9	3-6	1-2	5	1	16	1	2	0	0	37
Goheen	6-13	2-3	8-9	5	2	22	3	1	0	2	33
Mays	2-3	2-2	0-0	2	1	6	1	0	0	0	17
Draud	1-3	1-3	2-2	0	0	5	4	1	0	0	16
Grant	0-1	0-0	0-0	0	1	0	0	1	0	0	4
Wilcox	0-1	0-1	0-0	1	0	0	1	0	0	1	5
Totals	28-59	8-15	16-21	27	14	80	17	6	1	5	225

Pittsburgh	FG	3FG	FT	R	F	Pts	A	T	B	S	M
Gore	6-14	1-2	1-1	4	4	14	3	6	0	2	34
Lane	3-5	0-1	2-4	20	3	8	5	6	0	1	44
Smith	7-18	0-1	7-8	10	5	21	1	2	1	0	38
Miller	2-7	1-4	2-2	0	3	7	7	1	0	0	45
Porter	6-10	2-4	0-0	2	1	14	1	0	0	1	26
Matthews	2-3	2-3	2-2	1	2	8	1	0	0	0	15
Bailey	0-0	0-0	0-0	0	0	0	0	0	0	0	3
Totals	26-58	6-15	16-19	42	21	74	18	15	1	4	225

Score by Periods	1st	2nd	OT	Total
Vanderbilt	34	35	11	80
Pittsburgh	34	35	5	74

FG Percentage: VU 48, UP 45; 3-Point FG Percentage: VU 53, UP 45;
FT Percentage: VU 76, UP 84;
Tournament Seeds: Vanderbilt 7, Pittsburgh 2

Kansas 77, Vanderbilt 64

Midwest Regional
Regional Semifinal

March 25, 1988 • Pontiac, Mich.

Vanderbilt	FG	3FG	FT	R	F	Pts	A	T	B	S	M
Kornet	2-5	0-0	0-0	7	2	4	4	5	0	2	29
Reid	1-5	0-0	0-0	5	0	2	1	0	0	0	23
Perdue	7-13	0-0	2-3	8	5	16	1	1	2	0	36
Booker	8-16	6-13	0-0	3	1	22	3	2	1	0	33
Goheen	1-7	0-2	1-2	0	3	3	4	2	0	1	31
Draud	1-3	1-3	1-2	0	4	4	2	1	0	1	13
Mays	0-1	0-1	0-0	0	0	0	2	0	0	0	9
Wilcox	3-4	1-1	0-0	2	2	7	0	3	0	2	11
Grant	1-2	0-0	2-2	0	1	4	0	1	0	0	14
Benjamin	1-1	0-0	0-0	1	0	2	0	0	0	0	1
Totals	25-57	8-20	6-9	26	18	64	17	15	3	6	200

Kansas	FG	3FG	FT	R	F	Pts	A	T	B	S	M
Piper	3-5	0-0	2-2	10	2	8	2	2	0	1	33
Guelder	1-2	0-0	0-0	2	2	2	7	1	0	1	22
Manning	16-29	2-3	4-7	5	2	38	1	5	1	1	29
Pritchard	5-6	1-1	0-2	1	3	11	5	2	1	1	33
Newton	2-7	0-0	0-0	7	2	4	1	1	1	0	23
Barry	2-4	0-1	4-6	3	0	8	3	0	0	0	26
Maddox	0-0	0-0	4-4	0	2	4	1	1	0	0	7
Harris	0-3	0-0	0-0	6	0	0	1	0	0	1	22
Nomore	0-0	0-0	0-0	1	0	0	0	0	0	0	3
Minor	0-0	0-0	0-0	0	1	0	0	0	0	0	1
Mattox	1-1	0-0	0-0	0	0	2	0	0	0	1	1
Totals	30-57	3-5	14-21	36	14	77	21	12	3	6	200

Score by Periods	1st	2nd	Total
Vanderbilt	29	35	64
Kansas	41	36	77

FG Percentage: VU 44, KU 53; 3FG Percentage: VU 40, KU 50;
FT Percentage: VU 67, KU 67
Tournament Seeds: Vanderbilt 7, Kansas 6



NCAA BOXSCORES

1988 NCAA Tournament



The 1987-88 Vanderbilt Commodores. Front Row (L-R): Head Coach C.M. Newton, Derrick Wilcox, Scott Draud, Barry Booker, Robert Thoele, Chip Rupp, Barry Goheen, James Amsler, Scott Laughinghouse, Mike Collett, Asst. Coach John Bostick.
Back Row: Student Manager Abb Hayes, Assistant Coach Mark Elliot, Assistant Coach Ed Martin, Steve Grant, Eric Reid, Fred Behjamen, Will Perdue, Frank Kornet, Charles Mays, Athletic Trainer Tim Bream, Assistant Coach Mike Petrone, Student Manager Mike Carmody.

Marquette 69, Vanderbilt 61

Mideast Regional
Regional Semifinal

March 14, 1974 • Tuscaloosa, Ala.

Vanderbilt	FG	3FG	FT	R	F	Pts	A	T	B	S	M
Fosnes	6-15	-	2-2	4	2	14	0	1	1	2	39
Ford	5-8	-	3-4	1	3	13	3	2	0	0	40
Fehler	3-12	-	4-4	4	2	10	0	2	0	1	37
van Breda Koff	2-5	-	4-4	10	3	8	3	3	1	0	40
Compton	4-13	-	4-4	5	2	12	0	2	0	1	34
Fowler	0-2	-	4-4	0	3	4	0	0	0	0	7
Ligon	0-2	-	0-0	2	0	0	0	0	0	0	3
Totals	20-57	-	21-22	29	15	61	6	10	2	4	200

Marquette	FG	3FG	FT	R	F	Pts	A	T	B	S	M
Lucas	5-18	-	5-6	11	1	15	3	1	1	0	39
Walton	5-5	-	4-4	2	3	14	4	3	0	0	39
Ellis	7-10	-	2-2	9	2	16	1	0	1	1	35
Tatum	7-10	-	0-0	5	5	14	1	2	2	1	23
Wash'ton	2-6	-	0-0	3	2	4	0	4	0	0	23
Delsman	0-0	-	0-0	1	1	0	1	0	0	0	5
Daniels	2-3	-	2-2	0	2	4	0	1	0	1	12
Campbell	0-2	-	0-0	3	2	4	1	1	0	0	20
Others	0-0	-	0-0	0	0	0	0	0	0	0	1
Totals	28-54	-	13-14	36	18	69	11	12	4	3	200

Score by Periods	1st	2nd	Total
Marquette	40	29	69
Vanderbilt	30	31	61

FG Percentage: VU 35, MU 52; FT Percentage: VU 96, MU 93

Tournament Seeds: None

Tournament Notes: 25-team field; Vanderbilt received a first-round bye.

Notre Dame 118, Vanderbilt 88

Mideast Regional
Regional Third Place

March 16, 1974 • Tuscaloosa, Ala.

Vanderbilt	FG	3FG	FT	R	F	Pts	A	T	B	S	M
Fowler	6-14	-	0-0	5	2	12	2	2	0	0	21
Fehler	1-7	-	2-2	5	3	4	1	0	0	0	26
van Breda Koff	2-6	-	2-2	5	2	6	6	1	3	0	31
Ford	4-12	-	1-4	2	0	9	2	0	0	1	32
Fosnes	9-15	-	2-3	10	3	20	1	3	1	1	31
Ligon	4-9	-	0-0	2	2	8	1	2	0	0	14
Compton	7-14	-	1-1	1	2	15	0	1	0	1	17
Chess	0-3	-	1-2	2	0	1	2	0	0	0	8
Moore	4-6	-	3-4	2	3	11	1	3	0	0	12
McSwain	0-0	-	2-2	0	2	2	0	0	0	0	1
Others	0-1	-	0-0	2	0	0	0	0	0	0	2
Totals	37-88	-	14-20	40	19	88	16	12	4	3	200

Notre Dame	FG	3FG	FT	R	F	Pts	A	T	B	S	M
Dantley	12-16	-	5-5	10	3	29	0	3	0	1	30
Novak	8-15	-	0-0	6	3	16	4	4	0	2	35
Shumate	11-14	-	8-8	7	4	30	1	4	2	1	35
Clay	3-4	-	0-0	3	0	6	8	1	0	0	28
Brokaw	8-12	-	4-4	5	1	20	5	0	1	1	33
Martin	0-1	-	0-0	3	1	0	1	1	0	1	12
Paterno	3-10	-	2-2	4	0	8	0	0	0	0	8
Crotty	3-4	-	0-0	2	4	6	0	0	1	0	5
Knight	3-4	-	0-0	2	4	6	0	0	1	0	5
Numicz	0-2	-	0-0	0	1	0	0	0	0	1	7
Schuckman	1-1	-	1-2	1	0	3	0	0	0	0	2
Totals	49-82	-	20-21	48	19	118	20	13	4	7	200

Score by Periods	1st	2nd	Total
Notre Dame	60	58	118
Vanderbilt	44	44	88

FG Percentage: VU 42, ND 60; FT Percentage: VU 70, ND 95

Tournament Seeds: None

Tournament Notes: 25-team field; Vanderbilt received a first-round bye.

Vanderbilt 83, DePaul (78) OT

Mideast Regional
Regional Semifinals

March 12, 1965 • Lexington, Ky.

Vanderbilt	FG	3FG	FT	R	F	Pts	A	T	B	S	M
Grace	4-9	-	3-3	4	5	7	-	-	-	-	-
Taylor	0-2	-	2-3	7	1	2	-	-	-	-	-
Lee	8-20	-	8-10	15	5	24	-	-	-	-	-
Thomas	7-10	-	4-4	6	0	18	-	-	-	-	-
Miller	5-13	-	6-10	1	1	16	-	-	-	-	-
Green	0-2	-	0-0	5	3	0	-	-	-	-	-
Gibbs	0-0	-	0-0	0	0	0	-	-	-	-	-
Calvert	6-8	-	0-1	4	3	12	-	-	-	-	-
Totals	30-64	-	23-31	42	18	83	-	-	-	-	-

DePaul	FG	3FG	FT	R	F	Pts	A	T	B	S	M
Palmer	10-18	-	8-11	19	5	28	-	-	-	-	-
Swanson	4-8	-	1-1	8	5	9	-	-	-	-	-
Mills	3-4	-	1-2	5	5	7	-	-	-	-	-
Murphy	9-25	-	3-4	7	2	21	-	-	-	-	-
Meyer	5-11	-	1-3	4	2	11	-	-	-	-	-
Flanagan	0-3	-	0-0	1	4	0	-	-	-	-	-
Birgells	1-3	-	0-0	2	1	2	-	-	-	-	-
Norris	0-3	-	0-0	1	0	0	-	-	-	-	-
Totals	32-75	-	14-21	47	24	78	-	-	-	-	-

Score by Periods	1st	2nd	OT	Total
Vanderbilt	39	37	7	83
DePaul	32	44	2	78

FG Percentage: VU 47, DU 43; FT Percentage: VU 74, DU 67

Tournament Seeds: None

Tournament Notes: 23-team field; Vanderbilt received a first-round bye.



NCAA BOXSCORES

1974 NCAA Tournament



The 1973-74 Vanderbilt Commodores. Front Row (L-R): Bill Ligon, Bob Chess, Jeff Fosnes, Jan van Breda Kolff, Lee Fowler, Spence Young, Warren McSwain
Back Row: Joe Ford, Butch Feher, Neil DeCourcy, Mike Moore, John Norton, Terry Compton.

1965 NCAA Tournament



The 1964-65 Vanderbilt Commodores. Front Row (L-R): John Ed Miller, Head Coach Roy Skinner, Assistant Coach Don Knodel, Kenny Campbell.
Back Row: Athletic Trainer Joe Worden, Garner Petrie, Bob Grace, Ron Green, Wayne Calvert, Keith Thomas, Wayne Taylor, Kenny Gibbs, Clyde Lee, Student Manager John Tarpley.

Michigan 87, Vanderbilt 85

Mideast Regional
 Regional Final
 March 13, 1965 • Lexington, Ky.

Vanderbilt	FG	3FG	FT	R	F	Pts	A	T	B	S	M
Grace	2-4	-	3-5	12	4	7	-	-	-	-	-
Taylor	3-7	-	0-1	6	3	6	-	-	-	-	-
Lee	11-22	-	6-7	20	4	28	-	-	-	-	-
Thomas	9-18	-	3-3	3	5	21	-	-	-	-	-
Miller	8-16	-	1-2	3	0	17	-	-	-	-	-
Green	1-2	-	2-2	3	2	4	-	-	-	-	-
Gibbs	0-2	-	0-1	2	2	0	-	-	-	-	-
Calvert	1-2	-	0-0	0	3	2	-	-	-	-	-
Totals	35-73	-	15-21	49	23	85	-	-	-	-	-

Michigan	FG	3FG	FT	R	F	Pts	A	T	B	S	M
Tregoning	5-9	-	1-3	6	1	11	-	-	-	-	-
Darden	6-14	-	2-6	12	4	14	-	-	-	-	-
Buntin	11-25	-	4-7	14	5	26	-	-	-	-	-
Russell	9-19	-	8-10	8	2	26	-	-	-	-	-
Pomey	3-4	-	0-2	3	4	6	-	-	-	-	-
Myers	2-3	-	0-0	2	1	4	-	-	-	-	-
Dill	0-0	-	0-1	0	0	0	-	-	-	-	-
Totals	36-74	-	15-29	45	17	87	-	-	-	-	-

Score by Periods	1st	2nd	Total
Michigan	38	49	87
Vanderbilt	39	46	85

FG Percentage: VU 48, UM 49; FT Percentage: VU 71, UM 52
 Tournament Seeds: None
 Tournament Notes: 23-team field; Vanderbilt received a first-round bye.



NIT BOXSCORES

2006 NIT

Notre Dame 79, Vanderbilt 69

First Round

March 15, 2006 • South Bend, Ind.

Vanderbilt	FG	3FG	FT	R	F	Pts	A	T	B	S	M
Carroll, f	4-10	0-0	0-0	7	5	8	5	2	0	4	26
Foster, f	1-9	0-7	2-2	1	2	4	1	1	0	0	25
Terrell, f	8-10	0-0	0-2	4	5	16	1	2	1	1	27
Gordon, g	2-4	2-4	2-2	0	0	8	1	2	0	0	18
Byars, g	8-17	2-8	0-1	6	4	18	2	3	0	1	37
Moore	1-5	0-2	0-1	3	1	2	7	1	0	0	22
Metcalfe	1-3	0-1	0-0	5	1	2	0	0	0	0	12
Hammond	0-0	0-0	0-0	0	0	0	0	0	0	0	0+
Cage	3-7	3-6	2-2	3	1	11	1	0	0	0	30
Skuchas	0-0	0-0	0-0	1	1	0	0	0	0	0	3
TEAM				2							
Totals	28-65	7-28	6-10	32	20	69	18	11	1	6	200

Notre Dame	FG	3FG	FT	R	F	Pts	A	T	B	S	M
Kurz, f	2-4	1-1	4-4	9	0	9	2	0	1	1	35
Francis, f	10-14	0-0	3-5	11	4	23	2	2	0	1	35
Quinn, g	5-12	2-6	3-4	4	2	15	9	2	0	1	37
Falls, g	4-9	4-8	3-5	2	1	15	2	1	0	0	35
Carter, g	2-3	1-2	3-4	4	3	8	3	4	0	2	29
Comett	1-2	0-0	0-0	1	3	2	0	1	0	0	7
McAlarney	3-5	1-2	0-0	0	1	7	0	4	0	3	21
Ayers	0-0	0-0	0-0	0	0	0	0	0	0	0	1
TEAM				3				1			
Totals	27-49	9-19	16-22	34	14	79	18	15	1	8	200

By Periods	1	2	F
Vanderbilt	35	34	69
Notre Dame	38	41	79

FG Percentage: VU 43.1, ND 55.1;
3-Point FG Percentage: VU 25.0, ND 47.4;
FT Percentage: VU 60.0, ND 72.7; Attendance: 3,314

2005 NIT

Vanderbilt 67, Indiana 60

First Round

March 16, 2005 • Bloomington, Ind.

Vanderbilt	FG	3FG	FT	R	F	Pts	A	T	B	S	M
Carroll, f	4-6	1-1	0-0	3	2	9	0	1	0	1	23
Foster, f	3-7	2-4	3-4	3	4	11	0	2	1	0	32
Terrell, f	3-7	0-0	2-4	5	2	8	4	4	1	1	28
Moore, g	2-3	0-1	0-0	5	2	4	4	3	0	3	32
Smith, g	8-14	1-3	8-9	5	4	25	3	3	0	0	35
Gordon	1-2	1-1	1-2	2	0	4	0	0	0	0	7
Holwerda	3-5	0-0	0-0	4	2	6	4	1	0	0	29
Przyby	0-3	0-0	0-0	0	0	0	1	0	0	0	8
Skuchas	0-1	0-0	0-0	1	4	0	0	3	1	0	6
TEAM				4							
Totals	24-48	5-13	14-19	32	20	67	16	17	3	5	

Indiana	FG	3FG	FT	R	F	Pts	A	T	B	S	M
White, f	3-6	0-0	0-0	5	2	6	0	1	2	1	26
Vaden, f	3-6	0-1	7-7	4	3	13	0	4	0	2	31
Wright, g	7-15	2-7	1-2	4	2	17	1	2	1	1	34
Wilmont, g	1-6	0-1	2-4	7	4	4	0	1	1	1	27
Strcklnd, g	3-10	1-5	3-5	2	1	10	3	2	0	1	38
Ewing	0-2	0-0	0-0	2	2	0	0	2	0	1	8
Hardy	3-6	0-1	1-2	2	1	7	0	0	0	1	16
Suhr	1-3	1-2	0-0	2	2	3	0	0	0	0	12
Ratliff	0-2	0-1	0-0	0	0	0	1	1	0	0	7
Roberts	0-0	0-0	0-0	0	0	0	0	0	0	0	1
TEAM				4							
Totals	21-56	4-18	14-20	32	17	60	5	13	4	8	

By Periods	1	2	F
Vanderbilt	31	36	67
Indiana	26	34	60

FG Percentage: VU 50.0, IU 37.5;
3-Point FG Percentage: VU 38.5, IU 22.2;
FT Percentage: VU 73.7, IU 70.0; Attendance: 5,113

Vanderbilt 65, Wichita St. 63

Second Round

March 21, 2005 • Nashville, Tenn.

Vanderbilt	FG	3FG	FT	R	F	Pts	A	T	B	S	M
Couisrd, f	4-7	0-3	3-3	7	3	11	2	0	0	2	29
Howard, f	2-7	0-1	3-6	7	3	7	1	3	1	1	33
Miller, c	4-9	0-0	5-6	6	2	13	0	2	0	1	30
Burns, g	3-9	1-4	4-4	6	1	11	1	1	0	0	32
Liberty, g	0-1	0-1	0-1	0	1	0	0	2	1	0	15
Ogiri	2-6	2-5	1-2	0	0	7	2	1	0	0	16
Braeuer	4-4	3-3	0-0	1	1	11	1	2	0	0	18
Wilson	1-3	0-0	0-0	4	4	2	0	3	0	0	14
Kampman	0-1	0-1	1-2	0	0	1	0	1	0	0	11
Walls	0-0	0-0	0-0	0	0	0	0	0	0	0	2
TEAM				6							
Totals	20-47	6-18	17-24	36	15	63	7	15	2	4	

Vanderbilt	FG	3FG	FT	R	F	Pts	A	T	B	S	M
Foster, f	3-8	2-5	1-2	1	1	9	2	1	0	0	31
Terrell, f	5-11	0-0	4-7	14	3	14	2	4	2	2	34
Smith, f	3-6	0-1	1-3	2	4	7	3	2	0	1	30
Moore, g	10-21	9-16	2-2	3	2	31	1	0	0	0	31
Carroll, g	1-3	0-1	0-0	8	2	2	1	0	1	0	24
Gordon	0-2	0-1	0-0	0	2	0	0	0	0	0	8
Holwerda	0-1	0-0	0-0	1	4	0	2	2	0	2	17
Przyby	0-1	0-1	0-0	0	0	0	0	0	0	0	7
Cage	1-2	0-1	0-0	1	2	2	1	1	0	2	12
Skuchas	0-1	0-0	0-0	1	0	0	0	1	1	0	6
Totals	23-56	11-26	8-14	31	20	65	12	11	4	7	

By Periods	1	2	F
Wichita State	23	40	63
Vanderbilt	32	33	65

FG Percentage: WSU 42.6, VU 41.1;
3-Point FG Percentage: WSU 33.3, VU 42.3;
FT Percentage: WSU 70.8, VU 57.1; Attendance: 5,354

Memphis 81, Vanderbilt 68

Third Round

March 23, 2005 • Memphis, Tenn.

Vanderbilt	FG	3FG	FT	R	F	Pts	A	T	B	S	M
Carroll, f	2-5	1-1	0-0	1	2	5	1	1	0	2	18
Foster, f	9-17	6-11	1-1	3	2	25	0	0	0	0	36
Terrell, f	3-7	0-0	5-6	6	5	11	2	2	1	0	19
Moore, g	3-10	1-6	1-2	2	2	8	3	3	0	1	33
Smith, g	3-11	0-3	0-0	3	4	6	4	1	0	4	33
Gordon	1-5	0-2	0-0	2	0	2	1	0	0	1	7
Holwerda	1-2	0-1	2-2	2	4	4	2	2	0	0	19
Metcalfe	0-1	0-1	0-0	0	0	0	0	0	0	0	1
Przyby	2-5	1-3	0-1	4	1	5	1	2	0	0	17
Cage	0-0	0-0	0-0	0	2	0	1	1	0	0	8
Skuchas	1-1	0-0	0-2	2	3	2	1	0	1	0	9
TEAM				2							
Totals	25-64	9-28	9-14	27	25	68	16	12	2	8	

Memphis	FG	3FG	FT	R	F	Pts	A	T	B	S	M
Erwin, f	2-5	0-0	6-6	15	2	10	1	3	3	1	30
Barclay, f	1-2	0-0	0-0	8	1	2	1	1	0	0	25
Hunt, g	2-6	0-2	0-0	1	1	4	0	1	0	0	10
Rice, g	4-10	2-6	1-3	3	1	11	1	2	0	2	36
Wshngtn, g	5-8	1-1	12-13	1	3	23	7	5	0	3	35
Williams	1-4	0-0	0-0	4	2	2	1	2	0	0	22
Thiero	0-0	0-0	0-0	0	0	0	0	0	0	0	1
Camey	8-13	2-3	8-9	2	3	26	0	0	3	1	31
Njoya	0-0	0-0	0-0	0	0	0	0	0	0	0	1
Dorsey	1-1	0-0	1-2	3	4	3	0	2	2	1	9
TEAM				3							
Totals	24-49	5-12	28-33	40	17	81	11	16	8	8	

By Periods	1	2	F
Vanderbilt	29	39	68
Memphis	36	45	81

FG Percentage: VU 39.1, UM 49.0;
3-Point FG Percentage: VU 32.1, UM 41.7;
FT Percentage: VU 64.3, UM 84.8;
Attendance: 9,770

2002 NIT

Vanderbilt 59, Houston 50

First Round

March 13, 2002 • Nashville, Tenn.

Houston	FG	3FG	FT	R	F	Pts	A	T	B	S	M
Truscott	5-15	0-2	3-5	12	0	13	2	2	0	0	38
Williams	2-7	1-3	0-0	11	4	5	0	2	1	1	25
Okafor	3-13	0-0	3-10	9	1	9	1	2	0	1	35
Smith	3-12	2-5	1-1	4	4	9	2	2	0	0	34
Oliver	3-8	0-3	2-2	2	4	8	1	1	0	0	35
McGuire	0-2	0-0	0-0	2	1	0	1	0	1	0	8
Shelton	2-3	2-3	0-0	4	2	6	1	2	0	0	25
TEAM				2							
Totals	18-60	5-16	9-18	46	16	50	8	11	2	2	200

Vanderbilt	FG	3FG	FT	R	F	Pts	A	T	B	S	M
Freije	4-10	1-5	0-0	4	0	9	0	0	1	0	29
Smith	2-4	1-2	0-0	4	4	5	5	1	0	1	28
Coulibaly	3-6	0-0	1-2	4	4	7	0	0	3	1	21
Plavich	2-5	2-4	0-0	6	1	6	4	2	0	3	24
Moore	2-7	0-1	3-4	1	1	7	4	2	0	0	30
Thornton	0-0	0-0									



NIT BOXSCORES

2000 NIT

Wake Forest 83, Vanderbilt 68

First Round

March 14, 2000 • Nashville, Tenn.

Wake Forest	FG	3FG	FT	R	F	Pts	A	T	B	S	M
Howard	7-13	2-6	1-3	5	1	17	1	1	3	1	29
Songaila	4-7	0-0	3-3	3	4	11	1	2	1	1	14
Vidaurreta	3-6	0-0	0-1	9	5	6	0	3	1	3	29
O'Kelley	2-10	0-7	0-0	1	1	4	4	0	0	1	29
Murray	1-2	0-0	0-0	2	1	2	3	2	0	0	23
Hicks	2-3	1-2	1-2	2	2	6	3	1	0	1	10
Fitzpatrick	0-0	0-0	0-0	0	0	0	0	0	0	0	1
Fuller	0-0	0-0	0-0	0	0	0	0	0	0	0	1
Scott	6-7	0-0	0-0	1	4	12	0	0	2	0	13
Dawson	7-11	4-7	1-1	7	1	19	4	1	0	0	27
Shoemaker	3-4	0-0	0-0	8	3	6	3	2	0	0	24
TEAM						1					
Totals	35-63	7-22	6-10	39	22	83	19	12	7	7	200

Vanderbilt	FG	3FG	FT	R	F	Pts	A	T	B	S	M
Williams	2-7	0-1	4-6	7	3	8	0	0	0	0	23
Langhi	6-16	1-3	7-7	6	3	20	2	3	0	0	36
LaPointe	4-8	1-1	2-4	2	0	11	1	1	0	1	20
Prater	5-7	1-1	1-2	2	1	11	3	2	0	0	36
Strong	0-5	0-0	0-2	2	2	0	4	3	0	1	33
Coulibaly	1-2	0-0	0-0	4	1	2	0	2	0	0	7
Howard	6-15	4-10	0-0	4	1	16	0	1	0	0	33
Jones	0-1	0-1	0-0	0	0	0	1	0	0	0	12
TEAM						5					
Totals	24-61	6-17	14-21	32	11	68	11	12	0	2	200
By Periods	1	2	F								
Wake Forest	39	44	83								
Vanderbilt	31	37	68								

FG Percentage: WFU 55.6, VU 39.3;
3FG Percentage: WFU 31.8,
VU 35.3; FT Percentage: WFU 60.0, VU 66.7; Attendance: 3,965

1998 NIT

Vanderbilt 73, St. Bonaventure 61

First Round

March 11, 1998 • Nashville, Tenn.

St. Bonaventure	FG	3FG	FT	R	F	Pts	A	T	B	S	M
Singleton	2-6	2-5	3-3	3	4	9	3	4	1	2	32
Durham	1-4	0-0	0-0	3	3	2	1	0	0	4	23
Cyrus	2-4	0-0	2-2	5	4	6	0	3	1	0	35
Palmer	6-14	0-3	3-6	5	5	15	2	3	0	0	33
Winn	4-10	1-7	1-2	2	5	10	3	2	0	1	36
Capers	6-9	2-4	2-2	3	1	16	0	3	0	1	18
King	0-1	0-1	1-2	1	0	1	0	0	0	0	1
Van Paassen	1-2	0-0	0-0	1	3	2	0	2	0	0	12
Lumsdon	0-0	0-0	0-0	2	1	0	1	0	0	0	10
TEAM						2					1
Totals	22-50	5-20	12-17	27	27	61	10	17	2	8	200

Vanderbilt	FG	3FG	FT	R	F	Pts	A	T	B	S	M
Ford	2-5	0-2	4-4	3	0	8	2	1	0	4	28
LaPointe	2-6	0-0	6-6	6	3	10	1	3	1	0	26
Bates	6-10	0-0	2-4	7	4	14	0	3	1	1	33
Strong	1-4	1-3	2-4	1	2	5	3	3	1	0	27
Maddux	3-8	1-6	6-8	4	0	15	7	5	0	1	39
A. Williams	2-5	0-0	1-2	5	3	5	0	0	0	0	16
Langhi	6-11	1-3	3-4	2	1	16	1	0	0	1	31
TEAM						4					0
Totals	22-49	3-14	26-33	32	13	73	14	15	3	7	200

By Periods	1	2	F
SBU	25	36	61
Vanderbilt	26	47	73

FG Percentage: VU 44, SB 45; 3FG Percentage: VU 25, SB 21;
FT Percentage: VU 71, SB 79 Attendance: 2,311

Vanderbilt 72, Wake Forest 68

Second Round

March 17, 1998 • Winston-Salem, N.C.

Vanderbilt	FG	3FG	FT	R	F	Pts	A	T	B	S	M
Ford	1-5	0-1	0-0	5	1	2	3	0	1	1	34
LaPointe	2-3	0-1	2-4	0	4	6	0	0	0	0	16
Bates	5-12	0-0	1-3	9	4	11	1	1	0	0	30
Strong	3-6	0-1	5-6	3	0	11	3	1	0	1	35
Maddux	5-13	2-5	5-5	3	2	17	3	3	0	0	40
A. Williams	2-5	0-0	2-3	6	1	6	0	0	0	0	15
Langhi	6-10	2-4	5-5	9	2	19	1	3	1	0	30
TEAM						4					1
Totals	24-54	4-12	20-26	39	14	72	11	9	2	2	200

Wake Forest	FG	3FG	FT	R	F	Pts	A	T	B	S	M
Arinze	3-7	0-0	1-2	6	3	7	2	2	0	0	26
Shoemaker	2-3	0-0	0-0	2	3	4	0	1	1	0	26
Vidaurreta	4-6	0-0	0-1	7	2	8	1	0	1	1	36
O'Kelley	4-11	2-6	1-2	0	2	11	2	1	0	1	31
Rutland	5-13	3-8	2-2	1	2	15	6	0	0	0	36
Goosby	2-8	2-8	2-4	6	1	8	3	0	2	0	19
Braswell	5-9	2-5	0-0	2	5	12	2	0	0	1	18
Amonett	1-2	1-2	0-0	3	2	3	0	0	0	0	8
Totals	26-59	10-29	6-11	28	20	68	16	4	4	3	200

By Periods	1	2	F
Vanderbilt	35	37	72
Wake Forest	34	34	68

FG Percentage: VU 44, WF 44; 3FG Percentage: VU 33, WF 35;
FT Percentage: VU 77, WF 55; Attendance: 8,713

Georgia 79, Vanderbilt 65

Third Round

March 19, 1998 • Athens, Ga.

Vanderbilt	FG	3FG	FT	R	F	Pts	A	T	B	S	M
Ford	3-8	2-2	2-2	5	1	10	3	6	0	1	30
LaPointe	3-5	0-1	0-0	1	3	6	1	0	0	0	17
Bates	2-6	0-0	5-6	5	5	9	1	3	0	1	29
Strong	4-7	0-0	2-2	3	3	10	0	3	0	3	32
Maddux	6-17	5-12	2-2	7	2	19	7	2	0	1	39
Prater	0-0	0-0	0-0	0	0	0	0	0	0	0	16
Cugini	0-0	0-0	0-0	0	0	0	0	0	0	0	1
A. Williams	0-2	0-0	0-0	4	3	0	0	0	0	0	9
Langhi	5-11	0-4	1/3	8	3	11	1	2	1	0	27
TEAM						4					1
Totals	23-56	7-19	12-15	37	20	65	13	17	1	6	200

Georgia	FG	3FG	FT	R	F	Pts	A	T	B	S	M
J. Jones	9-18	2-6	0-0	12	2	20	0	2	2	1	36
Chadwick	2-7	0-2	2-2	5	3	6	2	4	1	2	25
Brown	2-3	0-0	5-5	3	3	9	0	0	0	0	18
Smith	1-7	0-4	3-5	3	0	5	11	1	1	3	37
Harrison	3-11	2-6	2-2	2	0	10	2	2	0	3	29
A. Jones	1-2	0-1	0-0	2	2	1	0	0	0	0	4
Ransom	2-2	1-1	0-0	4	1	5	0	0	0	0	16
Hall	5-5	0-0	2-4	4	2	12	0	1	1	0	18
Dukes	3-9	2-7	2-3	1	1	10	1	1	0	0	16
Dryden	0-1	0-1	0-0	0	0	0	0	0	0	0	1
Totals	28-65	7-28	16-21	38	14	79	17	11	5	9	200

By Periods	1	2	F
Vanderbilt	32	33	65
Georgia	31	48	79

FG Percentage: VU 41, UG 43; 3FG Percentage: VU 37, UG 25;
FT Percentage: VU 80, UG 76; Attendance: 4,312

1996 NIT

Vanderbilt 86, Ark.-Little Rock 80

First Round

March 13, 1996 • Nashville, Tenn.

Ark.-Little Rock	FG	3FG	FT	R	F	Pts	A	T	B	S	M
Smith	3-8	1-2	0-0	4	4	7	2	3	0	0	28
Stephens	5-8	1-1	2-3	5	3	13	1	3	0	2	30
Dobbins	11-15	0-0	4-9	7	5	26	0	2	2	0	26
Fisher	1-6	0-2	4-5	3	3	6	7	5	0	3	39
Dixon	7-15	2-5	1-1	2	3	17	1	3	0	1	36
Wesley	2-5	0-1	1-1	4	2	5	1	0	0	1	20
Dnd'son	3-4	0-0	0-2	1	4	6	0	0	0	1	18
Totals	32-61	4-11	12-21	31	24	80	13	17	2	8	200

Vanderbilt	FG	3FG	FT	R	F	Pts	A	T	B	S	M
Pride	4-7	2-4	0-0	2	4	10	0	2	0	0	27
Seckar	9-15	5-10	2-2	4	1	25	4	3	0	2	37
Evans	5-10	0-0	7-8	6	3	17	1	2	2	1	31
Maddux	2-8	0-3	5-6	4	1	9	4	1	0	1	35
Cugini	0-0	0-0	0-2	2	2	0	0	1	0	1	8
Bates	3-6	0-0	0-0	2	2	6	2	3	1	0	17
DiSpaltro	2-2	0-0	4-6	3	4	8	0	1	0	1	24
Whitehead	3-5	0-0	5-6	4	2	11	0	4	0	3	21
Totals	28-53	7-17	23-30	30	19	86	11	17	3	9	200

By Periods	1	2	F
------------	---	---	---



NIT BOXSCORES

1994 NIT - NIT Runner-Up Vanderbilt 77, Oklahoma 67

First Round
March 16, 1994 • Norman, Okla.

Vanderbilt	FG	3FG	FT	R	F	Pts	A	T	B	S	M
McCaffrey	7-16	0-1	2-2	3	0	16	2	4	0	2	36
Lawson	5-9	0-0	1-3	8	3	11	3	3	0	0	29
Hall	2-4	0-0	0-0	5	4	4	1	1	0	0	13
Seckar	4-11	3-7	0-0	0	2	11	4	3	0	2	34
Sheron	3-7	2-6	3-4	2	0	11	1	0	0	0	23
McMahan	3-7	2-4	2-2	1	0	10	5	0	2	3	25
Milburn	4-6	0-0	4-6	11	1	12	0	2	2	0	28
Evans	0-2	0-0	2-2	2	0	2	1	0	0	0	4
Woods	0-0	0-0	0-0	1	4	0	0	1	0	0	7
Bates	0-0	0-0	0-0	0	0	0	0	0	0	0	1
Totals	28-62	7-18	14-19	39	14	77	17	14	4	7	200

Oklahoma	FG	3FG	FT	R	F	Pts	A	T	B	S	M
Minor	10-17	1-4	0-0	9	4	21	2	0	0	1	37
Webster	11-22	0-0	1-2	8	1	23	1	2	0	1	36
Ontjes	1-3	0-0	0-0	0	5	2	4	3	0	2	29
Curry	3-10	0-5	0-1	5	2	6	5	3	0	2	33
Conley	6-11	0-0	2-3	7	3	14	0	2	0	0	24
Yanish	0-0	0-0	0-0	0	1	0	0	0	0	0	4
Lewis	0-6	0-3	1-2	6	2	1	2	2	0	0	27
Barnes	0-1	0-1	0-0	1	0	0	1	1	0	0	3
Mayden	0-2	0-0	0-2	2	0	0	0	0	0	0	6
Aixndr	0-0	0-0	0-0	0	1	0	0	0	0	0	2
Totals	31-72	1-13	4-10	41	19	67	15	13	0	6	200

By Periods	1	2	F
Vanderbilt	30	47	77
Oklahoma	34	33	67

FG Percentage: VU 45, OU 40; 3FG Percentage: VU 39, OU 8;
FT Percentage: VU 74, OU 40; Attendance: 5,600

Vanderbilt 78, New Orleans 59

Second Round
March 21, 1994 • Nashville, Tenn.

New Orleans	FG	3FG	FT	R	F	Pts	A	T	B	S	M
Madison	4-14	1-9	1-2	3	3	10	1	0	0	0	29
Simon	7-19	0-0	1-2	16	3	15	2	2	0	1	34
McDrid	2-3	0-0	1-2	4	4	5	0	1	0	0	17
Mason	2-9	0-0	3-4	4	5	7	2	3	0	1	28
Williams	1-7	1-3	0-0	3	2	3	2	3	0	1	30
Matthews	1-5	0-4	0-0	2	0	2	1	2	0	3	19
Wilghby	6-11	0-5	3-3	7	0	15	0	0	0	2	27
Inman	1-1	0-0	0-0	0	0	2	0	1	0	0	3
Smith	0-2	0-0	0-0	1	0	0	1	0	0	0	11
Conerly	0-0	0-0	0-0	0	0	0	0	0	0	0	1
Zelenbaba	0-0	0-0	0-0	0	0	0	1	0	0	0	1
Totals	24-71	2-23	9-13	44	17	59	10	12	0	8	200

Vanderbilt	FG	3FG	FT	R	F	Pts	A	T	B	S	M
Seckar	3-4	1-1	3-3	3	2	10	7	0	0	3	30
McCaffrey	8-14	2-3	2-2	3	1	20	2	5	0	1	33
McMahan	4-9	1-3	0-1	2	0	9	4	0	0	0	31
Hall	3-6	0-0	0-2	5	2	6	2	2	0	1	21
Lawson	8-14	0-0	2-4	4	1	18	1	0	1	1	26
Woods	1-2	0-0	1-1	2	0	3	0	0	2	0	10
Milburn	0-3	0-0	2-2	8	1	2	2	1	1	0	20
Sheron	1-1	1-1	0-0	0	2	3	0	1	0	0	10
Evans	1-3	0-1	2-2	1	3	4	0	1	0	0	10
Beth	1-2	1-2	0-0	1	1	3	3	1	0	0	5
Bates	0-0	0-0	0-0	0	0	0	0	0	0	0	2
Pride	0-0	0-0	0-0	1	0	0	1	0	0	0	2
Totals	30-58	6-11	12-17	35	13	78	22	11	4	6	200

By Periods	1	2	F
New Orleans	23	36	59
Vanderbilt	36	42	78

FG Percentage: UNO 34, VU 52;
3FG Percentage: UNO 9, VU 55;
FT Percentage: UNO 69, VU 71; Attendance: 6,639

Vanderbilt 89, Clemson 74

Third Round
March 23, 1994 • Nashville, Tenn.

Clemson	FG	3FG	FT	R	F	Pts	A	T	B	S	M
Gray	10-20	1-3	3-6	10	5	24	2	3	0	1	36
Ragland	4-5	0-1	0-0	1	1	8	0	1	0	0	21
Wright	5-11	0-1	5-5	6	4	15	0	2	2	0	25
Richie	0-4	0-1	2-2	0	4	2	6	2	0	2	26
Brown	5-11	4-6	0-0	2	2	14	2	1	0	1	35
Code	0-3	0-2	0-0	2	1	0	1	1	0	1	14
Bck'ham	3-4	0-0	2-6	6	5	8	1	1	0	0	17
Martin	0-1	0-1	0-0	0	0	0	0	0	0	0	4
Wallace	1-9	1-8	0-0	3	1	3	0	0	0	0	22
Totals	24-71	2-23	9-13	44	17	59	10	12	0	8	200

Vanderbilt	FG	3FG	FT	R	F	Pts	A	T	B	S	M
Seckar	5-5	4-4	1-2	4	2	15	5	1	0	2	33
McCaffrey	10-14	4-4	3-3	0	2	27	4	1	0	2	33
McMahan	5-14	1-8	1-1	4	1	12	4	3	0	0	33
Hall	2-3	0-0	0-1	4	3	4	3	2	3	2	20
Lawson	5-7	0-0	6-7	4	4	16	1	3	0	0	34
Evans	3-5	0-0	2-4	6	1	8	2	2	0	0	17
Milburn	1-1	0-0	1-2	3	2	3	2	3	1	0	19
Woods	0-0	0-0	0-0	0	3	0	0	0	0	0	6
Sheron	0-1	0-0	0-0	0	0	0	0	0	0	0	2
Beth	0-0	0-0	3-4	0	0	3	0	0	0	0	1
Bates	0-1	0-0	0-0	1	0	0	0	0	0	0	1
Pride	0-0	0-0	1-2	2	0	1	0	0	0	0	1
Totals	31-51	9-16	18-26	33	18	89	22	13	3	7	200

By Periods	1	2	F
Clemson	33	41	74
Vanderbilt	49	40	89

FG Percentage: CU 41, VU 61; 3FG Percentage: CU 26, VU 56;
FT Percentage: CU 63, VU 69; Attendance: 5,327

Vanderbilt 82, Kansas State 76

National Semifinal
March 28, 1994 • New York, N.Y.

Vanderbilt	FG	3FG	FT	R	F	Pts	A	T	B	S	M
Seckar	2-3	0-1	1-3	3	2	5	4	3	0	2	37
McCaffrey	8-14	2-3	10-10	4	3	28	5	3	0	1	37
Hall	0-1	0-0	1-2	4	3	1	0	2	1	0	19
McMahan	9-16	3-7	6-6	2	4	27	4	1	0	0	39
Lawson	5-8	0-0	7-11	5	3	17	0	2	0	0	33
Milburn	0-0	0-0	0-0	3	4	0	0	0	0	0	17
Evans	0-0	0-0	0-0	0	0	0	0	1	0	0	5
Woods	0-0	0-0	0-0	0	3	0	0	0	1	0	7
Sheron	2-3	0-0	0-0	1	1	4	0	0	0	0	6
Totals	26-46	5-11	25-32	29	23	82	13	12	2	3	200

Kansas State	FG	3FG	FT	R	F	Pts	A	T	B	S	M
Davis	2-11	1-2	5-7	8	3	10	0	0	0	0	30
Noland	3-7	1-2	3-4	4	4	10	1	0	0	5	31
Cn'ham	5-7	1-1	1-4	7	5	12	2	4	0	0	35
Beane	5-14	5-9	4-4	4	3	19	1	0	0	0	37
Jones	4-11	1-6	8-8	5	4	17	3	5	0	0	31
Lucas	1-3	0-0	3-4	1	1	5	2	0	0	0	16
Gavin	0-1	0-1	0-0	2	5	0	0	1	0	0	13
Hm'ton	1-2	0-0	0-0	1	0	2	0	0	0	0	4
Hill	0-0	0-0	1-2	0	1	1	0	1	0	0	3
Warta	0-0	0-0	0-0	0	0	0	0	0	0	0	0
Totals	21-56	9-21	25-33	35	26	76	9	12	0	5	200

By Periods	1	2	F
Vanderbilt	32	50	82
Kansas St.	29	47	76

FG Percentage: VU 57, KS 38; 3FG Percentage: VU 46, KS 43;
FT Percentage: VU 78, KS 76

Villanova 80, Vanderbilt 73

National Final
March 30, 1994 • New York, N.Y.

Vanderbilt	FG
------------	----



NIT BOXSCORES

1990 NIT

NIT Champions

Vanderbilt 98, La. Tech 90 (OT)

First Round

March 17, 1990 • Nashville, Tenn.

Louisiana Tech	FG	3FG	FT	R	F	Pts	A	T	B	S	M
Dade	4-7	0-0	2-6	3	5	10	1	3	0	0	31
Powell	7-10	0-0	3-4	6	2	17	5	3	0	3	40
Bwman	3-5	0-0	1-2	1	5	7	1	2	1	0	15
Guillory	2-5	1-2	2-3	6	5	7	6	5	0	2	38
Gibbs	11-16	6-10	3-3	3	2	31	2	2	0	1	36
Mason	0-1	0-0	0-0	1	1	0	0	2	0	0	8
G'smith	1-2	0-0	0-0	0	4	2	0	2	0	0	10
Crawford	0-0	0-0	0-0	0	1	0	0	0	0	0	5
Brown	6-12	0-0	2-2	9	5	14	2	1	1	1	33
Sprding	0-0	0-0	2-2	0	1	2	2	0	0	0	9
Totals	34-58	7-12	15-22	30	31	90	19	20	2	7	225

Vanderbilt	FG	3FG	FT	R	F	Pts	A	T	B	S	M
Anglin	2-8	0-2	1-3	1-0	1	5	6	0	0	3	31
Grant	4-6	0-0	1-3	6	5	9	1	2	2	2	24
Reid	6-15	0-0	5-8	11	5	17	1	3	0	1	32
Wilcox	4-9	4-5	5-6	2	1	17	3	4	0	0	38
Draud	6-13	1-5	9-11	1	2	22	1	1	0	0	27
Miholland	3-10	0-0	4-4	4	3	10	1	2	0	0	31
Wheat	4-6	1-1	2-3	5	2	11	2	1	0	0	22
Mayes	2-3	1-2	2-2	3	2	7	0	1	0	0	20
Totals	31-70	7-15	29-40	44	21	98	15	15	2	6	225

By Periods	1	2	OT	F
La. Tech	40	40	10	90
Vanderbilt	27	53	18	98

FG Percentage: LT 59, VU 44; 3FG Percentage: LT 58, VU 47;
 FT Percentage: LT 68, VU 73; Attendance: 6,659

Vanderbilt 89, Tennessee 85

Second Round

March 19, 1990 • Nashville, Tenn.

Tennessee	FG	3FG	FT	R	F	Pts	A	T	B	S	M
Houston	12-22	5-11	2-2	4	2	31	5	3	0	0	39
Reese	0-0	0-0	0-0	2	3	0	1	1	0	0	15
Lockhart	11-14	0-0	1-2	7	4	23	0	1	2	4	33
Price	2-4	0-1	0-0	4	3	4	7	2	0	0	37
Bell	6-13	3-6	4-4	2	3	19	0	1	0	2	32
Taylor	0-0	0-0	0-0	0	0	0	0	1	0	0	1
Wiseman	1-4	0-2	0-0	0	1	2	2	0	0	0	12
Curry	1-2	0-0	1-1	5	1	3	0	1	0	0	13
Groves	0-1	0-0	3-4	2	5	3	1	2	0	1	18
Totals	33-60	8-20	11-13	30	22	85	16	12	2	7	200

Vanderbilt	FG	3FG	FT	R	F	Pts	A	T	B	S	M
Anglin	2-3	0-1	7-8	3	2	11	2	2	0	2	30
Grant	5-6	0-0	0-1	5	1	10	2	3	0	0	26
Reid	4-10	0-0	2-3	6	1	10	1	1	0	0	30
Wilcox	7-11	4-6	8-8	4	2	26	6	1	0	0	33
Draud	3-12	3-7	0-0	0	3	9	3	0	0	1	26
Miholland	8-13	2-3	0-0	7	3	18	2	1	0	1	24
Wheat	1-5	0-1	1-2	3	1	3	1	0	0	1	18
Mayes	1-3	0-2	0-0	2	2	2	2	2	0	1	13
Totals	31-63	9-20	18-22	33	15	89	19	10	0	6	200

By Periods	1	2	F
Tennessee	47	38	85
Vanderbilt	31	58	89

FG Percentage: UT 55, VU 49; 3FG Percentage: UT 40, VU 45;
 FT Percentage: UT 85, VU 82; Attendance: 15,087

Vanderbilt 88, New Orleans 65

Third Round

March 21, 1990 • Nashville, Tenn.

New Orleans	FG	3FG	FT	R	F	Pts	A	T	B	S	M
Collins	8-14	1-1	3-7	5	2	20	0	2	0	2	34
Harris	5-11	0-0	2-2	1	5	12	1	3	0	0	18
Johnson	3-3	0-0	1-2	4	4	7	2	1	1	1	27
Richdson	4-7	0-1	0-0	1	3	8	5	1	0	0	38
Clarke	1-5	0-1	2-2	1	3	4	5	1	0	1	19
Bennett	4-9	2-4	0-0	2	3	10	0	0	0	1	17
Laiche	0-1	0-0	0-0	0	1	0	1	1	0	1	9
Dyer	1-4	0-1	0-0	0	4	2	1	1	0	1	23
Moore	1-4	0-1	0-0	4	3	2	1	1	0	0	14
Hill	0-0	0-0	0-0	0	0	0	0	0	0	0	1
Totals	27-58	3-9	8-13	18	28	65	16	11	1	7	200

Vanderbilt	FG	3FG	FT	R	F	Pts	A	T	B	S	M
Anglin	2-3	0-0	1-2	7	3	5	2	5	0	0	25
Grant	3-5	0-0	5-6	5	2	11	2	1	0	0	33
Reid	7-10	0-0	4-6	8	1	18	2	2	0	0	31
Wilcox	4-5	2-2	4-4	1	1	14	5	0	0	0	35
Draud	3-6	1-2	12-14	1	1	19	3	1	0	1	27
Daunic	0-0	0-0	0-0	0	0	0	0	0	0	0	1
Miholland	5-10	0-1	2-2	8	3	12	0	1	0	0	14
Wheat	2-5	0-1	3-4	3	2	7	2	1	0	0	20
Mayes	0-2	0-1	0-0	2	1	0	3	3	0	0	13
Ballestra	1-1	0-0	0-0	0	1	2	0	0	0	0	1
Totals	24-47	3-7	31-38	38	15	88	19	14	0	1	200

By Periods	1	2	F
UNO	28	37	65
Vanderbilt	37	51	88

FG Percentage: NO 47, VU 57; 3FG Percentage: NO 33, VU 43;
 FT Percentage: NO 62, VU 82; Attendance: 10,646

Vanderbilt 75, Penn State 62

National Semifinal

March 26, 1990 • New York, N.Y.

Vanderbilt	FG	3FG	FT	R	F	Pts	A	T	B	S	M
Anglin	0-3	0-2	3-4	1	0	3	6	1	0	0	26
Grant	2-2	0-0	3-4	11	2	7	0	1	1	1	24
Reid	3-7	0-0	0-0	3	2	6	1	1	0	1	31
Draud	6-12	5-9	3-4	1	2	20	2	2	0	2	23
Wilcox	3-6	2-4	2-2	5	0	10	6	4	0	1	30
Miholland	5-7	0-0	1-2	4	4	11	1	2	0	1	25
Mayes	2-3	1-1	0-0	4	0	5	3	0	0	1	20
Wheat	5-8	0-0	3-5	2	2	13	1	3	0	0	21
Totals	26-48	8-16	15-21	35	12	75	20	14	1	7	200

Penn State	FG	3FG	FT	R	F	Pts	A	T	B	S	M
Barnes	4-11	0-0	4-5	5	2	12	1	0	0	3	26
Hayes	5-11	0-0	0-0	3	1	10	2	1	0	2	38
Fogell	4-6	0-0	0-0	3	5	8	1	1	1	1	37
Barnes	7-13	4-10	0-0	2	1	18	6	4	0	1	38
Brown	2-9	1-3	0-0	5	4	5	8	5	0	3	34
Degitz	1-4	0-0	0-0	3	1	2	0	1	0	0	16
Joyner	0-1	0-0	0-0	0	0	0	0	0	0	0	2
Jennings	3-5	1-2	0-0	1	2	7	0	0	0	0	6
Ricks	0-1	0-0	0-0	0	0	0	0	0	0	0	2
Henderson	0-0	0-0	0-0	1	1	0	0	0	0	0	1
Totals	26-61	6-15	4-5	27	17	62	18	13	1	10	200

By Periods	1	2	F
Vanderbilt	39	36	75
Penn St.	31	31	62

FG Percentage: VU 54, PS 43; 3FG Percentage: VU 50, NO 40;
 FT Percentage: VU 71, NO 80; Attendance: 9,204

Vanderbilt 74, Saint Louis 72

National Final

March 28, 1990 • New York, N.Y.

Vanderbilt	FG	3FG	FT	R	F	Pts	A	T	B	S	M
Anglin	2-4	1-1	4-4	3	2	9	5	2	0	1	26
Grant	2-4	0-0	0-0	3	5	4	2	6	0	2	22
Reid	2-6	0-0	4-5	6	2	8	1	2	0	0	34
Draud	6-11	3-6	0-0	2	1	15	1	1	0	0	28
Wilcox	4-4	3-3	5-7	1	3	16	1	3	0	0	31
Mayes	0-3	0-2	0-0	3	0	0	3	2	0	0	16
Miholland	4-4	0-0	1-3	4	3	9	0	0	1	1	24
Wheat	2-6	2-5	7-8	3	0	13	2	3	0	0	19
Totals	22-42	9-17	21-27	31	16	74	15	19	1	4	200

Saint Louis	FG	3FG	FT	R	F	Pts	A	T	B	S	M
Bonner	7-10	1-1	4-5	11	2	19	3	4	1	3	39
Lichtefeld	3-8	3-5	0-0	3	4	9	3	1	0	1	26
Robinson	0-3	0-0	2-2	4	2	2	0	0	0	1	18
Nwbrry	6-12	3-5	3-4	1	5	18	8	2	0	3	39
Wallace	6-10	0-0	3-3	5	4	15	0	3	0	0	32
Jones	1-4	0-0	2-2	2	2	4	1	0	0	0	24
Baun	1-3	0-0	0-0	3	1	2	0	0	0	0	16
Ivester	0-0	0-0	0-0	1	0	0	0	0	0	0	5
Gaona	1-1	1-1	0-0	0	0	3	0	0	0	0	1



NIT BOXSCORES

Vanderbilt 109, Florida State 92

Second Round

March 16, 1987 • Nashville, Tenn.

Florida State	FG	3FG	FT	R	F	Pts	A	T	B	S	M
Fitchett	2-6	1-2	0-0	1	5	5	2	1	0	0	19
Allen	7-9	0-0	2-5	11	4	16	0	1	0	2	36
Karasek	3-8	0-0	0-0	5	5	6	0	2	0	0	13
Davis	5-13	4-11	0-0	4	5	14	5	2	0	1	36
Barber	8-20	4-10	3-4	3	4	23	8	1	0	1	40
McCloud	7-12	1-4	3-4	3	4	18	1	3	0	0	24
Mateer	0-1	0-1	0-0	0	0	0	0	1	0	0	1
Carter	0-1	0-0	2-2	3	4	2	0	0	0	0	3
Hunter	0-0	0-0	0-0	2	0	0	0	0	0	1	11
Choice	4-8	0-0	0-0	2	2	8	1	1	0	1	17
Totals	26-55		23-29	37	15	75	7	11	1	2	200

Vanderbilt	FG	3FG	FT	R	F	Pts	A	T	B	S	M
Westbrooks	6-8	0-0	8-9	8	3	20	3	2	0	0	25
Reece	2-5	0-0	0-1	3	5	4	1	0	0	2	19
Perdue	9-11	0-0	4-8	8	3	22	0	2	1	0	30
Booker	6-11	3-6	7-7	6	1	22	11	2	0	0	36
Goheen	6-11	0-0	10-12	8	1	22	5	5	1	0	36
Wilcox	0-1	0-0	0-0	0	0	0	1	1	0	0	6
Grider	0-1	0-0	0-0	0	0	0	0	0	0	0	1
Draud	1-2	1-1	0-0	1	1	3	0	0	0	0	2
Rupp	0-0	0-0	0-0	1	0	0	0	0	0	0	1
Clem	2-3	0-0	1-2	7	2	5	1	0	1	0	21
Komet	0-0	0-0	0-0	1	0	0	0	1	0	0	2
Neff	2-4	0-0	3-4	1	0	7	0	1	0	0	9
Reid	0-1	0-0	4-4	1	2	4	0	0	0	0	12
Totals	34-58	4-7	37-47	47	18	109	22	14	3	2	200

By Periods	1	2	F
Florida St.	44	48	92
Vanderbilt	48	61	109

FG Percentage: FSU 44.4, VU 58.6; 3FG Percentage: FSU 35.7, VU 57.1; FT Percentage: FSU 66.7, VU 78.7; Attendance: 7,104

Southern Miss 95, Vanderbilt 88

Third Round

March 21, 1987 • Nashville, Tenn.

Southern Miss	FG	3FG	FT	R	F	Pts	A	T	B	S	M
Fisher	7-12	5-9	2-3	3	4	21	7	1	0	0	32
Siler	2-4	0-0	0-0	4	4	4	5	3	0	0	29
White	6-13	3-8	6-6	1	2	21	5	2	0	2	36
Hamilton	8-10	1-1	2-2	10	3	19	1	2	0	1	34
Keys	9-18	0-1	8-8	8	3	26	1	3	0	4	39
Pettus	0-1	0-0	0-0	0	1	0	1	2	0	0	10
Brown	0-0	0-0	0-0	1	0	0	0	0	0	0	1
Hinton	2-5	0-0	0-1	3	1	4	0	0	0	1	19
Totals	34-63	9-19	18-20	31	18	95	20	13	0	8	200

Vanderbilt	FG	3FG	FT	R	F	Pts	A	T	B	S	M
Westbrooks	4-11	0-0	1-2	7	4	9	1	3	0	1	29
Reece	0-1	0-0	0-0	2	1	0	3	2	0	0	16
Perdue	13-18	0-0	8-11	14	4	34	2	4	0	0	36
Booker	9-16	5-10	1-3	5	0	24	5	5	0	1	39
Goheen	6-10	3-3	0-0	2	2	4	2	0	0	0	11
Wilcox	2-3	0-0	0-0	2	2	4	2	0	0	0	11
Draud	0-4	0-2	0-1	0	0	0	0	0	0	0	5
Clem	0-2	0-0	0-0	2	4	0	1	0	0	1	20
Neff	0-2	0-0	0-0	1	1	0	0	1	0	0	4
Reid	1-2	0-0	0-0	2	2	2	1	1	0	0	15
Totals	35-69	8-15	10-17	39	19	88	20	16	0	3	200

By Periods	1	2	F
So. Miss.	54	41	95
Vanderbilt	36	52	88

FG Percentage: SM 51, VU 51; 3FG Percentage: SM 47, VU 53; FT Percentage: SM 90, VU 59; Attendance: 10,287

1983 NIT

Vanderbilt 79, East Tenn. State 74

First Round

March 15, 1983 • Nashville, Tenn.

East Tenn. St.	FG	3FG	FT	R	F	Pts	A	T	B	S	M
Vinson	5-7	-	2-2	5	5	12	0	1	0	1	22
Motley	4-9	-	2-2	2	2	10	0	2	0	0	34
King	8-17	-	3-6	11	4	19	1	4	3	0	19
Mizell	3-6	-	3-5	4	3	9	1	2	0	2	40
Qsnbry	3-6	-	0-0	0	2	6	0	1	0	0	22
Stallings	5-6	-	2-2	3	2	12	0	4	0	1	18
Reese	1-4	-	4-4	3	3	6	1	2	0	1	25
Totals	29-55		16-21	32	21	74	3	17	3	5	200

Vanderbilt	FG	3FG	FT	R	F	Pts	A	T	B	S	M
Turner	3-11	-	2-2	7	3	8	0	0	0	0	29
Williams	7-14	-	3-4	10	2	17	1	3	0	1	32
Young	2-7	-	1-2	6	4	5	0	1	0	0	13
McKinney	2-5	-	0-2	4	3	4	2	2	0	2	34
Cox	11-18	-	3-3	2	1	25	5	3	0	2	38
Westbrooks	0-6	-	2-4	5	3	2	0	2	0	1	16
Dulaney	4-6	-	2-2	1	1	10	0	1	0	1	8
DuPont	3-6	-	0-0	2	0	6	1	1	0	0	9
Burrow	0-2	-	2-2	8	2	2	0	1	0	0	21
Totals	32-75		15-21	47	19	79	9	14	0	7	200

By Periods	1	2	F
ETSU	43	31	74
Vanderbilt	37	42	79

FG Percentage: ETSU 53, VU 43; FT Percentage: ETSU 76, VU 71; Attendance: 7,867

Wake Forest 75, Vanderbilt 68

Second Round

March 21, 1983 • Nashville, Tenn.

Wake Forest	FG	3FG	FT	R	F	Pts	A	T	B	S	M
Toms	1-3	-	0-2	1	1	2	0	2	0	0	12
Rogers	1-3	-	2-2	5	5	4	0	1	0	0	26
Teachey	7-13	-	1-2	10	3	15	3	0	1	0	40
Rudd	6-12	-	9-11	2	0	21	1	2	0	0	37
Young	6-12	-	6-6	2	2	18	3	1	0	2	39
Davis	0-1	-	0-0	0	1	0	0	0	0	0	1
Green	4-8	-	4-4	6	1	12	0	2	0	0	23
Kepley	0-0	-	0-0	0	0	0	0	0	0	0	3
Garber	1-3	-	1-2	5	2	3	0	2	0	0	19
Totals	26-55		23-29	37	15	75	7	11	1	2	200

Vanderbilt	FG	3FG	FT	R	F	Pts	A	T	B	S	M
Turner	4-10	-	1-2	3	5	9	1	0	0	1	23
Williams	6-14	-	2-2	5	2	14	2	2	1	0	31
Young	7-19	-	5-5	9	3	19	1	2	0	1	38
McKinney	2-5	-	0-0	7	5	4	3	2	0	1	32
Cox	3-13	-	0-2	3	5	6	1	1	0	0	30
Weikert	0-0	-	0-0	0	1	0	0	0	0	0	1
Lenz	0-0	-	0-0	0	0	0	0	0	0	0	1
Westbrooks	4-5	-	0-0	5	1	8	1	0	0	0	15
Dulaney	3-8	-	0-0	1	0	6	0	1	0	1	16
DuPont	1-1	-	0-0	0	0	2	0	0	0	0	1
Burrow	0-2	-	0-0	3	1	0	0	0	0	0	12
Totals	30-77		8-11	37	23	68	9	8	1	4	200

By Periods	1	2	F
Wake Forest	25	50	75
Vanderbilt	32	36	68

FG Percentage: WF 47, VU 39; FT Percentage: WF 79, VU 73; Attendance: 13,147



NIT TEAMS

2006 National Invitation Tournament



The 2005-06 Vanderbilt Commodores. Front Row (L-R): Jeff Jackson, Brad Frederick, Head Coach Kevin Stallings, Julian Terrell, Mario Moore, Dan Muller, Tom Richardson, and James Strong. **Back Row:** Student Manager Alex Bard, Student Manager Geoff Combs, Student Manager Martin Bahar, Alex Gordon, Aubrey Hammond, George Drake, DeMarre Carroll, Ross Neltner, Alan Metcalfe, Ted Skuchas, Davis Nwankwo, Kyle Madsen, Derrick Byars, Shan Foster, Dan Cage, Strength and Conditioning Coach Mark Davis, and Athletic Trainer Mike Meyer.

2005 National Invitation Tournament



The 2004-05 Vanderbilt Commodores. Front Row (L-R): Jeff Jackson, Tom Richardson, Brad Frederick, Corey Smith, Dawid Przybyszewski, Jason Holwerda, Head Coach Kevin Stallings, Dan Muller and James Strong. **Back Row:** Student Manager Simon Lugge, Student Manager Martin Bahar, Mario Moore, Dan Cage, LaBraun Andrews, Davis Nwankwo, Alan Metcalfe, Ted Skuchas, Julian Terrell, DeMarre Carroll, Derrick Byars, Shan Foster, Alex Gordon, Athletic Trainer Mike Meyer and Strength and Conditioning Coach Mark Davis.

2002 National Invitation Tournament



The 2001-02 Vanderbilt Commodores. Front Row (L-R): Associate Head Coach Tim Jankovich, Assistant Coach Brad Frederick, Head Coach Kevin Stallings, Chuck Moore, Darius Coulbaly, Sam Howard, Assistant Coach Jeff Jackson, Director of Basketball Operations James Strong, Administrative Assistant Dan Muller. **Back Row:** Student Manager Simon Lugge, Student Manager Ian Andreassen, Matt Carter, Brendan Plavich, Jason Holwerda, Brian Thornton, Matt Freije, David Przybyszewski, Martin Schnedlitz, Corey Smith, Scott Hurdley, Russell Lakey, Student Manager Landon Gibbs, Athletic Trainer Rod Newman, Student Manager Dave Seecharan.

2000 National Invitation Tournament



The 1999-2000 Vanderbilt Commodores. Front Row (L-R): Administrative Assistant Mike Miller, Assistant Coach Steve Shurina, Head Coach Kevin Stallings, Aliba Prater, Dan Langhi, James Strong, Assistant Coach Jeff Jackson, Associate Head Coach Tim Jankovich, Director of Basketball Operations Brad Frederick. **Back Row:** Student Manager Donato Ramos, Student Manager Jimmy Armistead, Rick Jones, Matt Carter, Sam Howard, Sam Iekwauwa, Darius Coulbaly, Greg LaPointe, Anthony Williams, Chuck Moore, Student Manager Max Butler, Student Athletic Trainer Rob Trimble, Athletic Trainer Rod Newman.

1998 National Invitation Tournament



The 1997-98 Vanderbilt Commodores. Front Row (L-R): Assistant Coach Pete Gaudet, Assistant Coach Chris Walker, Sam Howard, Aliba Prater, Austin Bates, Drew Maddux, Billy DiSpaltro, Vince Ford, James Strong, Assistant Coach Brian Ayers, Administrative Assistant Reid Martinka. **Back Row:** Student Manager Chris Hubbuch, Student Manager Patrick Whitlock, Michael LeBlanc, Gianni Cugini, Darius Coulbaly, Head Coach Jan van Breda Kolff, Dan Langhi, Greg LaPointe, Anthony Williams, Brian Williams, Student Athletic Trainer Peter Fischer, Strength Coach Todd Suttles.

1996 National Invitation Tournament



The 1995-96 Vanderbilt Commodores. Front Row (L-R): Assistant Head Coach Buzz Peterson, Drew Maddux, Pax Whitehead, Malik Evans, Frank Secker, Chad Sheron, Howard Price, Vince Ford, Assistant Coach Charles Davis. **Back Row:** Student Athletic Trainer Ryan Cobb, Athletic Trainer Tom Bossung, Gianni Cugini, Austin Bates, J.J. Lucas, Head Coach Jan van Breda Kolff, Billy Di Spaltro, Markese Watkins, Student Manager Jeffery Wood, Student Manager Kevin Simmons.



NIT TEAMS

1994 National Invitation Tournament



NIT Runner-Up

The 1993-94 Vanderbilt Commodores. Front Row (L-R): Assistant Head Coach Buzz Peterson, Assistant Coach Kevin Anglin, Chris Woods, Dan Hall, Aaron Beth, Bill McCaffery, Chris Lawson, Ronnie McMahan, Bryan Milbrun, Head Coach Jan van Breda Kolff, Assistant Coach Randy Monroe. **Back Row:** Athletic Trainer Paul Federici, Student Athletic Trainer Galen Horton, Pax Whitehead, Howard Pride, Chad Sheron, Austin Bates, Malik Evans, Frank Seckar, Student Manager Kirk Sanders, Student Manager Paul Hopkins.

1992 National Invitation Tournament



The 1991-92 Vanderbilt Commodores. Front Row (L-R): Assistant Coach Neil Dougherty, Assistant Coach Rick Callahan, Head Coach Eddie Fogler, Kevin Anglin, Todd Milholland, Bruce Elder, Willy Daunic, Assistant Coach Mark Elliott, Assistant Coach Mike Petrone, Athletic Trainer Paul Federici. **Back Row:** Student Manager Paul Nixon, Aaron Beth, Bill McCaffery, Malik Evans, Chris Lawson, Rob Nunnery, Chris Woods, Dan Hall, Bryan Milbrun, Ronnie McMahan, Student Manager Jeff Fowler.

1990 National Invitation Tournament



NIT Champions


The 1989-90 Vanderbilt Commodores. (Front Row L-R): Head Coach Eddie Fogler, Assistant Coach Rick Callahan, Assistant Coach Neil Dougherty, Steve Grant, Alberto Ballestra, Derrick Wilcox, Eric Reid, Charles Mayes, Assistant Coach Mark Elliott, Assistant Coach Mike Petrone, Athletic Trainer Paul Federici. **Back Row:** Student Manager John Deahl, Scott Draud, Robbie Graham, Kevin Anglin, Dan Hall, Fred Benjamin, Todd Milholland, Morgan Wheat, Bruce Elder, Willy Daunic, Student Manager Sean Smith.

1987 National Invitation Tournament



The 1986-87 Vanderbilt Commodores. Front Row (L-R): Head Coach C.M. Newton, Assistant Coach John Bostick, Sydney Grider, Barry Goheen, Glen Clem, Barry Booker, Scott Draud, Derrick Wilcox, Assistant Coach Al Walters, Assistant Coach Ed Martin. **Back Row:** Assistant Coach Mike Petrone, Athletic Trainer Tim Bream, Bud Adams, Chip Rupp, Eric Reid, Frank Komet, Will Perdue, Steve Reece, Randy Neff, Bobby Westbrook, Student Manager Mike Carmody, Student Manager Ian Mahan.

1983 National Invitation Tournament



The 1982-83 Vanderbilt Commodores. Front Row (L-R): Head Coach C.M. Newton, Phil Cox, Darrell Dulaney, Jimmy Ienz, Jeff Gary, Al McKinney, Micheal Dupont, Doug Weikert, Assistant Coach John Bostick, Assistant Coach Dale Clayton. **Back Row (L-R):** Athletic Trainer Joe Worden, Assistant Coach Al Walter, Andrew Adair, James Williams, Ted Young, Brett Burrow, Jeff Turner, Jeff Pflieger, Bobby Westbrook, Student Manager Todd Berry, Student Manager James Parker, Student Manager Rick Plotkin.



HONORS AND AWARDS

All-Americans

Year	Name	Position
2011	John Jenkins	Guard
HM-AP, 3-RV, 5-FOX		
2008	Shan Foster	Guard/Forward
1-BT, SC, RV; 2-AP, BW, SN, CH; 3-BC; HM-ES		
2007	Derrick Byars	Guard/Forward
2-RV; HM-AP		
2004	Matt Freije	Forward
1-SC; 3-BC, SN; HM-AP, SI		
2000	Dan Langhi	Forward
3-BT		
1993	Billy McCaffrey	Guard
1-WA; 2-BW, SN, BT; 3-AP, BC, UPI		
1988	Will Perdue	Center
1-AI; 3-AP, BC, BT, Wk		
1974	Jan van Breda Kolff	Guard
2-CV; 4-BC		
1969	Tom Hagan	Guard
HM-UPI		
1966	Clyde Lee	Center
1-AP, BC, BW, UPI, Cv, NE; X-Hlm		
1965	Clyde Lee	Center
1-BW, CV; 2-AP, UPI; X-Hlm		
1950	Billy Joe Adcock	Forward
2-PG; 2-Hlm, SN		

Note: 1-first team, 2-second team, 3-third team, 4-fourth team, 5-fifth team, HM-honorable mention

Key: AI - The World Almanac; AP - Associated Press; BC - National Association of Basketball Coaches; BT - Basketball Times; BW - U.S. Basketball Writers Association; CV - Converse Yearbook; ES - ESPN.com; FOX - FoxSports.com; HLM - Helms Foundation; NE - Newspaper Enterprises Assn.; PG - Police Gazette; Rv - Rivals.com; SC - Senior CLASS Award; SI - Sports Illustrated or SI.com; SN - The Sporting News; UPI - United Press International; WA - John R. Wooden Award; Wk - Basketball Weekly

Postseason Honors

NCAA ALL-TOURNAMENT

Year	Name	Position
1974	Jeff Fosnes	Forward
1965	Clyde Lee	Center
1965	Keith Thomas	Guard

NIT ALL-TOURNAMENT

Year	Name	Position
1994	Frank Seckar	Guard
1990	Scott Draud (MVP)	Guard

SEC ALL-TOURNAMENT - FIRST TEAM

Year	Name	Position
1989	Barry Booker	Forward/Guard
1981	Al Miller	Guard
1951	Dave Kardokus	Forward
1941	Pinky Lipscomb	Forward
1939	Pinky Lipscomb	Forward

SEC ALL-TOURNAMENT - 2ND TEAM

Year	Name	Position
1952	Dave Kardokus	Forward
1951	Bob Dudley Smith	Guard
1951	Al Weiss	Center
1950	Billy Joe Adcock	Forward
1949	Billy Joe Adcock	Forward
1948	Billy Joe Adcock	Forward
1940	Ross Hanna	Forward
1939	Joe Little	Guard
1936	Dick Plasman	Center
1934	Willie Geny	Forward

SEC Honors

SEC PLAYER OF THE YEAR

Year	Name	Selection
2008	Shan Foster, G/F	AP, C
2007	Derrick Byars, G/F	C
2000	Dan Langhi, F	AP, C
1993	Billy McCaffrey, G	C
1988	Will Perdue, C	C
1974	Jan van Breda Kolff, G	C
1966	Clyde Lee, C	C
1965	Clyde Lee, C	C

SEC FRESHMAN OF THE YEAR

Year	Name	Selection
1978	Mike Rhodes, F	C

SEC ALL-FRESHMAN

Year	Name	Selection
2010	John Jenkins, G	C
2009	Jeffery Taylor, G-F	C
2008	A.J. Ogilvy, C	C
2005	Shan Foster, G-F	C
2002	Brian Thornton, F	C
2001	Matt Freije, F	C
1998	Greg LaPointe, F	C
1995	Drew Maddux, G	C
1992	Ronnie McMahan, G	C
1987	Scott Draud, G	C

ALL-SEC FIRST TEAM

Year	Name	Selection
2011	John Jenkins, G	AP, C
2010	Jermaine Beal, G	C
2008	Shan Foster, G/F	AP, C
2007	Derrick Byars, G/F	AP, C
2006	Shan Foster, G/F	C
2004	Matt Freije, F	AP, C
2000	Dan Langhi, F	AP, C
1998	Drew Maddux, G	AP, C
1994	Billy McCaffrey, G	AP, C
1993	Billy McCaffrey, G	AP, C

1991	Scott Draud, G	C
1989	Barry Goheen, G	C
1989	Frank Komet, C	C
1988	Will Perdue, C	UPI, AP, C
1987	Will Perdue, C	AP, C
1985	Phil Cox, G	AP, C
1984	Jeff Turner, F	AP, C
1983	Phil Cox, G	C
1982	Willie Jones, C	C
1980	Mike Rhodes, F	C
1979	Charles Davis, F	C
1976	Jeff Fosnes, F	C
1975	Jeff Fosnes, F	C
1974	Terry Compton, G	UPI, C
1974	Jan van Breda Kolff, G	UPI, AP, C
1973	Terry Compton, G	C
1971	Thorpe Weber, F	C
1970	Perry Wallace, F	C
1969	Tom Hagan, G	UPI, AP, C
1968	Tom Hagan, G	UPI, AP, C
1968	Bob Warren, F	C
1967	Bo Wyenandt, F	C
1967	Tom Hagan, G	AP, C
1966	Clyde Lee, C	UPI, AP, C
1966	Keith Thomas, G	AP, C
1965	Bob Grace, F	C
1965	Clyde Lee, C	UPI, AP, C
1965	John Ed Miller, G	UPI, C
1964	Clyde Lee, C	AP, C
1964	John Ed Miller, G	C
1963	John Russell, G	C
1962	John Russell, G	C
1961	Bill Depp, C	AP, C
1960	Bill Depp, C	C
1959	Jim Henry, G	AP, C
1958	Jim Henry, G	C
1957	Al Rochelle, G	AP
1956	Al Rochelle, G	C
1954	Dan Finch, G	AP
1951	Dave Kardokus, F	AP
1950	Billy Joe Adcock, F	AP
1948	Billy Joe Adcock, F	C

ALL-SEC SECOND TEAM

Year	Name	Selection
2011	Festus Ezeli, C	C
2011	Jeffery Taylor, F	C
2010	Jermaine Beal, G	AP
2010	A.J. Ogilvy, C	C
2010	Jeffery Taylor, F	C
2009	A.J. Ogilvy, C	C
2008	A.J. Ogilvy, C	C
2007	Shan Foster, G-F	C
2005	Corey Smith, G-F	C
2003	Matt Freije, F	C
1999	Dan Langhi, F	C, AP
1997	Pax Whitehead, F	C, AP
1996	Frank Seckar, G	C, AP
1995	Ronnie McMahan, G-F	C, AP
1993	Kevin Anglin, F	C



HONORS AND AWARDS

1993	Bruce Elder, F	C
1989	Barry Goheen, G	AP, UPI
1989	Frank Kornet, C	AP, UPI
1987	Will Perdue, C	AP
1985	Phil Cox, G	UPI
1984	Jeff Turner, F	UPI
1983	Phil Cox, G	AP, UPI
1980	Mike Rhodes, F	UPI
1979	Charles Davis, F	UPI, AP
1979	Tommy Springer, G	AP
1976	Jeff Fosnes, F	UPI, AP
1975	Jeff Fosnes, F	UPI, AP
1974	Terry Compton, G	AP
1974	Jeff Fosnes, F	AP
1973	Terry Compton, G	UPI
1971	Thorpe Weber, F	UPI, AP
1970	Perry Wallace, F	UPI, AP
1968	Bo Wyenandt, F	UPI
1967	Tom Hagan, G	UPI
1967	Jerry Southwood, G	UPI
1967	Bo Wyenandt, F	AP
1966	Keith Thomas, G	UPI
1965	Bob Grace, F	AP
1965	John Ed Miller, G	AP
1964	John Ed Miller, G	AP
1963	John Russell, G	AP
1962	John Russell, G	AP
1958	Jim Henry, G	AP
1957	Bobby Thym, G	AP
1956	Al Rochelle, G	AP
1956	Clarence Taylor, G	AP
1953	Dan Finch, G	AP
1952	Dave Kardokus, F	AP
1951	Bob Dudley Smith, F/G	C
1951	Al Weiss, C	C
1949	Billy Joe Adcock, F	AP

ALL-SEC THIRD TEAM

Year	Name	Selection
2003	Matt Freije, F	AP
2002	Matt Freije, F	C
2000	Atiba Prater, G	AP
1995	Frank Seckar, G	C
1994	Ronnie McMahan, G	AP, C
1993	Kevin Anglin, F	AP
1993	Bruce Elder, F	AP
1991	Kevin Anglin, G	AP
1991	Scott Draud, G	UPI, AP
1990	Scott Draud, G	UPI
1988	Barry Goheen, G	UPI, AP
1986	Brett Burrow, C	UPI
1984	Phil Cox, G	UPI, AP
1981	Charles Davis, F	UPI
1980	Mike Rhodes, F	AP
1979	Mike Rhodes, F	UPI
1979	Tommy Springer, G	UPI
1978	Charles Davis, F	UPI
1978	Mike Rhodes, F	UPI, AP
1976	Butch Feher, G	UPI, AP
1974	Jeff Fosnes, F	UPI

1973	Steve Turner, C	AP
1972	Terry Compton, G	UPI
1971	Rod Freeman, F	AP
1971	Rudy Thacker, G	UPI
1970	Thorpe Weber, F	UPI, AP
1968	Bob Warren, F	UPI, AP
1968	Bo Wyenandt, F	AP
1967	Kenny Gibbs, F	AP
1967	Jerry Southwood, G	AP
1967	Bob Warren, F	UPI, AP
1967	Bo Wyenandt, F	UPI
1965	Bob Grace, F	UPI
1961	Don Ringstaff, F	AP
1960	Ben Rowan, F	AP
1956	Bobby Thym, F	AP
1955	Al Rochelle, G	AP

ALL-SEC HONORABLE MENTION

Year	Name	Selection
2011	Festus Ezeli, C	AP
2011	Jeffery Taylor, F	AP
2010	A.J. Ogilvy, C	AP
2010	Jeffery Taylor, F	AP
2009	A.J. Ogilvy, C	AP
2008	A.J. Ogilvy, C	AP
2007	Shan Foster, G/F	AP

SEC SIXTH MAN OF THE YEAR

Year	Name	Selection
2010	John Jenkins, G	C
2004	Scott Hundley, G	C

ALL-SEC DEFENSIVE TEAM

Year	Name	Selection
2011	Jeffery Taylor	C
2010	Jeffery Taylor	C

Coaches Awards

NATIONAL COACH OF THE YEAR

Year	Name	Selection
1993	Eddie Fogler	AP, UPI, CBS, USBWA, Scripps-Howard, Sports Illustrated, Sporting News, Basketball Weekly

SEC COACH OF THE YEAR

Year	Name	Selection
2010	Kevin Stallings	C
2007	Kevin Stallings	C
1993	Eddie Fogler	AP, C
1989	C.M. Newton	AP
1988	C.M. Newton	AP, UPI
1979	Wayne Dobbs	UPI
1976	Roy Skinner	UPI
1974	Roy Skinner	AP, UPI
1967	Roy Skinner	AP, UPI
1965	Roy Skinner	AP, UPI

VANDERBILT HALL OF FAME

Yr Inducted	Player	Yrs
2008	Clyde Lee	1964-66
2008	Perry Wallace	1968-70
2009	Roy Skinner (Coach)	1959, 1962-76
2009	Charles Davis	1977-81
2010	Shan Foster	2006-09
2010	Ed Martin (Coach)	1985-89

USA BASKETBALL

Year	Name	Team
2011	John Jenkins	World University Games (China)
2007	Shan Foster	Pan Am Games (Brazil)
1984	Jeff Turner	Olympics (Los Angeles)
1982	Jeff Turner	World Championships (Columbia)
1979	Tommy Springer	World University Games (Mexico)

ACADEMIC AWARDS

FIRST TEAM ACADEMIC ALL-AMERICAN

Year	Name
1993	Bruce Elder*
1976	Jeff Fosnes
1975	Jeff Fosnes

*All-American of the Year

SECOND TEAM ACADEMIC ALL-AMERICAN

Year	Name
1996	Frank Seckar
1992	Bruce Elder
1991	Steve Grant



HONORS AND AWARDS

ACADEMIC ALL-SEC

Year	Name
2011	Joe Duffy, Chris Meriwether, Aaron Noll, Jordan Smart
2010	Elliott Cole, Joe Duffy, Chris Meriwether, Jordan Smart
2009	Elliott Cole, Joe Duffy, Andre Walker
2008	Ross Neltner, Davis Nwankwo, Elliott Cole
2007	Dan Cage, Ross Neltner, Ted Skuchas
2006	Dan Cage
2005	Dan Cage, Jason Holwerda, Dawid Przybyszewski, Ted Skuchas
2004	Jason Holwerda, Russell Lakey, Dawid Przybyszewski, Martin Schnedlitz
2003	Matt Carter, Russell Lakey, Martin Schnedlitz
2002	Matt Carter, Greg LaPointe
2001	Matt Carter, Sam Howard
2000	Darius Coulibaly, Atiba Prater, James Strong, Sam Howard
1999	Vince Ford
1998	Billy Di Spaltro, Drew Maddux
1997	Howard Pride
1996	Frank Seckar, Chad Sheron
1995	Bryan Milburn, Frank Seckar, Chad Sheron, Pax Whitehead
1994	Bryan Milburn, Frank Seckar, Chad Sheron
1993	Kevin Anglin, Bruce Elder, Bryan Milburn

ACADEMIC ALL-SEC

Year	Name
1992	Kevin Anglin, Bruce Elder
1991	Kevin Anglin, Scott Draud, Bruce Elder, Steve Grant, Charles Mayes
1990	Alberto Ballestra, Scott Draud, Steve Grant, Charles Mayes
1989	James Amsler, Barry Goheen, Steve Grant, Charles Mayes
1988	Barry Booker, Barry Goheen
1987	Barry Goheen, Steve Reece
1986	Steve Reece
1985	Phil Cox, Steve Reece
1984	Phil Cox, Al McKinney, Jeff Turner
1983	Phil Cox, Al McKinney, Jeff Turner, Doug Weikert
1980	Pat Berwanger
1979	Tom Shultz
1978	Tom Shultz
1977	Tom Shultz
1976	Jeff Fosnes, Mike Moore
1975	Jeff Fosnes
1974	Bob Chess, Terry Compton, Jeff Fosnes
1973	Ray Maddux
1972	Ray Maddux

1971	Van Oliver
1970	Ralph Mayes
1969	Ralph Mayes
1968	Gene Lockyear
1967	Gene Lockyear
1966	Ron Knox, Gene Lockyear
1963	Bob Scott

Leadership & Sportsmanship

ROY SKINNER AWARD

(Presented by the Kiwanis Club to the player who exhibited excellence in leadership, perseverance and performance during his career)

Year	Name
2006	Julian Terrell
2005	Jason Holwerda
2004	Matt Freije
2003	Matt Carter
2002	Darius Coulibaly, Sam Howard
2001	Greg LaPointe, Anthony Williams
2000	Dan Langhi
1999	Vince Ford
1998	Austin Bates, Billy Di Spaltro, Drew Maddux
1997	Howard Pride
1996	Frank Seckar
1995	Ronnie McMahan
1994	Billy McCaffrey
1993	Kevin Anglin, Bruce Elder
1992	Todd Milholland

1991	Charles Mayes, Steve Grant, Scott Draud
1990	Derrick Wilcox

CIVITAN SPORTSMANSHIP AWARD

Year	Name
2003	Matt Freije
1997	Drew Maddux
1994	Dan Hall
1993	Kevin Anglin
1992	Todd Milholland
1991	Charles Mayes
1990	Derrick Wilcox
1989	James Amsler
1988	Barry Booker
1987	Steve Reece
1986	Jeff Gary
1985	Phil Cox
1984	Jimmy Lenz
1983	James Williams
1982	Doug Weikert
1981	Brian Allsmiller
1980	Mark Elliott
1979	Mark Elliott
1977	Tim Thompson
1976	Joe Ford
1975	Bob Chess

1974	Lee Fowler
1973	Terry Compton
1972	Tom Arnholt
1970	Perry Wallace
1969	Tom Hagan
1968	Bob Warren
1967	Bob Warren
1966	Keith Thomas
1965	Clyde Lee
1964	Clyde Lee
1963	Jerry Hall
1962	Bobby Bland
1961	Larry Banks
1960	Jim Henry, Ben Rowan

SEC SPORTSMANSHIP AWARD

(Presented by the Tennessee Club. Based on vote by league players)

Year	Name
1970	Perry Wallace
1968	Bob Warren
1966	Clyde Lee
1965	John Ed Miller



1,000-POINT SCORERS

1 - SHAN FOSTER - 2,011 POINTS

Year	G	FG-A	PCT.	3FG-A	PCT	FT-A	PCT.	PTS	AVG.
2004-05	34	104-236	.441	69-155	.445	35-43	.814	312	9.2
2005-06	30	162-359	.451	90-217	.415	63-83	.759	477	15.9
2006-07	34	191-425	.449	74-214	.346	75-89	.843	531	15.6
2007-08	34	242-463	.523	134-286	.469	73-96	.760	691	20.3
Totals	132	699-1483	.471	367-872	.421	246-311	.791	2011	15.2

2 - MATT FREIJE - 1,891 POINTS

Year	G	FG-A	PCT.	3FG-A	PCT	FT-A	PCT.	PTS	AVG.
2000-01	27	98-197	.497	23-59	.390	61-77	.792	280	10.4
2001-02	32	171-367	.466	33-97	.340	109-142	.768	484	15.1
2002-03	29	178-402	.443	65-185	.351	99-124	.798	520	17.9
2003-04	33	185-446	.415	62-174	.356	175-222	.788	607	18.4
Totals	121	447-966	.463	121-341	.355	269-343	.784	1284	14.6

3 - PHIL COX - 1,724 POINTS

Year	G	FG-A	PCT.	3FG-A	PCT	FT-A	PCT.	PTS	AVG.
1981-82	28	126-255	.494	-	-	126-145	.869	378	13.5
1982-83	33	182-377	.483	-	-	113-126	.897	477	14.5
1983-84	29	166-350	.474	-	-	92-115	.800	424	14.6
1984-85	27	167-338	.498	-	-	111-127	.874	445	16.5
Totals	117	641-1320	.486	-	-	442-513	.862	1724	14.7

4 - RONNIE MCMAHAN - 1,719 POINTS

Year	G	FG-A	PCT.	3FG-A	PCT	FT-A	PCT.	PTS	AVG.
1991-92	30	109-264	.413	58-157	.369	59-82	.720	335	11.2
1992-93	34	127-271	.469	73-167	.437	49-74	.662	376	11.1
1993-94	32	165-378	.437	87-228	.382	80-93	.860	497	15.5
1994-95	28	165-439	.376	78-222	.351	103-140	.736	511	18.3
Totals	124	566-1352	.418	296-774	.382	291-389	.748	1719	13.9

5 - MIKE RHODES - 1,699 POINTS

Year	G	FG-A	PCT.	3FG-A	PCT	FT-A	PCT.	PTS	AVG.
1977-78	27	202-424	.476	-	-	103-127	.811	507	18.8
1978-79	27	174-362	.481	-	-	72-87	.827	420	15.5
1979-80	26	195-398	.489	-	-	89-110	.809	479	18.4
1980-81	23	112-230	.487	-	-	69-84	.821	293	12.7
Totals	103	683-1414	.483	-	-	333-408	.816	1699	16.5

6 - CLYDE LEE - 1,691 POINTS

Year	G	FG-A	PCT.	3FG-A	PCT	FT-A	PCT.	PTS	AVG.
1963-64	25	176-410	.429	-	-	119-176	.676	471	18.8
1964-65	28	239-516	.463	-	-	153-228	.671	631	22.5
1965-66	26	218-457	.455	-	-	153-206	.742	589	22.6
Totals	79	633-1383	.457	-	-	425-610	.697	1691	21.4

7 - DREW MADDUX - 1,689 POINTS

Year	G	FG-A	PCT.	3FG-A	PCT	FT-A	PCT.	PTS	AVG.
1994-95	27	86-216	.398	34-99	.343	51-59	.864	257	9.5
1995-96	32	155-388	.399	56-162	.346	81-106	.764	447	14.0
1996-97	31	133-312	.426	57-163	.350	109-142	.768	432	13.9
1997-98	33	197-432	.456	79-217	.364	80-106	.755	553	16.8
Totals	123	571-1348	.424	226-641	.353	321-413	.777	1689	13.7

8 - CHARLES DAVIS - 1,675 POINTS

Year	G	FG-A	PCT.	3FG-A	PCT	FT-A	PCT.	PTS	AVG.
1976-77	26	164-368	.446	-	-	71-94	.755	399	15.3
1977-78	25	178-353	.504	-	-	63-87	.724	419	16.8
1978-79	27	203-352	.577	-	-	96-130	.738	502	18.6
1979-80	1	3-6	.500	-	-	0-0	.000	6	6.0
1980-81	26	135-249	.542	-	-	79-99	.798	349	13.4
Totals	105	683-1328	.514	-	-	309-410	.754	1675	16.0

9 - JEFF FOSNES - 1,579 POINTS

Year	G	FG-A	PCT.	3FG-A	PCT	FT-A	PCT.	PTS	AVG.
1972-73	21	69-129	.535	-	-	30-43	.698	168	8.0
1973-74	28	148-306	.484	-	-	58-79	.734	354	12.6
1974-75	26	238-432	.551	-	-	99-132	.750	575	22.1
1975-76	27	196-404	.485	-	-	90-119	.756	482	17.9
Totals	102	651-1271	.512	-	-	277-373	.743	1579	15.5

10 - TOM HAGAN - 1,514 POINTS

Year	G	FG-A	PCT.	3FG-A	PCT	FT-A	PCT.	PTS	AVG.
1966-67	26	170-331	.514	-	-	103-132	.780	443	17.0
1967-68	24	161-333	.483	-	-	141-167	.844	463	19.2
1968-69	26	246-480	.513	-	-	116-133	.872	608	23.4
Totals	76	577-1144	.504	-	-	360-432	.833	1514	19.9

11 - BARRY GOHEEN - 1,509 POINTS

Year	G	FG-A	PCT.	3FG-A	PCT	FT-A	PCT.	PTS	AVG.
1985-86	28	91-168	.542	-	-	44-52	.846	226	8.1
1986-87	34	138-297	.465	29-78	.372	114-136	.838	419	12.3
1987-88	31	134-287	.467	29-67	.433	86-112	.768	383	12.4
1988-89	33	158-352	.449	60-137	.438	105-139	.755	481	14.6
Totals	126	521-1104	.472	118-282	.418	349-439	.795	1509	12.0

12 - DAN LANGHI - 1,502 POINTS

Year	G	FG-A	PCT.	3FG-A	PCT	FT-A	PCT.	PTS	AVG.
1996-97	31	33-76	.434	9-27	.333	55-74	.743	130	4.2
1997-98	31	68-162	.420	24-67	.358	36-47	.766	196	6.3
1998-99	29	162-388	.418	47-122	.385	141-167	.844	512	17.7
1999-00	30	222-465	.477	58-144	.403	162-186	.871	664	22.1
Totals	121	485-1091	.446	138-360	.383	394-474	.831	1502	12.4

12 - A.J. OGILVY - 1,468 POINTS

Year	G	FG-A	PCT.	3FG-A	PCT	FT-A	PCT.	PTS	AVG.
2007-08	34	201-342	.588	0-2	.000	176-229	.769	578	17.0
2008-09	29	152-280	.543	7-27	.259	137-196	.699	448	15.4
2009-10	33	142-279	.509	0-0	.000	158-216	.731	442	13.4
Totals	96	495-901	.549	7-29	.241	471-641	.735	1468	15.3

14 - SCOTT DRAUD - 1,466 POINTS

Year	G	FG-A	PCT.	3FG-A	PCT	FT-A	PCT.	PTS	AVG.
1986-87	34	80-190	.421	54-123	.439	34-45	.756	248	7.3
1987-88	31	69-172	.401	43-101	.426	35-44	.796	216	7.0
1989-90	35	178-415	.429	90-208	.433	100-115	.870	546	15.6
1990-91	30	146-331	.441	101-225	.449	63-72	.875	456	15.2
Totals	130	473-1108	.427	288-657	.438	232-276	.841	1466	11.3

15 - BOBBY THYM - 1,403 POINTS

Year	G	FG-A	PCT.	3FG-A	PCT	FT-A	PCT.	PTS	AVG.
1953-54	22	110-276	.399	-	-	76-123	.618	296	13.5
1954-55	22	112-356	.315	-	-	128-177	.723	352	16.0
1955-56	23	118-298	.362	-	-	143-204	.701	379	16.5
1956-57	22	135-318	.425	-	-	106-171	.620	376	17.1
Totals	89	475-1248	.381	-	-	453-675	.671	1403	15.8

16 - KEVIN ANGLIN - 1,389 POINTS

Year	G	FG-A	PCT.	3FG-A	PCT	FT-A	PCT.	PTS	AVG.
1989-90	35	42-124	.339	5-36	.139	84-104	.808	173	4.9
1990-91	30	110-229	.480	34-84	.405	91-120	.758	345	11.5
1991-92	30	148-324	.457	55-137	.402	155-207	.749	506	16.9
1992-93	34	120-312	.385	40-144	.278	85-118	.720	365	10.7
Totals	129	420-989	.425	134-401	.344	415-549	.756	1389	10.8



1,000-POINT SCORERS

17 - BILLY MCCAFFREY - 1,359 POINTS

Year	G	FG-A	PCT.	3FG-A	PCT.	FT-A	PCT.	PTS	AVG.
1992-93	34	241-436	.553	83-162	.512	134-154	.870	699	20.6
1993-94	32	217-476	.456	58-154	.377	168-189	.880	660	20.6
Totals	66	458-912	.502	141-316	.446	302-343	.880	1359	20.6

18 - BUTCH FEHER - 1,345 POINTS

Year	G	FG-A	PCT.	3FG-A	PCT.	FT-A	PCT.	PTS	AVG.
1972-73	21	44-109	.404	-	-	30-47	.638	118	5.6
1973-74	28	84-211	.398	-	-	69-84	.821	237	8.5
1974-75	26	197-385	.512	-	-	139-182	.764	533	20.5
1975-76	27	173-362	.478	-	-	111-144	.771	457	16.9
Totals	102	498-1067	.467	-	-	349-457	.763	1345	13.2

19 - TERRY COMPTON - 1,326 POINTS

Year	G	FG-A	PCT.	3FG-A	PCT.	FT-A	PCT.	PTS	AVG.
1971-72	26	173-319	.542	-	-	109-153	.712	450	17.3
1972-73	26	191-388	.492	-	-	79-104	.760	461	17.7
1973-74	28	163-358	.455	-	-	89-102	.873	415	14.8
Totals	80	527-1065	.495	-	-	277-359	.772	1326	16.6

20 - FRANK SECKAR - 1,317 POINTS

Year	G	FG-A	PCT.	3FG-A	PCT.	FT-A	PCT.	PTS	AVG.
1992-93	34	45-112	.402	30-70	.429	32-44	.727	152	4.5
1993-94	32	88-201	.438	62-138	.449	46-63	.730	284	8.9
1994-95	28	117-272	.430	83-195	.426	41-58	.707	358	12.8
1995-96	32	170-407	.418	103-272	.379	80-108	.741	523	16.3
Totals	126	429-992	.428	278-675	.419	199-273	.729	1317	10.5

21 - JEFFERY TAYLOR - 1,316 POINTS

Year	G	FG	PCT.	3FG-A	PCT.	FT-A	PCT.	PTS	AVG.
2008-09	31	136-271	.502	9-41	.220	96-139	.691	377	12.2
2009-10	33	148-300	.493	1-11	.091	141-189	.746	438	13.3
2010-11	34	171-381	.449	39	.113	120-167	.719	501	14.7
Totals	98	455-952	.478	49-165	.297	357-495	.721	1316	13.4

22 - BARRY BOOKER - 1,310 POINTS

Year	G	FG-A	PCT.	3FG-A	PCT.	FT-A	PCT.	PTS	AVG.
1985-86	26	38-90	.422	-	-	18-25	.720	94	3.6
1986-87	34	134-281	.477	85-170	.500	50-60	.833	403	11.9
1987-88	31	120-266	.451	74-171	.433	24-32	.750	338	10.9
1988-89	33	166-352	.472	87-194	.449	56-86	.667	475	14.4
Totals	124	458-989	.463	246-535	.460	148-203	.729	1310	10.6

23 - WILL PERDUE - 1,281 POINTS

Year	G	FG-A	PCT.	3FG-A	PCT.	FT-A	PCT.	PTS	AVG.
1983-84	17	21-45	.467	-	-	4-9	.444	46	2.7
1985-86	22	31-53	.585	-	-	14-32	.438	76	3.2
1986-87	34	233-389	.599	-	-	126-204	.618	592	17.4
1987-88	31	234-369	.634	-	-	99-147	.674	567	18.3
Totals	104	519-856	.606	-	-	243-392	.620	1281	12.3

24 - JEFF TURNER - 1,271 POINTS

Year	G	FG-A	PCT.	3FG-A	PCT.	FT-A	PCT.	PTS	AVG.
1980-81	28	40-96	.417	-	-	20-31	.645	100	3.6
1981-82	27	99-189	.524	-	-	52-71	.732	250	9.3
1982-83	33	180-366	.492	-	-	75-98	.765	435	13.2
1983-84	29	200-375	.533	-	-	86-102	.843	486	16.8
Totals	117	519-1026	.506	-	-	233-302	.771	1271	10.9

25 - JERMAINE BEAL - 1,253 POINTS

Year	G	FG-A	PCT.	3FG-A	PCT.	FT-A	PCT.	PTS	AVG.
2006-07	34	33-98	.337	10-38	.263	52-65	.800	128	3.8
2007-08	34	71-185	.384	31-99	.313	84-111	.757	257	7.6
2008-09	31	118-280	.421	58-144	.403	93-113	.823	387	12.5
2009-10	33	158-359	.440	72-190	.379	93-116	.802	481	14.6
Totals	132	380-922	.412	171-471	.363	322-405	.795	1253	9.5

26 - THORPE WEBER - 1,209 POINTS

Year	G	FG-A	PCT.	3FG-A	PCT.	FT-A	PCT.	PTS	AVG.
1968-69	26	138-282	.489	-	-	86-116	.741	362	13.9
1969-70	26	161-377	.427	-	-	86-131	.656	408	15.7
1970-71	26	174-390	.446	-	-	91-131	.695	439	16.9
Totals	78	473-1049	.451	-	-	263-378	.696	1209	15.5

27 - AL ROCHELLE - 1,206 POINTS

Year	G	FG-A	PCT.	3FG-A	PCT.	FT-A	PCT.	PTS	AVG.
1953-54	8	10-36	.278	-	-	29-41	.707	49	6.1
1954-55	22	119-309	.385	-	-	117-157	.745	355	16.1
1955-56	23	134-345	.388	-	-	153-204	.750	421	18.3
1956-57	22	153-376	.407	-	-	75-96	.781	381	17.3
Totals	75	416-1066	.390	-	-	374-498	.751	1206	16.1

28 - JIM HENRY - 1,198 POINTS

Year	G	FG-A	PCT.	3FG-A	PCT.	FT-A	PCT.	PTS	AVG.
1956-57	22	95-212	.448	-	-	101-151	.670	291	13.2
1957-58	24	182-393	.463	-	-	129-187	.790	493	20.5
1958-59	22	148-310	.477	-	-	118-150	.787	414	18.8
Totals	68	425-915	.464	-	-	348-488	.713	1198	17.6

29 - JOE FORD - 1,193 POINTS

Year	G	FG-A	PCT.	3FG-A	PCT.	FT-A	PCT.	PTS	AVG.
1972-73	26	46-121	.380	-	-	48-64	.750	140	5.4
1973-74	28	115-229	.502	-	-	66-89	.742	296	10.6
1974-75	26	121-257	.471	-	-	94-112	.839	336	12.9
1975-76	27	159-309	.515	-	-	103-126	.817	421	15.6
Totals	107	441-916	.481	-	-	311-391	.795	1193	11.1

30 - BILLY JOE ADCOCK - 1,190 POINTS

Year	G	FG-A	PCT.	3FG-A	PCT.	FT-A	PCT.	PTS	AVG.
1946-47	14	67	-	-	-	26-47	.553	160	11.4
1947-48	22	144	-	-	-	88-129	.682	376	17.1
1948-49	22	130	-	-	-	79-125	.632	339	15.4
1949-50	25	112	-	-	-	91-141	.645	315	12.5
Totals	83	453	-	-	-	284-442	.643	1190	14.3

31 - BRETT BURROW - 1,149 POINTS

Year	G	FG-A	PCT.	3FG-A	PCT.	FT-A	PCT.	PTS	AVG.
1982-83	33	53-120	.442	-	-	52-65	.800	158	4.8
1983-84	29	90-175	.514	-	-	41-64	.641	221	7.6
1984-85	28	137-265	.517	-	-	126-148	.851	400	14.3
1985-86	28	126-256	.492	-	-	118-143	.825	370	13.2
Totals	118	406-816	.498	-	-	337-420	.802	1149	9.7

32 - BABE TAYLOR - 1,144 POINTS

Year	G	FG-A	PCT.	3FG-A	PCT.	FT-A	PCT.	PTS	AVG.
1952-53	19	95-276	.344	-	-	17-23	.739	207	10.9
1953-54	22	105-318	.330	-	-	62-74	.838	272	12.4
1954-55	20	137-384	.357	-	-	67-93	.720	341	17.0
1955-56	23	141-391	.361	-	-	42-57	.737	324	14.1
Totals	84	478-1371	.349	-	-	188-247	.761	1144	13.6



1,000-POINT SCORERS

33 - MARIO MOORE - 1,137 POINTS

Year	G	FG	PCT.	3FG-A	PCT.	FT-A	PCT.	PTS	AVG.
2002-03	29	59-179	.330	35-101	.347	23-37	.622	176	6.1
2003-04	33	132-336	.393	66-182	.363	41-53	.774	371	11.2
2004-05	34	155-348	.445	77-193	.399	72-89	.809	459	13.5
2005-06	24	49-145	.338	19-83	.229	14-23	.609	131	5.5
Totals	120	395-1008	.392	197-559	.352	150-202	.743	1137	9.5

34 - BRUCE ELDER - 1,086 POINTS

Year	G	FG	PCT.	3FG-A	PCT.	FT-A	PCT.	PTS	AVG.
1990-91	30	117-248	.472	26-71	.361	80-106	.755	340	11.3
1991-92	29	124-260	.477	33-78	.423	79-110	.718	360	12.4
1992-93	34	142-239	.594	20-52	.385	82-105	.781	386	11.4
Totals	93	383-747	.513	79-202	.391	241-321	.751	1086	11.7

35 - BO WYENANDT - 1,078 POINTS

Year	G	FG	PCT.	3FG-A	PCT.	FT-A	PCT.	PTS	AVG.
1965-66	26	127-271	.469	-	-	75-101	.743	329	12.7
1966-67	26	160-313	.514	-	-	75-101	.743	395	16.5
1967-68	26	124-289	.429	-	-	106-127	.835	354	13.6
Totals	78	411-873	.471	-	-	256-329	.778	1078	13.8

36 - TODD MILHOLLAND - 1,053 POINTS

Year	G	FG	PCT.	3FG-A	PCT.	FT-A	PCT.	PTS	AVG.
1988-89	31	36-75	.480	2-6	.333	14-17	.824	88	2.8
1989-90	35	134-258	.519	11-29	.379	58-78	.744	337	9.6
1990-91	24	102-196	.520	4-13	.308	74-91	.813	282	11.8
1991-92	29	140-260	.539	5-15	.333	61-75	.813	346	11.9
Totals	119	412-789	.522	22-63	.349	207-261	.793	1053	8.8

37 - DAN FINCH - 1,045 POINTS

Year	G	FG	PCT.	3FG-A	PCT.	FT-A	PCT.	PTS	AVG.
1951-52	25	67-191	.351	-	-	58-96	.604	192	7.7
1952-53	18	124-351	.353	-	-	124-183	.678	372	20.7
1953-54	22	165-427	.386	-	-	151-211	.716	481	21.9
Totals	65	356-969	.367	-	-	333-490	.680	1045	16.1

38 - SAM HOWARD - 1,042 POINTS

Year	G	FG	PCT.	3FG-A	PCT.	FT-A	PCT.	PTS	AVG.
1998-99	29	79-213	.371	58-158	.367	17-23	.739	233	8.0
1999-00	30	109-280	.389	78-216	.361	20-27	.741	316	10.5
2000-01	30	69-201	.343	35-120	.292	20-27	.741	193	6.4
2001-02	31	108-237	.456	67-159	.421	17-25	.680	300	9.7
Totals	120	365-931	.392	238-653	.364	74-102	.725	1042	8.7

39 - AUSTIN BATES - 1,020 POINTS

Year	G	FG	PCT.	3FG-A	PCT.	FT-A	PCT.	PTS	AVG.
1993-94	15	4-11	.364	0-0	.000	3-6	.500	11	0.7
1995-96	32	80-169	.473	0-0	.000	14-23	.609	174	5.4
1996-97	31	158-302	.523	0-2	.000	63-89	.708	379	12.2
1997-98	33	181-355	.510	0-2	.000	93-139	.676	456	13.8
Totals	111	423-837	.505	0-4	.000	173-257	.673	1,020	9.2

40 - PERRY WALLACE - 1,010 POINTS

Year	G	FG	PCT.	3FG-A	PCT.	FT-A	PCT.	PTS	AVG.
1967-68	26	111-260	.426	-	-	30-60	.500	252	9.7
1968-69	26	135-308	.438	-	-	27-53	.509	297	11.4
1969-70	26	197-400	.493	-	-	67-87	.770	461	17.7
Totals	78	443-968	.458	-	-	124-200	.620	1010	12.9

41 - ALEX GORDON - 1,007 POINTS

Year	G	FG	PCT.	3FG-A	PCT.	FT-A	PCT.	PTS	AVG.
2004-05	34	57-166	.343	40-116	.345	50-64	.781	204	6.0
2005-06	30	50-132	.379	31-84	.369	39-53	.736	170	5.7
2006-07	34	80-202	.396	52-136	.382	53-72	.736	265	7.8
2007-08	34	111-275	.404	77-192	.401	69-88	.784	369	10.8
Totals	132	298-775	.385	200-528	.379	211-277	.762	1007	7.6



VANDERBILT IN THE PROS



Shan Foster
2008



Derrick Byars
2007



Matt Freije
2005



Clyde Lee
1967-1971



Bill Ligon
1974



Jeff Turner
1985-87,
1990-96



Frank Kornet
1990-91

COMMODORES IN THE NBA DRAFT

Year	Player	Team	Round
2008	Shan Foster	Dallas	2nd
2007	Derrick Byars	Portland (Traded to Philadelphia)	2nd
2004	Matt Freije	Miami	2nd
2000	Dan Langhi	Dallas (Traded to Houston)	2nd
1989	Frank Kornet	Milwaukee	2nd
1988	Will Perdue	Chicago	1st (11th pick)
1987	Glen Clem	New York	5th
1984	Jeff Turner	New Jersey	1st (7th pick)
1981	Charles Davis	Washington	2nd
	Mike Rhodes	San Antonio	5th
1980	Tommy Springer	Denver	7th
1976	Butch Feher	Phoenix	2nd
	Jeff Fosnes	Golden State	4th
1974	Jan van Breda Kolff	Portland	2nd
	Terry Compton	Kansas City-Omaha	4th
	Bill Ligon	Detroit	10th
1973	Steve Turner	Boston	10th
	Rod Freeman	Philadelphia	11th
1971	Thorpe Weber	Boston	6th
1970	Perry Wallace	Philadelphia	5th
1969	Tom Hagan	San Francisco	3rd
	Bob Bundy	Atlanta	7th
1968	Bob Warren	Atlanta	4th
	Bo Wyenandt	Cincinnati	10th
1967	Jerry Southwood	Baltimore	18th
1966	Clyde Lee	San Francisco	1st (3rd pick)
	Keith Thomas	Los Angeles	6th
1961	Bill Depp	Boston	3rd
1959	Jim Henry	Minneapolis	6th
1957	Al Rochelle	St. Louis	5th
1954	Dan Finch	Minneapolis	—
1951	George Kelley	Indianapolis	—
1950	Billy Joe Adcock	Fort Wayne	—

Careers in Professional Basketball

CHARLES DAVIS

Washington (NBA) 1982-1985
Milwaukee (NBA) 1985-1988
San Antonio (NBA) 1988
Chicago (NBA) 1989-1990

BUTCH FEHER

Phoenix (NBA) 1977

ROD FREEMAN

Philadelphia (NBA) 1974

MATT FREIJE

New Orleans (NBA) 2005
Nashville (ABA) 2005
Atlanta (NBA) 2007

TOM HAGAN

Dallas (ABA) 1970-71
Kentucky (ABA) 1971

WILLIE "HUTCH" JONES

San Diego (NBA) 1983-84

FRANK KORNET

Milwaukee (NBA) 1990-91

DAN LANGHI

Houston (NBA) 2001-02
Phoenix (NBA) 2003
Golden State (NBA) 2004
Milwaukee (NBA) 2004

CLYDE LEE

San Francisco (NBA) 1967-71
Golden State (NBA) 1972-74
Atlanta (NBA) 1975
Philadelphia (NBA) 1975-76

BILL LIGON

Detroit (NBA) 1975

WILL PERDUE

Chicago (NBA) 1989-95
San Antonio (NBA) 1996-99
Chicago (NBA) 2000

ROGER SCHURIG

Houston (ABA)-1968

JEFF TURNER

New Jersey (NBA)-1985-87
Orlando Magic (NBA) 1990-96

JAN VAN BREDA KOLFF

Denver (ABA) 1975
Virginia (ABA) 1976
Kentucky (ABA) 1976
N.Y./N.J Nets (NBA) 1977-83

BOB WARREN

Los Angeles (ABA) 1969-70
Memphis (ABA)-1971-72
Carolina (ABA) 1972-73
Dallas (ABA) 1973
Utah (ABA) 1973-74
San Antonio (ABA) 1974-76



COMMODORES IN THE PROS

Charles Davis • F • 6-7 • 215 • Nashville, Tenn.

Yr-Team	G	FG-A	PCT.	3FG-A	PCT	FT-A	PCT.	REB-AVG.	PTS-AVG.
1982-WASH-N	54	88-184	.478	0-2	.000	30-37	.811	133-2.5	206-3.8
1983-WASH-N	74	251-534	.470	2-10	.200	56-89	.629	213-2.9	560-7.6
1984-WASH-N	46	103-218	.472	1-9	.111	24-39	.615	103-2.2	231-5.0
1985-WASH-N	4	2-10	.200	0-0	.000	3-4	.750	4-1.0	7-1.8
1985-MILW-N	57	151-346	.436	1-10	.100	48-58	.828	149-2.6	351-6.2
1986-MILW-N	57	188-397	.474	3-24	.125	61-75	.813	170-3.0	440-7.7
1988-MILW-N	5	6-18	.333	0-2	.000	0-0	.000	3-0.6	12-2.4
1988-SA-N	16	42-97	.432	1-15	.067	7-10	.700	38-2.4	92-5.8
1989-CHI-N	49	81-190	.426	4-15	.267	19-26	.731	114-2.3	185-3.78
1990-CHI-N	53	58-158	.367	7-25	.280	7-8	.875	81-1.5	130-2.5
8 Seasons	415	970-2152	.451	19-112	.170	255-346	.737	1008-2.4	2214-5.3

Butch Feher • G • 6-4 • 185 • Flint, Mich.

Yr-Team	G	FG-A	PCT.	3FG-A	PCT	FT-A	PCT.	REB-AVG.	PTS-AVG.
1977-PHO-N	48	86-162	.530	-	-	76-99	.768	74-1.54	248-5.17
1 Season	48	86-162	.530	-	-	76-99	.768	74-1.54	248-5.17

Rod Freeman • F • 6-7 • 225 • Anderson, Ind.

Yr-Team	G	FG-A	PCT.	3FG-A	PCT	FT-A	PCT.	REB-AVG.	PTS-AVG.
1974-PHI-N	35	39-103	.379	-	-	28-41	.683	54-1.5	106-3.0
1 Season	35	39-103	.379	-	-	28-41	.683	54-1.5	106-3.0

Matt Freije • F • 6-10 • 249 • Overland Park, Kan.

Yr-Team	G	FG-A	PCT.	3FG-A	PCT	FT-A	PCT.	REB-AVG.	PTS-AVG.
2005-NOH-N	23	37-127	.291	14-54	.259	5-8	.625	61-2.7	93-4.0
2007-ATL-N	19	16-54	.296	3-22	.136	5-6	.833	24-0.4	40-2.1
2 Seasons	42	53-181	.293	17-76	.224	10-14	.600	85-2.0	133-3.2

Tom Hagan • G • 6-3 • 185 • Louisville, Ky.

Yr-Team	G	FG-A	PCT.	3FG-A	PCT	FT-A	PCT.	REB-AVG.	PTS-AVG.
1970-DLC-A	24	37-81	.457	7	-	22-29	.759	30-1.3	103-4.3
1971-KEN-A	4	2-10	.200	0	-	0-2	.000	1-0.3	4-1.0
1971-TEX-A	45	98-236	.415	12	-	43-61	.705	82-1.8	251-5.6
2 Seasons	73	137-327	.419	19	-	65-92	.707	113-1.6	358-4.9

Willie "Hutch" Jones • F • 6-8 • 190 • Buffalo, N.Y.

Yr-Team	G	FG-A	PCT.	3FG-A	PCT	FT-A	PCT.	REB-AVG.	PTS-AVG.
1983-SDC-N	9	17-37	.459	0-0	.000	6-6	1.000	17-1.9	40-4.4
1984-SDC-N	4	0-3	.000	0-0	.000	1-4	.250	0-0.0	1-0.3
2 Seasons	13	17-40	.430	0-0	.000	7-10	.700	17-1.3	41-3.2

Frank Kornet • F • 6-9 • 225 • Lexington, Ky.

Yr-Team	G	FG-A	PCT.	3FG-A	PCT	FT-A	PCT.	REB-AVG.	PTS-AVG.
1990-MIL-N	57	42-114	.368	5-20	.250	24-39	.615	71-1.2	113-2.0
1991-MIL-N	32	23-62	.371	5-18	.278	7-13	.538	24-0.8	58-1.8
2 Seasons	89	65-176	.369	10-38	.263	31-52	.596	95-1.1	171-1.9

Dan Langhi • F • 6-11 • 220 • Chicago, Ill.

Yr-Team	G	FG-A	PCT.	3FG-A	PCT	FT-A	PCT.	REB-AVG.	PTS-AVG.
2001-HOU-N	33	37-99	.374	0-1	.000	16-29	.552	41-1.2	90-2.7
2002-HOU-N	34	49-125	.393	1-4	.250	8-11	.727	67-2.0	107-3.2
2003-PHO-N	60	81-202	.401	9-31	.290	12-20	.600	87-1.5	183-3.1
2004-GSW-N	4	2-6	.333	0-0	.000	2-2	1.000	3-0.8	6-1.5
2004-MIL-N	2	3-8	.375	1-2	.500	0-0	.000	1-0.5	7-1.8
4 Seasons	133	172-440	.391	11-38	.289	38-62	.613	199-1.5	393-3.5

Clyde Lee • F/C • 6-10 • 205 • Nashville, Tenn.

Yr-Team	G	FG-A	PCT.	3FG-A	PCT	FT-A	PCT.	REB-AVG.	PTS-AVG.
1967-SFW-N	74	205-503	.408	-	-	105-166	.633	551-7.4	515-7.0
1968-SFW-N	82	373-894	.417	-	-	229-335	.683	1141-13.9	975-11.9
1969-SFW-N	65	268-674	.398	-	-	160-256	.625	897-13.8	696-10.7
1970-SFW-N	82	362-822	.440	-	-	178-300	.593	929-11.3	902-11.0a
1971-SFW-N	82	194-428	.453	-	-	111-199	.558	570-7.0	499-6.1
1972-GSW-N	78	256-544	.471	-	-	120-222	.541	1132-14.5	632-8.1
1973-GSW-N	66	170-365	.466	-	-	74-131	.565	598-9.1	414-6.3
1974-GSW-N	54	129-284	.454	-	-	62-107	.579	598-11.1	320-5.9
1975-ATL-N	9	12-36	.333	-	-	32-39	.821	70-7.8	56-6.2
1975-PHI-N	71	164-391	.419	-	-	87-138	.630	687-9.7	415-5.8
1976-PHI-N	79	123-282	.436	-	-	63-95	.663	453-5.7	309-3.9
10 Seasons	742	2256-5223	.432	-	-	1221-1988	.614	7626-10.3	5733-7.7

Bill Ligon • G • 6-4 • 180 • Nashville, Tenn.

Yr-Team	G	FG-A	PCT.	3FG-A	PCT	FT-A	PCT.	REB-AVG.	PTS-AVG.
1975-DET-N	38	55-143	.385	-	-	16-25	.640	26-0.7	126-3.3
1 Season	38	55-143	.385	-	-	16-25	.640	26-0.7	126-3.3

Will Perdue • C • 7-0 • 240 • Melbourne, Fla.

Yr-Team	G	FG-A	PCT.	3FG-A	PCT	FT-A	PCT.	REB-AVG.	PTS-AVG.
1989-CHI-N	30	29-72	.403	0-0	.000	8-14	.571	45-1.5	66-2.2
1990-CHI-N	77	111-268	.414	0-5	.000	72-104	.692	214-2.8	294-3.8
1991-CHI-N	74	116-235	.510	0-3	.000	75-112	.670	336-4.5	307-4.1
1992-CHI-N	77	152-278	.547	1-2	.500	45-91	.495	312-4.1	350-4.6
1993-CHI-N	72	137-246	.557	0-1	.000	67-111	.604	287-4.0	341-4.7
1994-CHI-N	43	47-112	.420	0-1	.000	23-32	.719	126-2.9	117-2.7
1995-CHI-N	78	254-459	.553	0-1	.000	113-194	.582	522-6.7	621-8.0
1996-SAS-N	80	173-331	.522	0-1	.000	67-125	.536	485-6.1	413-5.2
1997-SAS-N	65	233-410	.568	0-0	.000	99-171	.579	638-9.8	565-8.7
1998-SAS-N	79	162-295	.549	0-1	.000	70-133	.526	535-6.8	394-5.0
1999-SAS-N	37	38-60	.633	0-0	.000	14-26	.538	138-3.7	90-2.4
2000-CHI-N	67	59-168	.351	0-0	.000	50-105	.476	262-3.9	168-2.5
2001-POR-N	13	6-9	.667	0-0	.000	2-4	.500	18-1.4	14-1.1
13 Seasons	792	1517-2943	.515	1-15	.067	705-1222	.577	3918-4.9	3740-4.7

Roger Schurig • G • 6-3 • 185 • Kirkwood, Mo.

Yr-Team	G	FG-A	PCT.	3FG-A	PCT	FT-A	PCT.	REB-AVG.	PTS-AVG.
1968-HSM-A	21	35-94	.372	3	-	27-36	.750	29-1.4	100-4.8
1 Season	21	35-94	.372	3	-	27-36	.750	29-1.4	100-4.8

Jeff Turner • F/C • 6-9 • 230 • Bangor, Maine

Yr-Team	G	FG-A	PCT.	3FG-A	PCT	FT-A	PCT.	REB-AVG.	PTS-AVG.
1985-NJN-N	72	171-377	.453	0-3	.000	79-92	.858	218-3.0	421-5.8
1986-NJN-N	53	84-171	.491	0-1	.000	58-78	.744	137-2.6	226-4.3
1987-NJN-N	76	151-325	.465	0-1	.000	76-104	.731	197-2.6	378-5.0
1990-ORL-N	60	132-308	.429	2-10	.200	42-54	.778	227-3.8	308-5.1
1991-ORL-N	71	259-532	.487	6-15	.400	85-112	.759	363-5.1	609-8.6
1992-ORL-N	75	225-499	.451	1-8	.125	79-114	.693	246-3.3	530-7.1
1993-ORL-N	75	231-437	.529	10-17	.588	56-70	.800	252-3.4	528-7.0
1994-ORL-N	68	199-426	.467	18-55	.327	35-45	.778	271-4.0	451-6.6
1995-ORL-N	49	73-178	.410	27-75	.360	26-29	.897	97-2.0	199-4.1
1996-ORL-N	13	18-51	.353	9-27	.333	2-2	1.000	28-2.2	47-3.6
10 Seasons	612	1543-3304	.467	73-212	.344	538-700	.769	2036-3.3	3697-6.0

Jan van Breda Kolff • G/F • 6-7 • 195 • Palos Verdes, Calif.

Yr-Team	G	FG-A	PCT.	3FG-A	PCT	FT-A	PCT.	REB-AVG.	PTS-AVG.
1975-DNA-A	84	155-342	.453	0	-	177-211	.839	358-4.3	487-5.8
1976-KEN-A	43	95-192	.495	1	-	56-68	.824	195-4.5	247-5.7
1976-VIR-A	37	128-296	.432	1	-	109-130	.838	241-6.5	366-9.9
1977-NYN-N	72	271-609	.445	-	-	195-228	.855	460-6.4	737-10.2
1978-NJN-N	68	107-292	.366	-	-	87-123	.707	244-3.6	737-10.8
1979-NJN-N	80	196-423	.463	-	-	146-18			



VU LETTERMEN

A

Abernathy, Dick, "Ab", 1930
 Adair, Andrew, 1983
 Adams, A. G., Jr., 1908
 Adams, Alf, "Shug", 1919, 20
 Adams, Joseph, "Bud", 1986, 87
 Adcock, Billy Joe, 1948, 49, 50
 Akin, Lewis E., 1957
 Allsmiller, Brian, 1978, 79, 80, 81
 Amaechi, John, 1991
 Amsler, James, 1988, 89
 Anglin, Kevin, 1990, 91, 92, 93
 Arnholt, Tom, 1970, 71, 72

B

Bailey, J. M., 1918
 Baird, Sonny, 1942
 Baker, Dave, 1927, 28
 Baker, Fred, 1995
 Ball, Byron, 1985, 86
 Ball, J. A., 1946
 Ballenger, Ryan, 1942
 Ballestra, Alberto, 1989, 90
 Banks, Larry E., 1959, 60, 61
 Bartch, Hal, 1968, 69
 Bates, Austin, 1994, 96, 97, 98
 Bates, Don, 1957
 Bates, Doug, 1971, 72, 73
 Beal, Jermaine, 2007, 08, 09
 Bell, Alvin, "Pep", 1921, 22, 23, 24
 Benjamin, Fred, 1988, 89, 91
 Bennett, Erskin, 1975
 Bemenderfer, Neil, 1975, 76
 Berwanger, Pat, 1978, 79, 80
 Bell, Keegan, 2008
 Beth, Aaron, 1991, 92, 93, 94
 Biles, Shelton, 1944
 Blair, Frank, 1914, 15, 16
 Blair, Frank, 1946
 Blake, C. B., 1904
 Blake, B., 1907
 Blake, D., 1907
 Blake, J. V., 1908
 Blake, R. E., 1904
 Bland, Robert R., 1960, 61, 62
 Bomar, Lynn, 1922, 23, 24
 Booker, Barry, 1986, 87, 88, 89
 Boswell, Dave, 1966, 67
 Bridges, Frank, 1926, 27, 28
 Brock, Jack, 1945
 Brooks, Dan, 1926, 27, 28
 Brown, Enoch, "Nuck", 1912, 13, 14
 Brown, JeJuan, 2007
 Brown, Manning, 1922
 Brown, Robert, 1909, 10, 11
 Brown, Tom, 1912, 13, 14
 Brubaker, Robert, 1937
 Brumbach, Charles F., 1909
 Bryngelson, Bill, 1944, 45
 Buchi, Harold, 1935
 Buechlein, Charles A., 1955, 56
 Bundy, Bob, 1967, 68, 69

Burrow, Brett, 1983, 84, 85, 86
 Burton, Robert E., 1960, 62
 Butler, Glen, 1970, 71, 72
 Byars, Derrick, 2006, 2007

C

Cage, Dan, 2004, 05, 06, 07
 Caldwell, W. H. Gerald, Jr., 1955
 Calvert, Roy Wayne, 1964, 65, 66
 Cammarata, Rick, 1969
 Campbell, Kenny, 1965, 66, 67, 68
 Carlross, Matt, 1934, 35, 36
 Carroll, DeMarre, 2005, 06
 Cattelino, John, 1972, 73
 Chalfant, Bertram, 1930, 31
 Chess, Bob, 1972, 73, 74, 75
 Childs, Ralph A., 1956
 Clark, Jimmy, 1951
 Clark, Ray, 1960, 61, 62
 Clary, Ben, 1902, 03
 Clary, J., 1902
 Clary, Lawson, 1902, 03, 04
 Clem, Glen, 1984, 85, 86, 87
 Cody, Joshuway, 1915, 16, 20
 Coffee, Shelby, 1929, 30, 31
 Cole, Elliott, 2008, 09
 Coleman, Dave, 1935, 36, 37
 Collett, Mike, 1988
 Compton, Terry, 1972, 73, 74
 Conn, Jimmy, 1970, 71
 Cook, Charlie, 1927, 28
 Corcoran, Tony, 1942
 Corman, George, 1918
 Coulibaly, Darius, 1999, 00, 01, 02
 Coverdale, Jonas, 1924, 25
 Covington, Connie, 1918
 Cox, Phil, 1982, 83, 84, 85
 Cowan, Gerald, 1921, 22
 Craig, Mike, 1948, 49
 Crain, Carl, 1976, 77, 78, 79
 Cram, Donald, 1928, 29, 30
 Crook, Senter, 1918, 19
 Cugini, Gianni, 1996, 97
 Cummings, Jim, 1953
 Cummings, John, 1929
 Cuninggim, Merrimon, 1929, 30
 Curley, Pete, 1934, 35, 36
 Curtis, Bucky, 1949

D

Dalton, John, 1946
 Daunic, Willy, 1990, 91, 92
 Davidson, Robert, 1913, 14, 15, 16
 Davies, Bob, 1984, 85
 Davis, Charles, 1977, 78, 79, 80, 81
 Davis, George H., 1954
 Davis, H. W., 1901, 02, 03
 Davis, Joe, "Sticky", 1941
 Davis, Douglas P., 1929
 DeCourcy, Neil, 1973, 74
 Dehoney, Homer, 1943
 Depp, William B., 1959, 60, 61

Derenbecker, John, 1981, 82
 Diffie, Jimmy, 1945
 Disharoon, Hugh, 1930
 Di Spaltro, Billy, 1995, 96, 97, 98
 Dixon, Rand, 1934
 Doninger, John A., 1960, 61
 Doyne, Barney, 1931
 Drace, C. G., 1918
 Drake, George, 2007, 08, 09
 Draud, Scott, 1987, 88, 90, 91
 Due, Dan, 1968, 69
 Duffy, Joe, 2008, 09, 10, 11
 Dulaney, Darrell, 1983, 84, 85, 86
 DuPont, Michael, 1983
 Duvier, Hank, 1948, 49, 50

E

Elbert (NFNA)*, 1926
 Elder, Bruce, 1991, 92, 93
 Elliott, Mark, 1977, 78, 79, 80
 Embry, Slim, 1922, 23
 Erwin, Roy V., 1908
 Etheridge, David, 1985
 Evans, Malik, 1992, 94, 95, 96
 Ewers, Bill, 1945, 46
 Ewing, William M., 1931
Ezeli, Festus, 2009, 10, 11

F

Feher, Ray, "Butch", 1973, 74, 75, 76
 Feix, Bill, 1952, 53
 Fields, Charley, 1936, 37
 Finch, Dan, 1952, 53, 54
 Fiser, Warren S., 1959, 60, 61
 Floyd, Johnny, 1920
 Ford, Joe, 1973, 74, 75, 76
 Ford, Turney, 1938, 39
 Ford, Vince, 1996, 97, 98, 99
 Fortune, Chuggy, 1933
 Fosnes, Jeff, 1973, 74, 75, 76
 Foster, Julian, "Julie", 1931, 32, 33
 Foster, Raymond, 1923, 24
 Foster, Shan, 2005, 06, 07, 08
 Fowler, Lee, 1972, 73, 74
 Franklin, Adolph, 1929
 Franklin, Tom, 1930
 Frazier, Anddrikk, 1995
 Freeland, E. Y., 1910, 11, 12
 Freeman, Rod, 1970, 71, 72, 73
 Freije, Matt, 2001, 02, 03, 04
 French, James E., 1956, 57, 58
 Fridrich, Gerald, 1952, 53, 54, 55
 Fuller, Greg, 1977, 78, 79
Fuller, Kyle, 2011

G

Gambill, John M., 1963, 64
 Gannaway, Herbert, 1901
 Gary, Jeff, 1982, 83, 84, 85, 86
 Gayden, Hamilton, 1957
 Gee, Billie Frank, 1953, 54, 55, 56
 Geny, Willie, 1934, 35, 36

Gibbs, Jo Malcolm, 1954, 55, 56, 57
 Gibbs, Kenny, 1965, 66, 67
 Gibson, Roy M., 1928
 Gilbert, Mack, 1929
 Gilmore, W. L., 1910
 Gish, Bobby Lance, 1962, 63
 Gleaves, Dick, 1920, 21
 Godchaux, Frank A., 1921
 Godwin, Alex E., 1931
 Goheen, Barry, 1986, 87, 88, 89
 Gordon, Alex, 2005, 06, 07, 08
 Gore, Charles, 1931
Goulbourne, Lance, 2009, 10, 11
 Govedarica, Ted, 1975
 Grace, Robert W., 1963, 64, 65
 Graham, Alvin, 1933
 Graham, Dick, 1911
 Graham, Ed, 1942
 Graham, Jamie, 2008, 09
 Graham, Robbie, 1990
 Grant, Steve, 1988, 89, 90, 91
 Graves, Joe, 1945
 Gray, Jimmy, 1980, 81
 Greenbaum, Ralph M., 1958
 Green, Robert E., 1964, 65, 66
 Gregor, Robert M., 1956, 57, 58
 Grider, Sydney, 1986, 87
 Griffiths, Ronald S., 1961, 62
 Grossman, Thomas R., 1953

H

Hackett, Walter, 1937, 38
 Hagan, Tom, 1967, 68, 69
 Hale, John W., 1959
 Hall, Dan, 1990, 92, 93, 94
 Hall, Glen, 1907
 Hall, Jerry Don, 1960, 62, 63
 Haller, Alex, 1945
 Hambrick, David, 1943, 44
 Hamilton, E. J., 1903, 04
 Hammond, Aubrey, 2005, 06, 07
 Hanna, Ross, 1938, 39, 40
 Hardage, L. W., 1912
 Harlan, Bill, 1938, 39
 Harrison, Charles E., 1953, 54, 55, 56
 Heistand, Ed, 1939
 Heldman, Jack, 1950, 51, 52
 Henderson, Tommy, 1931, 32, 33
 Hendricks, Harvey, 1918
 Henry, Douglas, 1911
 Henry, James E., 1957, 58, 59
 Herring, Bucky, 1951
 Hines, Charles R., 1963, 64
 Hinkle, Carl, 1936
 Hinkle, Charles, 2009
 Hinton, Don R., 1957, 58, 59
 Holdgraf, Maurice, 1940, 41
 Holland, Martin W., 1958
 Holman, Whit, 1946
 Holwerda, Jason, 2002, 03, 04, 05
 Hopper, Lynch, 1967

Horowitz, Arthur, 1938
 Hosbach, John S., 1962, 63
 Houghland, Hubbard, 1957, 58
 Howard, Sam, 1999, 00, 01, 02
 Howell, Joe T., 1902
 Howington, Jim, 1907
 Hudson, L. D., 1903
 Huggins, Harold "Skinny", 1932, 33, 34
 Hughes, David, 1982
 Hughes, Russell, 1913
 Hundley, Scott, 2001, 02, 03, 04
 Hunter, Ed, 1937, 38, 39
 Hutcheson, W. G., 1913
 Hyden, Johnny, 1940, 41

I

Irby, Jack, 1939, 40
 Ireland, William C., 1938
 Ireland, Francis J., 1930
 IZARD, George D., 1911
 Izzaguerre, Carlos, 1944

J

Jarrett, J. H., 1915
 Jenkins, Jack, 1941, 42
Jenkins, John, 2010, 11
 Jennings, William R., 1956
 Johnson, John H., 1963
 Johnson, W. S., Jr., 1960, 61, 62
 Joiner, David, 1984, 85
 Jones, Bob, 1949
 Jones, Grinnell, 1901, 02, 03, 04
 Jones, Herbert, 1911
 Jones, Rick, 2000
 Jones, Willie, "Hutch", 1980, 81, 82
 Jordan, Victor, 1979

K

Kardokus, Dave, 1950, 51, 52
 Keene, Jess, 1926
 Keene, Pete, 1934, 35
 Keeton, James, 1937
 Keffer, Dicky, 1975, 76, 77
 Keller, William F., 1954, 55, 56, 57
 Kelley, George, 1949, 50, 51
 Kilzer, Walter, 1943
 King, Red, 1931, 32
 Kirkes, Patrick, 1930, 31, 32
 Klein, Louis, 1962
 Klyce, W. Henry, 1912
 Knox, Ron, 1966, 67
 Komet, Frank, 1986, 87, 88, 89
 Kraft, Joe, 1943, 46
 Kramb, Tom, 1975
 Kuhn, Oliver "Doc", 1922, 23
 Kuiper, Paul, 1982
 Kyle, Frank, 1903



VU LETTERMEN

L

LaFevor, Bill, 1968
 Lakey, Russell, 2001, 02, 03, 04
 Laks, Henry, 1941, 42, 43
 Lampley, Jim, 1979, 80
 Lane, Bill, 1949
 Langhi, Dan, 1997, 98, 99, 00
 Lanier, Sartain, 1931
 LaPointe, Greg, 1998, 99, 00, 01
 Lassiter, R. L., 1918
 Laughinghouse, Scott, 1988
 Laurent, John W., 1959, 60
 Lawrence, Bobby, 1944, 49
 Lawson, Chris, 1993, 94
 Lawson, Douglas, 1944, 45
 LeBlanc, Michael, 1999
 Lee, Clyde W., 1964, 65, 66
 Lekwauwa, Sam, 2000
 Lenz, Jimmy, 1981, 82, 83, 84
 Ligon, Bill, 1972, 73, 74
 Linder, Kevin, 1981, 82
 Lipscomb, Brant, "Pinky", 1939, 40, 41
 Little, Joe, 1938, 39, 40
 Lockhart, Eugene, 1907
 Lockyear, Gene, 1965, 66, 67, 68
 Lowenstein, Louis, 1928, 29
 Lowenthal, Jay, 1976, 77, 78, 79
 Lucas, J.J., 1995
 Luck, J. M., 1913

M

MacKenzie, Tom, 1952, 53, 54
 Maddux, Drew, 1995, 96, 97, 98
 Maddux, Ed, 1943
 Maddux, Ray, 1971, 72, 73
 Malone, Charles, 1946
 Malone, William, 1933
 Maloney, Matt, 1991
 Manning, Ray, 1937, 38
 Marsh, Earl, 1930, 31, 32
 Martin, Carl, "Zeke", 1909, 10, 11, 12
 Martin, Willie, 1926, 27
 Mason, James, 1946
 Mayes, Charles, 1988, 89, 90, 91
 Mayes, Ralph, 1969, 70, 71
 Mayfield, George, 1945
 Mayson, Dave, 1937
 McBee, Dalton, 1935
 McCabe, Scott, 1984, 85
 McCaffrey, Billy, 1993, 94
 McCall, John, 1925, 26, 27
 McChesney, George, 1950, 51
 McClellan, Darshawn, 2008, 2009, 10
 McGehee, R. B., 1909, 10
 McGuire, Bobby, 1948
 McKibbin, Fred, 1925
 McKinney, Al, 1981, 82, 83, 84
 McMahan, Ronnie, 1992, 93, 94, 95
 McSwain, Warren, 1973, 74
 Meiers, Freddie, 1923
Meriwether, Chris, 2009, 10, 11
 Metcalfe, Alan, 2005, 06, 07, 08

Metz, Charles, 1941
 Mifford, J. A., 1915
 Milburn, Bryan, 1992, 93, 94, 95
 Milholland, Todd, 1989, 90, 91, 92
 Miller, Al, 1981, 82
 Miller, John Ed, 1963, 64, 65
 Miller, Marvin, 1933
 Milliken, John, 1938, 39, 40
 Mills, Chuck, 1943
 Moore, Chuck, 2001, 02
 Moore, Deandre, 1999
 Moore, Mario, 2003, 04, 05, 06
 Moore, Mike, 1973, 74, 75, 76
 Morgan, Walter, 1912, 13, 14
 Morrow, Garland, 1918, 19, 20, 21, 23
 Moss, Malcolm, 1925, 26, 27
 Motlow, Thomas, 1901
 Munday, Irvin, 1948

N

Neely, W. D., 1908, 09, 10
 Neff, Randy, 1986, 87
 Nelson, Oscar G., 1910, 11, 12, 13, 14
 Netner, Ross, 2007, 08
 Newland, Bruce, 1943
Noll, Aaron, 2009, 10, 11
 Nordhaus, George, 1952, 53, 54, 55
 North, John, 1943
 Norton, John, 1973, 74, 75, 76
 Norton, Roland, "Rolly", 1919, 20
 Nunnery, Rob, 1992
 Nwankwo, Davis, 2006

O

O'Callaghan, Harry N., 1926
Odom, Rod, 2011
 Ogilby, Kevin, 1989
 Ogilvy, A.J., 2008, 2009
 Oliver, Bobby, 1934, 35
 Oliver, Van, 1969, 70, 71
 Olsen, Julian, 1941, 42, 43
 Overly, Ken, 1934, 35, 36, 37
 Owen, Tommy, 1942, 43

P

Page, Keith, 1976, 77
 Pardue, Howard, 1934
 Pardue, Tom, 1943
 Parker, L., 1915, 16
 Parks, Haworth, 1948, 49
 Parks, Jr., Haworth, 1972, 74
 Paschall, A. B., 1909
 Patterson, R. M., 1908, 09
 Patton, W., 1903
 Payton, Adam, 2003, 04
 Peebles, Mac, 1940
 Pentecost, Clement, 1909, 10
 Perdue, Will, 1984, 86, 87, 88
 Perry, Alexander, 1901
 Petrie, Garner, 1965
 Pfleger, Jeff, 1983

Pickens, D. R., 1903, 04
 Pirrie, Jack Allen, 1958, 60
 Pinson, T. W., 1912
 Pinson, William, 1908, 09
 Plasman, Dick, 1935, 36
 Plavich, Brendan, 2001, 02
 Porter, Slim, 1924, 26
 Prater, Atiba, 1997, 98, 99, 00
 Pride, Howard, 1994, 95, 96, 97
 Procter, J. B., 1908
 Przybyszewski, Dawid, 2002, 03, 04, 05

Q

Quarles, David, 1985

R

Ray, Felix, "Rope", 1943
 Ray, H., 1916
 Reece, Steve, 1984, 85, 86, 87
 Reese, Ernest, 1901
 Reeves, Gilvie, "Gibby", 1924, 25
 Reeves, Bobby, 1948, 49
 Reeves, E. E., 1923
 Reid, Eric, 1987, 88, 89, 90
 Reyer, George W., 1913, 15, 16
 Rhodes, Mike, 1978, 79, 80, 81
 Rice, Lee, 1944
 Rich, Herb, 1947
 Richardson, Dave, 1969, 70, 71
 Richmond, Billy, 2001
 Richter, Harry, 1941
 Riley, William Joe, 1953, 54, 55, 56
 Ringstaff, Don E., 1961
 Roberts, H. H., 1916
 Robinson, Ben, 1945
 Robinson, Pete, 1948, 49, 50
 Rochelle, Alvin R., Jr., 1955, 56, 57
 Rodriguez, David, 2007
 Rogers, J. W., 1911
 Ross, R., 1931
 Rowan, Ben H., 1958, 59, 60
 Rucker, Chris, 1992
 Rue, Harrison, 1940, 41, 42
 Rupp, Adolph Frederick III
 "Chip", 1986, 87
 Russell, John E., 1961, 62, 63
 Rutherford, Jimmy, 1928, 29, 30
 Ryan, Tommy, 1921, 22, 24, 25
 Rymer, Bob, 1937, 38, 39

S

Salter, Hiram P., 1928
 Scales, E. P., 1907
 Schnedlitz, Martin, 2002, 03, 04
 Schulman, Ralph, 1953
 Schurig, Roger P., 1963, 64, 65
 Schweer, Chris, 1970, 71, 73
 Scobey, David, "Lil Dave", 1943, 45
 Scott, Robert E., 1962, 63
 Scoggins, Jim, 1933, 34, 35
 Seckar, Frank, 1993, 94, 95, 96

Shackleford, John, 1931, 32
 Shanklin, Robert, 1937
 Sharp, Allen, 1927, 28, 29
 Sharp, Henry, 1913
 Sharp, Joe, 1945
 Sharp, Vernon, 1927, 28
 Sherman, N. W., "Doochie", 1918, 19
 Sheron, Chad, 1993, 94, 95, 96
 Shultz, Tom, 1975, 77, 78, 79
 Sikes, Ammie, 1914, 15
 Simmons, Walter H., 1901
 Simpson, Paul C., 1931
 Simpson, Wallace, 1924
 Skuchas, Ted, 2004, 05, 06, 07
Smart, Jordan, 2010, 11
 Smith, Bob Dudley, 1950, 51, 52
 Smith, Clarence, 1977, 78, 79, 80
 Smith, Corey, 2002, 03, 04, 05
 Sneed, John, 1975, 76, 77, 78
 Sorrells, Samuel A., 1909, 10
 Southwood, Gene, 1950, 51, 52
 Southwood, Jerry, 1965, 66, 67
 Springer, Tommy, 1977, 78, 79, 80
 Srygley, Ted, 1921, 22, 23, 24
 Stevens, Scott, 1987
 Stone, J. N., 1907
 Stringer, William K., 1930
 Strong, James, 1997, 98, 99, 00
 Stuart, Jim, 1925, 26, 27
 Surman, Robert C., 1955
 Swartz, William G., 1931, 32

T

Tate, Ed., 1948
 Taylor, Clarence, 1953, 54, 55, 56
Taylor, Jeffery, 2009, 10, 11
 Taylor, Wayne F., 1963, 64, 65
Tchiengang, Steve, 2009, 10, 11
 Templeton, J. W., 1926
 Tenngren, Iiro, 1999
 Terrell, Julian, 2003, 04, 05, 06
 Thacker, Rudy, 1969, 70, 71
 Thoele, Robert, 1988
 Thomas, E. Dewey, 1953
 Thomas, John, 1927
 Thomas, Julian, 1919, 20, 21, 22
 Thomas, Roger Keith, 1964, 65, 66
 Thompson, Alex, 1972
 Thompson, Tim, 1976, 77, 78, 79
 Thornton, Brian, 2002, 03
 Throop, Willard, 1907, 08
 Thweatt, Poyner, 1940, 41, 42
 Thym, Robert, 1954, 55, 56, 57
 Tigert, J. J., 1903, 04
Tinsley, Brad, 2009, 10, 11
 Tipton, Winston, 1939
 Todd, Andy, 1948
 Travis, Dave, 1945
 Travis, William, 1937
 Throgmorton, Rannie, 1936, 37
 Turner, Jeff, 1981, 82, 83, 84
 Turner, John, 1932

Turner, L. T., 1915, 16
 Turner, Steve, 1970, 71, 73

V

Van Breda Kolff, Jan, 1972, 73, 74
 Verhoeff, Roger, 1959

W

Wade, Bruce, 1913
 Wadlington, Bill, 1945, 46
 Waits, Ed, 1950
 Walker, Andre, 2008, 10, 11
 Walker, Dick, 1923, 24
 Wallace, Perry, 1968, 69, 70
 Wampler, Jack, 1950
 Warren, Bob, 1966, 67, 68
 Watkins, Markese, 1996
 Watkins, Shirley, 1935, 36
 Weakley, Samuel A., 1908, 09, 10
 Weatherford, W. D., 1901, 02
 Weaver, Charles, 1947
 Webb, Jimmy, 1942
 Weber, Thorpe, 1969, 70, 71
 Webster, J. B., 1907
 Weikert, Doug, 1980, 81, 82, 83
 Weiner, (NFNA)*, 1931
 Weiss, Al, 1951, 52
 Welhoelter, Art, 1968, 69, 70
 Westbrook, Bobby, 1983, 84, 85, 86, 87
 Wheat, Morgan, 1989, 90, 91
 White, Bob, 1952, 53
 Whitehead, Pax, 1995, 96, 97
 Whitnell, W. M., 1913
 Wilcox, Derrick, 1987, 88, 89, 90
 Williams, Anthony, 1998, 99, 00, 01
 Williams, Brian, 1997, 98
 Williams, Dick, 1948
 Williams, James, 1980, 81, 82, 83
 Williams, Kelley, 1985
 Windes, Ken, 1926
 Woodard, F. C., 1915, 16
 Woods, Chris, 1992, 93, 94, 95
 Woolf, E. L., 1901
 Wyenandt, Robert "Bo", 1966, 67, 68

Y

Yates, Douglas J., 1957, 58, 59
 Yates, Les, 1969, 70, 71
 Young, B., 1931
 Young, Spence, 1974, 75, 76, 77
 Young, Ted, 1980, 81, 82, 83

Z

Zerfoss, Tommie, 1916, 19, 20

Current letterwinners in Bold



VU JERSEY NUMBERS

00

Phil Cox, 1981-85

0

Jermaine Beal, 2007-10

1

Mario Moore, 2003-2006
Brad Tinsley, 2009-Present

2

Festus Ezeli, 2008
Alex Gordon, 2005
Charles Hinkle, 2008-09
Kedren Johnson, 2011-Present
David Rodriguez, 2007
Brian Thornton, 2001-03

3

Billy DiSpaltro, 1994-98
Festus Ezeli, 2009-Present
Hank Duvier, 1948-49
Alex Gordon, 2006-08
Jason Holwerda, 2001-2004
Michael LeBlanc, 1998-99
Howard Pride, 1993-94
Derrick Wilcox, 1986-90

4

Barry Booker, 1985-89
Derrick Byars, 2006-07
Darius Coulibaly, 1997-02
Malik Evans, 1993-94
Anddrikk Frazier, 1994-95
A.J. Ogilvy, 2008-10
Haworth Parks, 1948-49

5

Bruce Elder, 1990-93
Malik Evans, 1994-96
Lance Goulbourne, 2009-Present
George Kelley, 1948-49
Geoff Peck, 2002-03
Brendan Plavich, 2000-02
Atiba Prater, 1997-00

6

Mike Craig, 1948-49
Bill Lane, 1948-49

8

Bobby Lawrence, 1948-49

9

Billy Joe Adcock, 1948-49

10

Aaron Beth, 1990-94
Sydney Grider, 1985-87
Sam Howard, 1997-02
Chris Meriwether, 2009-Present
Adam Payton, 2002-03
Doug Weikert, 1979-83
Kelley Williams, 1984-85

11

John Ameachi, 1990-91
Bob Davies, 1984-85
Kyle Fuller, 2010-Present
Bob Jones, 1948-49
Russell Lakey, 2000-03
Jimmy Lenz, 1980-84
J.J. Lucas, 1994-96
Alan Metcalfe, 2005-08
Tommy Springer, 1977-80

12

Austin Bates, 1993-98
Barry Goheen, 1985-89
Matt Maloney, 1990-91
Al McKinney, 1980-84
Billy Richmond, 2000-01
Pete Robinson, 1948-49
Jordan Smart, 2009-Present

13

Bud Adams, 1985-87
Tom Arnholt, 1969-72
Keegan Bell, 2008
Scott Draud, 1987-91
Joe Ford, 1972-73
John Norton, 1973-75
Howard Pride, 1994-97
Dawid Przybyszewski, 2001-2005
Jim Sloan, 1948-49
James Strong, 1997-00

14

Bucky Curtis, 1948-49
Aubrey Hammond, 2005-07
David Joiner, 1983-85
Rick Jones, 1999-00
Billy McCaffrey, 1992-94
Aaron Noll, 2009-Present

15

Elliott Cole, 2008-Present
Vince Ford, 1995-99
Mike Gambill, 1963-64 (road)
Jimmy Gray, 1979-81
Chris Messinger, 2000-01

16

Ron Griffiths, 1962-63
Noble Patton, 1951-52

17

Don Griffiths, 1960-61
Jerry Hall, 1962-63
Jack Pirrie, 1959-60
Bobby Westbrooks, 1982-87

20

Kevin Anglin, 1989-93
Dan Cage, 2004-07
Matt Carter, 1999-03
Mark Elliott, 1976-77
Jimmy French, 1955-56
Jeff Gray, 1981-86
Jim Henry, 1956-59
Scott Laughinghouse, 1987-88
Deandre Moore, 1998-99
Irving Munday, 1947-48
Mike Rhodes, 1977-81
Paul Winokur, 1946-47

21

Andrew Adair, 1982-83
Willy Daunic, 1989-92
Bob Davies, 1983-84
Hank Duvier, 1949-50
Bill Johnson, 1962-63 (road)
Dicky Keffer, 1974-77
Ralph Mayes, 1968-71
Darshawn McClellan, 2008-11
Al Miller, 1980-82
Kevin Ogilby, 1988-89
Haworth Parks, 1971-74
David Quarles, 1984-85
Al Rochelle, 1954-57
Chip Rupp, 1985-88
Wayne Taylor, 1963-65
Bob Warren, 1965-68
Bob White, 1950-52

Brian Williams, 1997-98

22

Bud Adams, 1986-87
Charles Buechlein, 1952-53
Demarre Carroll, 2005-2006
George Davis, 1952-54
Darrell Dulaney, 1982-86
Mike Gambill, 1963-64
Jamie Graham, 2008-09
Robbie Graham, 1988-90
Jerry Hall, 1959-61
Don Hinton, 1956-59
Willie Jones, 1979-82
Lou Klein, 1962-63
Ron Knox, 1965-67
Bill LeFevor, 1967-68
Bill Ligon, 1971-74
Haworth Parks, 1946-48
Garner Petrie, 1964-65
Don Ringstaff, 1960-61
Frank Seckar, 1992-96
Tom Shultz, 1974-79
Gene Southwood, 1949-52
Iiro Tenngren, 1998-99
Robert Thym, 1954-55
Bob White, 1952-53
Les Yates, 1968-71

23

Hal Bartsch, 1967-69
Glenn Butler, 1969-71
Charles Davis, 1976-81
Jeff Fosnes, 1972-76
Ron Green, 1963-64
Tom Hagan, 1966-67
John Jenkins, 2009-Present
Lou Klein, 1960-61
Lou Klein, 1962-63 (road)
Michael LeBlanc, 1997-98
Ronnie McMahan, 1991-95
Herb Rich, 1946-47
Bob Dudley Smith, 1949-52
Wayne Taylor, 1963-64 (road)
Dewey Thomas, 1952-53
Alex Thompson, 1971-72
Bobby Thym, 1952-57
Markese Watkins, 1995-96
Mark Todd, 1947-48

24

James Amsler, 1987-89
Doug Bates, 1971-72
Ralph Childs, 1955-56
Glen Clem, 1983-87
Mark Elliott, 1977-80
Warren Fisher, 1960-61
Joe Ford, 1973-76
Bill Gee, 1952-55
Scott Hundley, 2000-03
Dave Kardokus, 1949-52
Bobby Lawrence, 1946-47
Dai-Jon Parker, 2011-Present
Jerry Southwood, 1964-67
Tommy Springer, 1976-77
Rudy Thacker, 1968-71
Andre Walker, 2008-10
Art Welhoelter, 1967-68
Pax Whitehead, 1994-96
Doug Yates, 1956-59

25

Larry Banks, 1958-61
Rod Freeman, 1970-73
Kenny Gibbs, 1964-67
Jack Heldman, 1949-52
Jim Lampley, 1978-79
Warren McSwain, 1973-74
Chuck Moore, 1999-02
Pete Robinson, 1946-48
Roger Schurig, 1963-64 (road)

Clarence Taylor, 1951-56
Jeff Turner, 1980-84
Perry Wallace, 1967-70

26

Mike Craig, 1946-48

27

Billy Joe Adcock, 1946-48

28

John Anderson, 1946-47
Bobby McGuire, 1947-48

29

John North, 1947-48
Felix Ray, 1946-47

30

Joe Kraft, 1946-47
Atiba Prater, 1996-97
Ed Tate, 1947-48

31

Bobby Bland, 1959-62
Juan Brown, 2007
John Catteline, 1971-72
Gianni Cugini, 1995-98
Butch Feher, 1972-76
Jimmy French, 1956-58
Greg Fuller, 1976-77; 78-79
Steve Grant, 1987-91
Johnny Hale, 1958-89
Gene Lockyear, 1965-68
George McClesney, 1949-51
John Ed Miller, 1963-65
Joe Riley, 1952-56
Paul Rubach, 1951-52
Thorpe Weber, 1968-71
Ted Young, 1979-83

32

Doug Bates, 1970-71
Rick Cammarata, 1968-69
Kenny Campbell, 1965-68
Tony Corcoran, 1946-47
John Doninger, 1959-61
Shan Foster, 2005-08
Willie Jones, 1978-79
Todd Millholland, 1988-92
Will Perdue, 1983-88
Ralph Schulman, 1952-53
Roger Schurig, 1963-65
Chad Sheron, 1992-96
John Sneed, 1974-78
Jan Van Breda Kolff, 1971-74
Jack Wampler, 1949-50
James Williams, 1979-83
Anthony Williams, 1997-01

33

Billy Joe Adcock, 1949-50
Charlie Bennett, 1996-97
Bob Bundy, 1966-69
Wayne Calvert, 1963-66
Carl Crain, 1975-79
Neil DeCourcy, 1973-75
Jerry Fredrich, 1951-55
Charles Harrison, 1955-56
Sam Hosbach, 1960-63
Hub Houglund, 1956-58
Bill Johnson, 1959-60
Chris Lawson, 1992-94
Tommy Owen, 1946-47
Steve Reece, 1983-87
Julian Terrell, 2003-2006
Robert Thoele, 1987-88
Steve Turner, 1969-71; 72-73
Steve Tchiengang, 2009-Present

34

Don Bates, 1956-57
Terry Compton, 1971-74
Jimmy Conn, 1969-71
George Drake, 2007-2009
Michael Dupont, 1982-83
Bill Gee, 1955-56
Tom Grossman, 1951-53
Tom Hagan, 1967-69
Victor Jordan, 1978-79
Frank Kornet, 1985-89
Tom Kramb, 1974-75
Shelby Moats, 2011-Present
Bob Surman, 1954-55
Keith Thomas, 1963-66
Tom Wainright, 1950-51
Dick Williams, 1947-48

35

Brian Allsmiller, 1979-81
Erskin Bennett, 1974-75
Charles Buechlein, 1954-55
Matt Freije, 2000-03
Bobby Lance Gish, 1960-63
Ron Green, 1963-64 (road)
Ron Green, 1964-66
Ralph Greenbaum, 1957-58
Johnny Laurent, 1958-60
Tom Mackenzie, 1951-54
Pete Robinson, 1949-50
James Siakam, 2010-present
Tim Thompson, 1975-79
Art Welhoelter, 1969-70
Morgan Wheat, 1988-91

40

John Derenbecker, 1980-82
Josh Henderson, 2010-present
Jay Lowenthal, 1975-79
Charles Mayes, 1987-91
Bryan Milburn, 1991-95
Randy Neff, 1985-87
Rod Odom, 2010-Present

41

Lewis Akin, 1956-57
Brian Allsmiller, 1977-79
Glenn Butler, 1971-72
Bill Depp, 1958-61
Ted Govedarica, 1974-76
Dan Hall, 1989-94
Charles Harrison, 1952-55
Bucky Herring, 1950-51
Bob Hines, 1963-64
Kevin Linder, 1980-82
Ross Neltner, 2007-08
Van Oliver, 1968-71
Keith Page, 1976-77
Bob Scott, 1962-63 (road)
Ed Waits, 1949-50
Bo Wyenandt, 1965-68

42

Alberto Ballestra, 1988-90
Dave Boswell, 1965-67
Jimmy Clark, 1950-51
Ray Clark, 1959-63
John Doninger, 1958-59
Tandy Easley, 1967-68
Bob Grace, 1963-65
Bob Gregor, 1956-58
Dan Langhi, 1996-00
George Nordhaus, 1951-55
Davis Nwankwo, 2006
Dave Richardson, 1968-71
Martin Schneditz, 2000-03

43

Ray Clark, 1962-63 (road)

Jimmy Cummings, 1952-53
Lee Fowlec, 1971-74
Bill Keller, 1952-57
Clyde Lee, 1963-66
Ben Rowan, 1957-60
Al Weiss, 1950-52

44

Bob Burton, 1959-61
Bob Chess, 1971-72; 73-75
Dan Due, 1967-68
David Etheridge, 1984-85
Billy Felix, 1951-53
Jo Gibbs, 1952-57
David Hughes, 1981-82
George Kelley, 1950-51
Jim Lampley, 1979-80
Sam Lekwauwa, 1998-01
Keith Page, 1975-76
Jack Pirie, 1957-58
Chris Schweer, 1969-71
Chris Schweer, 1972-73
Bob Scott, 1960-63
Corey Smith, 2001-2005
Jeffery Taylor, 2009-Present
Roger Verhoeff, 1958-59

45

George Kelley, 1949-50
Jerry Caldwell, 1954-55
Dan Finch, 1951-54
Warren Fisher, 1958-60
Martin Holland, 1957-58
Connie Mack Rea, 1950-51
Ray Maddux, 1970-73
Drew Maddux, 1994-98
Mike Moore, 1973-76
Rod Odom, 2010-Present
John Russel, 1960-63
Clarence Smith, 1976-80
Keith Thomas, 1963-64 (road)
Chris Woods, 1993-94

50

Pat Berwanger, 1979-80
Brett Burrow, 1982-86
Mike Collett, 1987-88
Joe Duffy, 2008-11
Chris Woods, 1991-95

51

Byron Ball, 1983-86
Pat Berwanger, 1977-79
Rob Nunnery, 1990-92
Jeff Pflieger, 1982-83
Spence Young, 1973-77

52

Malik Evans, 1992-93
Paul Kuiper, 1981-82
Greg LePointe, 1997-01
Scott McCabe, 1983-85
Eric Reid, 1986-92

53

Bob Burton, 1962-63
Bob Grace, 1963-64 (road)

54

Neil Bemenderfer, 1974-76
Bill Johnson, 1962-63
Ted Skuchas, 2003-07
Andre Walker, 2010-11

55

Fred Benjamin, 1987-91
Jerry Hall, 1962-63 (road)



VU IN AP POLL

2010-11 (TOP 25)

Date	Record	Rank
Mar. 14, 2011#	23-10	25
Feb. 28, 2011	21-7	21
Feb. 21, 2011	20-6	18
Feb. 14, 2011	19-6	18
Feb. 7, 2011	17-6	23
Jan. 31, 2011	16-5	23
Jan. 24, 2011	15-4	19
Jan. 3, 2011	11-2	22
Dec. 27, 2010	9-2	24

2009-10 (TOP 25)

Date	Record	Rank
Mar. 15, 2010#	24-8	21
Mar. 8, 2010	23-7	20
Mar. 1, 2010	22-6	13
Feb. 22, 2010	20-6	15
Feb. 15, 2010	19-5	17
Feb. 8, 2010	17-5	22
Feb. 2, 2010	16-4	18
Jan. 25, 2010	15-3	21
Nov. 23, 2009	2-0	24

2007-08 (TOP 25)

Date	Record	Rank
Mar. 17, 2008#	26-7	19
Mar. 10, 2008	25-6	18
Mar. 3, 2008	24-5	16
Feb. 25, 2008	23-4	18
Feb. 18, 2008	22-4	20
Feb. 11, 2008	20-4	24
Feb. 4, 2008	18-4	23
Jan. 28, 2008	17-3	19
Jan. 21, 2008	17-2	17
Jan. 14, 2008	16-1	16
Jan. 7, 2008	15-0	13
Dec. 31, 2007	12-0	15
Dec. 24, 2007	11-0	17
Dec. 17, 2007	10-0	17
Dec. 10, 2007	9-0	20
Dec. 3, 2007	7-0	23

2006-07 (TOP 25)

Date	Record	Rank
Feb. 26, 2007	19-9	19
Feb. 19, 2007	18-8	17
Feb. 5, 2007	16-7	23
Jan. 29, 2007	15-6	24

2003-04 (TOP 25)

Date	Record	Rank
Jan. 19, 2004	13-2	22
Jan. 12, 2004	12-1	23
Jan. 5, 2004	11-0	20
Dec. 29, 2003	9-0	22
Dec. 22, 2003	8-0	25

1999-00 (TOP 25)

Date	Record	Rank
Feb. 21, 2000	17-6	24
Feb. 7, 2000	15-4	22
Jan. 31, 2000	13-4	24
Jan. 24, 2000	12-3	20
Jan. 17, 2000	12-2	20

1993-94 (TOP 25)

Date	Record	Rank
Jan. 10, 1994	8-3	24
Jan. 3, 1994	7-2	22
Dec. 13, 1993	4-1	24
Dec. 6, 1993	3-1	23
Nov. 29, 1993	1-0	20
Nov. 22, 1993	0-0	24
Preseason	0-0	23

1992-93 (TOP 25)

Date	Record	Rank
Mar. 15, 1993 #	26-5	8
Mar. 8, 1993	25-4	5
Mar. 1, 1993	23-4	7
Feb. 22, 1993	21-4	8
Feb. 15, 1993	19-4	11
Feb. 8, 1993	17-4	11
Feb. 1, 1993	16-3	11
Jan. 25, 1993	14-3	11
Jan. 18, 1993	13-3	19
Jan. 4, 1993	11-1	18
Dec. 28, 1992	8-1	24
Dec. 21, 1992	8-1	25

1987-88 (TOP 20)

Date	Record	Rank
March 1, 1988	18-7	19
Feb. 23, 1988	17-6	17
Feb. 16, 1988	16-5	16
Feb. 9, 1988	14-5	17
Feb. 2, 1988	13-4	15

1978-79 (TOP 20)

Date	Record	Rank
Feb. 20, 1979	18-7	19
Feb. 13, 1979	18-5	19
Feb. 6, 1979	15-5	17
Jan. 30, 1979	14-4	16
Jan. 23, 1979	12-3	19

1973-74 (TOP 20)

Date	Record	Rank
Mar. 27, 1974 #	23-5	13
Mar. 19, 1974	23-5	11
Mar. 12, 1974	23-3	6
Mar. 5, 1974	23-2	5
Feb. 26, 1974	22-2	6
Feb. 19, 1974	21-1	4
Feb. 12, 1974	19-1	5
Feb. 5, 1974	17-1	5
Jan. 29, 1974	15-1	7

Jan. 22, 1974	12-1	7
Jan. 15, 1974	11-1	8
Jan. 8, 1974	10-0	6
Jan. 2, 1974	8-0	10
Dec. 25, 1973	7-0	11
Dec. 18, 1973	6-0	17

1972-73 (TOP 20)

Date	Record	Rank
Jan. 16, 1973	10-3	18
Jan. 9, 1973	10-2	9
Jan. 2, 1973	8-1	11
Dec. 26, 1972	8-0	10
Dec. 19, 1972	7-0	12
Dec. 12, 1972	6-0	13

1968-69 (TOP 20)

Date	Record	Rank
Dec. 3, 1968	1-0	12
Preseason	0-0	13

1967-68 (TOP 10)

Date	Record	Rank
Feb. 20, 1968	18-4	9
Feb. 13, 1968	16-4	9
Feb. 6, 1968	15-4	9
Jan. 30, 1968	14-4	7
Jan. 23, 1968	12-3	7
Jan. 16, 1968	12-3	9
Jan. 9, 1968	10-3	8
Jan. 2, 1968	9-1	4
Dec. 26, 1967	7-1	9
Dec. 19, 1967	5-1	3
Dec. 12, 1967	3-0	3
Dec. 5, 1967	2-0	8
Preseason	0-0	9

1966-67 (TOP 10)

Date	Record	Rank
Feb. 14, 1967	17-3	9
Jan. 31, 1967	15-2	9
Jan. 24, 1967	13-2	9
Dec. 27, 1966	8-1	9
Dec. 20, 1966	7-1	10

1965-66 (TOP 10)

Date	Record	Rank
Mar. 8, 1966 #	22-4	8
Mar. 1, 1966	22-3	5
Feb. 22, 1966	20-3	5
Feb. 15, 1966	18-3	5
Feb. 8, 1966	16-3	5
Feb. 1, 1966	16-2	3
Jan. 25, 1966	14-2	4
Jan. 18, 1966	14-2	5
Jan. 11, 1966	13-1	3
Jan. 4, 1966	11-1	3
Dec. 28, 1965	8-0	2
Dec. 21, 1965	7-0	4
Dec. 14, 1965	4-0	5

Dec. 7, 1965	1-0	4
Preseason	0-0	5

1964-65 (TOP 10)

Date	Record	Rank
Mar. 9, 1965 #	23-3	5
Mar. 2, 1965	21-3	5
Feb. 23, 1965	19-3	9
Feb. 9, 1965	16-2	7
Feb. 2, 1965	14-2	9
Dec. 15, 1964	3-2	9
Dec. 8, 1964	2-0	3
Preseason	0-0	6

1963-64 (TOP 10)

Date	Record	Rank
Feb. 11, 1964	17-2	7
Feb. 4, 1964	15-2	8
Jan. 28, 1964	13-1	5
Jan. 21, 1964	13-1	6
Jan. 14, 1964	13-1	6
Jan. 7, 1964	11-1	7
Dec. 31, 1963	9-0	6
Dec. 24, 1963	7-0	6
Dec. 17, 1963	5-0	8

1960-61 (TOP 20)

Date	Record	Rank
Dec. 27, 1960	7-0	16
Dec. 20, 1960	6-0	17

1956-57 (TOP 20)

Date	Record	Rank
Mar. 12, 1957 #	17-5	8
Mar. 5, 1957	17-5	9
Feb. 26, 1957	17-5	9
Feb. 19, 1957	15-5	10
Feb. 12, 1957	14-4	18
Feb. 5, 1957	12-4	18
Jan. 22, 1957	10-3	13
Jan. 15, 1957	9-3	10
Jan. 8, 1957	9-1	6
Jan. 2, 1957	6-1	9
Dec. 26, 1956	5-1	12

Final Poll of the season

NOTES:

- Highest ranking was No. 2 on Dec. 28, 1965
- The 1965-66 team was the only team-ranked every week throughout the season.
- The most consecutive weeks ranked in a season was 16 (2007-08 season)
- The most consecutive weeks ranked was 18 (last three weeks of 1964-65 and all of 1965-66)
- Vanderbilt has finished a season nationally ranked on 10 occasions.



VU VS. RANKED OPPONENTS

Game-by-Game VS. RANKED OPPONENTS

2010's

Date	Rank-Opponent	Score
Mar. 12, 2011	#12 Florida	L, 66-77
Mar. 5, 2011	#14 Florida*	L, 76-86
Mar. 1, 2011	#20 Kentucky	L, 66-68
Feb. 12, 2011	#18 Kentucky*	W, 81-77
Jan. 22, 2011	#22 St. Mary's*	W, 89-70
Jan. 12, 2011	#24 Georgia*	W, 73-66
Dec. 8, 2010	#15 Missouri	L, 82-85 (ot)
Nov. 21, 2010	#8 North Carolina	W, 72-65
Jan. 27, 2010	#14 Tennessee	W, 85-76
Jan. 30, 2010	#1 Kentucky	L, 72-85
Feb. 9, 2010	#12 Tennessee*	W, 90-71
Feb. 20, 2010	#2 Kentucky*	L, 56-58

2000's

Date	Rank-Opponent	Score
March 4, 2009	#12 LSU	W, 75-67
Jan. 25, 2009	#24 Florida*	L, 69-94
Feb. 26, 2008	#1 Tennessee*	W, 72-69
Jan. 30, 2008	#24 Ole Miss	L, 58-74
Jan. 17, 2008	#6 Tennessee	L, 60-80
March 23, 2007	#9 Georgetown#	L, 65-66
March 17, 2007	#13 Wash. St.#	W, 78-74 (2ot)
Feb. 17, 2007	#1 Florida*	W, 83-70
Jan. 31, 2007	#1 Florida	L, 64-74
Jan. 24, 2007	#24 LSU	W, 64-53
Jan. 20, 2007	#25 Kentucky	W, 72-67
Jan. 17, 2007	#10 Alabama*	W, 94-73
Jan. 10, 2007	#16 Tennessee*	W, 82-81
Dec. 9, 2006	#25 Ga. Tech*	W, 73-64
Nov. 15, 2006	#8 Georgetown*	L, 70-86
March 10, 2006	#18 LSU#	L, 73-92
March 4, 2006	#11 Tennessee*	L, 59-68
Feb. 22, 2006	#24 LSU*	L, 66-77
Feb. 15, 2006	#10 Florida*	L, 68-73
Feb. 1, 2006	#13 Tennessee	L, 62-69
Jan. 28, 2006	#5 Florida	L, 58-81
Feb. 5, 2005	#6 Kentucky	L, 70-84
Jan. 12, 2005	#9 Kentucky	L, 54-69
Jan. 5, 2005	#19 Alabama*	W, 70-56
Mar. 25, 2004	#7 Connecticut#	L, 53-73
Mar. 21, 2004	#15 N.C. State#	W, 75-73
Mar. 12, 2004	#4 Miss. State#	W, 74-70 (ot)
Feb. 28, 2004	#7 Miss. State*	L, 69-72
Feb. 21, 2004	#24 LSU*	W, 74-54
Feb. 14, 2004	#25 South Carolina	L, 75-82
Feb. 7, 2004	#21 Florida	L, 71-81
Jan. 31, 2004	#5 Kentucky*	W, 66-60
Jan. 28, 2004	#23 South Carolina	L, 55-57
Jan. 10, 2004	#10 Kentucky	L, 63-75
Mar. 14, 2003	#2 Kentucky#	L, 63-81
Mar. 5, 2003	#2 Kentucky	L, 44-106
Feb. 22, 2003	#7 Florida*	L, 74-77 (ot)
Feb. 15, 2003	#20 Georgia	L, 70-83

Feb. 5, 2003	#23 Miss. State	L, 60-82
Jan. 29, 2003	#15 Georgia*	W, 94-91
Jan. 22, 2003	#5 Florida	L, 75-87
Jan. 14, 2003	#16 Kentucky*	L, 52-74
Jan. 11, 2003	#4 Alabama*	W, 70-69
Dec. 30, 2002	#6 Notre Dame	L, 63-76
Dec. 9, 2002	#6 Indiana	L, 56-73
Dec. 1, 2002	#12 Connecticut*	L, 70-76
Feb. 27, 2002	#11 Kentucky*	W, 86-73
Feb. 13, 2002	#9 Kentucky	L, 59-67
Feb. 9, 2002	#7 Florida	L, 54-80
Jan. 26, 2002	#15 Georgia*	W, 86-84
Jan. 12, 2002	#2 Florida*	L, 85-95
Jan. 9, 2002	#14 Alabama	L, 79-92
Dec. 2, 2001	#17 Western Ky.*	W, 80-75
Feb. 28, 2001	#6 Florida*	L, 62-72
Feb. 24, 2001	#22 Tennessee*	L, 70-78
Feb. 17, 2001	#22 Kentucky	L, 74-79
Feb. 3, 2001	#8 Tennessee	L, 50-72
Jan. 31, 2001	#17 Alabama*	W, 68-62
Jan. 20, 2001	#7 Florida	W, 63-61
Jan. 6, 2001	#22 Mississippi*	L, 68-81
Dec. 2, 2000	#11 Notre Dame*	L, 74-77
Mar. 10, 2000	#10 LSU#	L, 60-71
Feb. 19, 2000	#5 Tennessee*	W, 85-72
Feb. 16, 2000	#12 Auburn*	L, 80-86
Jan. 29, 2000	#10 Florida	L, 63-89
Jan. 22, 2000	#18 Kentucky*	L, 73-81 (ot)
Jan. 15, 2000	#24 LSU*	W, 65-62
Jan. 12, 2000	#12 Tennessee	W, 76-73
Jan. 8, 2000	#25 Kentucky	L, 52-72
Jan. 5, 2000	#6 Florida*	W, 87-77

1990's

Date	Rank - Opponent	Score
Feb. 27, 1999	#19 Florida*	W, 71-70 (ot)
Feb. 24, 1999	#13 Kentucky	L, 63-88
Feb. 17, 1999	#3 Auburn	L, 63-81
Feb. 6, 1999	#22 Arkansas*	W, 73-69
Jan. 9, 1999	#3 Kentucky	L, 57-73
Nov. 10, 1998	#23 Rhode Island	L, 69-82
Feb. 11, 1998	#18 Mississippi	L, 76-87
Feb. 7, 1998	#14 Arkansas	L, 83-93
Feb. 3, 1998	#13 South Carolina*	L, 61-65
Jan. 27, 1998	#7 Kentucky*	L, 61-63
Jan. 7, 1998	#16 South Carolina	L, 70-71
Jan. 3, 1998	#6 Kentucky	L, 62-71
Dec. 29, 1997	#2 Kansas#	L, 82-89
Mar. 13, 1997	#13 Xavier#	L, 68-80
Feb. 26, 1997	#6 South Carolina	L, 53-74
Feb. 22, 1997	#3 Kentucky*	L, 79-82
Jan. 29, 1997	#25 South Carolina*	L, 64-65
Jan. 22, 1997	#3 Kentucky	L, 46-58
Jan. 18, 1997	#20 Mississippi*	W, 67-64
Jan. 8, 1997	#24 Georgia*	L, 53-61
Dec. 9, 1996	#20 Boston College	L, 52-59
Nov. 22, 1996	#10 Duke	L, 57-86
Mar. 2, 1996	#1 Kentucky	L, 63-101
Feb. 7, 1996	#2 Kentucky*	L, 81-120
Jan. 31, 1996	#22 Auburn*	W, 76-62
Dec. 5, 1995	#15 Virginia	W, 61-48

Nov. 22, 1995	#4 UCLA#	W, 75-71
Nov. 20, 1995	#20 North Carolina#	L, 63-71
Mar. 10, 1995	#5 Arkansas#	L, 72-73
Feb. 25, 1995	#6 Kentucky*	L, 60-71
Feb. 22, 1995	#16 Mississippi St.	L, 48-76
Feb. 11, 1995	#12 Arkansas*	L, 94-97
Jan. 29, 1995	#16 Wake Forest	L, 51-63
Jan. 21, 1995	#5 Kentucky	L, 68-81
Jan. 7, 1995	#13 Florida	L, 62-72
Dec. 29, 1994	#16 Arizona State#	L, 61-67
Dec. 6, 1994	#20 Virginia*	W, 70-65
Feb. 26, 1994	#16 Florida*	W, 82-78
Feb. 19, 1994	#11 Kentucky*	L, 69-77
Feb. 6, 1994	#9 Louisville	L, 62-78
Feb. 1, 1994	#6 Arkansas	L, 76-89
Jan. 4, 1994	#4 Kentucky	L, 82-107
Dec. 18, 1993	#14 Georgia Tech#	L, 77-86
Dec. 4, 1993	#18 Syracuse#	L, 62-78
Feb. 6, 1993	#2 Kentucky	L, 67-82
Jan. 20, 1993	#8 Arkansas*	W, 102-89
Jan. 13, 1993	#1 Kentucky*	W, 101-86
Dec. 9, 1992	#9 Louisville*	W, 90-88
Mar. 13, 1992	#9 Kentucky#	L, 57-76
Mar. 1, 1992	#11 Kentucky	L, 56-80
Feb. 19, 1992	#14 Alabama	L, 64-85
Feb. 12, 1992	#11 Arkansas	L, 71-91
Jan. 15, 1992	#10 Kentucky	L, 71-84
Dec. 10, 1991	#13 Indiana	L, 51-88
Feb. 20, 1991	#12 Kentucky*	W, 98-87
Feb. 2, 1991	#14 LSU*	W, 63-59
Jan. 19, 1991	#9 Kentucky	L, 50-58
Jan. 2, 1991	#14 LSU	L, 70-87
Dec. 11, 1990	#11 Georgia*	W, 75-74
Dec. 8, 1990	#21 Virginia	L, 56-70
Dec. 4, 1990	#7 Indiana*	L, 73-84
Nov. 14, 1990	#2 Arkansas	L, 70-107
Mar. 9, 1990	#25 Georgia#	W, 78-74
Feb. 18, 1990	#9 LSU*	L, 108-121
Jan. 16, 1990	#13 LSU	L, 72-101
Jan. 3, 1990	#22 Alabama	W, 68-67

1980s

Date	Rank - Opponent	Score
Dec. 6, 1989	#11 Louisville	L, 75-101
Dec. 7, 1988	#8 North Carolina	L, 77-89
Nov. 30, 1988	#13 Louisville*	W, 65-62
Nov. 27, 1988	#16 Ohio St.	L, 82-97
Nov. 22, 1988	#2 Michigan	L, 66-91
Mar. 20, 1988	#8 Pittsburgh	W, 80-74
Jan. 30, 1988	#14 Florida	W, 92-65
Jan. 27, 1988	#9 Kentucky*	W, 83-66
Dec. 31, 1987	#2 Kentucky	L, 74-81
Dec. 8, 1987	#8 Indiana	L, 61-63
Dec. 5, 1987	#1 North Carolina*	W, 78-76
Feb. 26, 1987	#18 Florida*	W, 84-76
Feb. 11, 1987	#11 Alabama*	L, 67-71
Jan. 17, 1987	#10 Auburn	W, 91-75
Dec. 9, 1986	#2 Indiana*	W, 79-75
Feb. 5, 1986	#12 Kentucky	L, 65-73
Jan. 18, 1986	#14 LSU	L, 67-84
Jan. 4, 1986	#12 Kentucky*	L, 71-80



VU VS. RANKED OPPONENTS

Dec. 4, 1985	#6 Duke*	L, 74-84
Feb. 19, 1984	#6 Kentucky*	L, 54-58
Feb. 13, 1984	#16 Auburn*	L, 67-73
Jan. 20, 1984	#3 Kentucky	L, 46-67
Jan. 1, 1984	#9 LSU	L, 66-73
Feb. 19, 1983	#13 Kentucky	L, 63-82
Jan. 22, 1983	#11 Kentucky*	L, 77-82
Jan. 11, 1983	#10 Alabama	W, 81-79
Nov. 28, 1982	#8 Louisville	L, 70-80
Feb. 27, 1982	#17 Alabama*	W, 80-63
Feb. 20, 1982	#10 Kentucky*	L, 69-73
Jan. 23, 1982	#9 Kentucky	L, 58-67
Dec. 12, 1981	#16 Alabama	L, 68-79
Mar. 5, 1981	#7 Kentucky	W, 60-55
Feb. 21, 1981	#10 Kentucky	L, 48-80
Feb. 14, 1981	#9 Tennessee	L, 72-79
Feb. 4, 1981	#4 LSU*	L, 81-86
Jan. 34, 1981	#6 Kentucky*	L, 64-78
Jan. 7, 1981	#9 LSU	L, 61-77
Feb. 15, 1980	#10 Kentucky*	L, 73-91
Jan. 30, 1980	#10 LSU	L, 81-83
Jan. 19, 1980	#6 Kentucky	L, 90-106
Jan. 16, 1980	#20 Tennessee	L, 63-71
Jan. 2, 1980	#4 LSU*	W, 77-66

1970s

Date	Rank - Opponent	Score
Feb. 12, 1979	#16 Alabama*	W, 65-57
Feb. 5, 1979	#9 LSU	L, 71-92
Jan. 8, 1979	#7 LSU*	W, 88-87
Mar. 6, 1978	#1 Kentucky*	L, 68-78
Jan. 2, 1978	#1 Kentucky	L, 59-72
Dec. 3, 1977	#9 Louisville	L, 66-96
Nov. 29, 1977	#16 St. John's*	L, 54-59
Mar. 7, 1977	#11 Tennessee	L, 55-65
Feb. 28, 1977	#8 Alabama*	L, 77-78
Feb. 5, 1977	#3 Kentucky	L, 73-113
Jan. 31, 1977	#3 Alabama	L, 82-96
Jan. 8, 1977	#3 Kentucky*	L, 62-64
Dec. 6, 1976	#1 Michigan*	L, 76-97
Nov. 27, 1976	#9 Louisville*	L, 76-81
Mar. 8, 1976	#16 Alabama*	L, 77-84
Feb. 9, 1976	#8 Tennessee	L, 59-73
Jan. 12, 1976	#9 Tennessee*	W, 77-66
Jan. 3, 1976	#8 Alabama	L, 66-83
Dec. 2, 1975	#2 Michigan	L, 63-90
Mar. 1, 1975	#4 Kentucky	L, 84-109
Feb. 3, 1975	#9 Alabama*	L, 72-86
Jan. 27, 1975	#11 Kentucky*	L, 90-91
Jan. 4, 1975	#6 Alabama	L, 71-104
Feb. 16, 1974	#3 Notre Dame	L, 88-118
Mar. 14, 1974	#7 Marquette	L, 61-69
Feb. 4, 1974	#8 Alabama	W, 67-65
Jan. 5, 1974	#14 Alabama*	W, 72-73
Feb. 19, 1973	#17 Alabama	L, 78-87
Jan. 13, 1973	#14 Alabama*	L, 77-83
Nov. 30, 1972	#20 Louisville	W, 66-57
Dec. 4, 1971	#17 St. John's	L, 81-98
Mar. 1, 1971	#17 Tennessee*	L, 69-79
Feb. 27, 1971	#14 Kentucky*	L, 90-119
Feb. 1, 1971	#8 Tennessee	W, 65-60

Jan. 31, 1971	#11 Kentucky	L, 92-102
Feb. 28, 1970	#1 Kentucky	L, 89-90
Jan. 31, 1970	#2 Kentucky*	W, 89-81

1960s

Date	Rank - Opponent	Score
Mar. 3, 1969	#17 Tennessee*	L, 60-70
Mar. 1, 1969	#6 Kentucky*	W, 101-99
Feb. 1, 1969	#5 Kentucky	L, 89-103
Dec. 9, 1968	#2 North Carolina	L, 78-100
Dec. 7, 1968	#6 Davidson	L, 84-101
Mar. 2, 1968	#5 Kentucky	L, 80-85
Feb. 17, 1968	#7 Tennessee*	W, 75-63
Jan. 8, 1968	#6 Tennessee	L, 62-64
Jan. 6, 1968	#5 Kentucky*	L, 78-94
Dec. 30, 1967	#8 Davidson	W, 80-67
Dec. 12, 1967	#8 Davidson*	W, 81-79
Dec. 9, 1967	#5 North Carolina*	W, 89-76
Feb. 2, 1966	#2 Kentucky*	L, 90-105
Jan. 15, 1966	#2 Kentucky	L, 83-96
Mar. 13, 1965	#1 Michigan*	L, 85-87
Feb. 17, 1964	#3 Kentucky	L, 73-104
Jan. 6, 1964	#1 Kentucky*	W, 85-83
Dec. 11, 1963	#3 Duke*	W, 97-92
Feb. 13, 1963	#10 Georgia Tech	L, 62-67
Jan. 7, 1963	#6 Kentucky*	L, 82-106
Dec. 11, 1962	#2 Duke	L, 70-90
Feb. 19, 1962	#2 Kentucky	L, 80-87
Jan. 13, 1962	#7 Miss. St.*	W, 100-86
Jan. 8, 1962	#3 Kentucky*	L, 68-77
Feb. 27, 1960	#6 Georgia Tech*	W, 62-57
Jan. 16, 1960	#6 Georgia Tech	L, 66-74

1950s

Date	Rank - Opponent	Score
Feb. 18, 1959	#3 Kentucky	L, 71-83
Jan. 31, 1959	#9 Auburn*	L, 61-64
Jan. 12, 1959	#12 Miss. St.	L, 65-83
Jan. 6, 1959	#1 Kentucky*	W, 75-66
Jan. 3, 1959	#14 Tennessee	L, 60-65
Dec. 13, 1958	#18 SMU	L, 72-80
Feb. 17, 1958	#12 Kentucky	L, 61-65
Feb. 15, 1958	#15 Tennessee*	W, 83-70
Jan. 13, 1958	#14 Miss. St.*	W, 74-62
Jan. 6, 1958	#10 Kentucky*	L, 81-86
Dec. 28, 1957	#6 Maryland	L, 56-71
Feb. 18, 1957	#3 Kentucky	L, 78-80
Jan. 26, 1957	#5 Kentucky*	L, 83-91
Jan. 14, 1957	#19 Mississippi St.	L, 62-63
Jan. 5, 1957	#12 Tennessee	W, 71-68
Feb. 20, 1956	#7 Kentucky	L, 55-76
Feb. 6, 1956	#12 Alabama	L, 61-88
Jan. 21, 1956	#4 Kentucky*	W, 81-73
Feb. 21, 1955	#2 Kentucky	L, 59-71
Feb. 19, 1955	#18 Tennessee*	W, 76-71
Feb. 7, 1955	#13 Alabama*	W, 78-57
Jan. 29, 1955	#1 Kentucky*	L, 71-75
Feb. 22, 1954	#2 Kentucky	L, 64-100
Feb. 15, 1954	#17 LSU*	L, 69-82
Jan. 30, 1954	#1 Kentucky*	L, 63-85

Jan. 5, 1953	#17 LSU	L, 61-74
Feb. 21, 1952	#1 Kentucky	L, 45-75
Jan. 28, 1952	#3 Kentucky*	L, 51-88
Dec. 22, 1951	#1 St. John's	L, 54-69
Mar. 3, 1951	#1 Kentucky#	W, 61-57
Feb. 19, 1951	#1 Kentucky	L, 57-89
Jan. 27, 1951	#1 Kentucky*	L, 49-74
Feb. 25, 1950	#5 Kentucky	L, 66-70
Jan. 30, 1950	#4 Kentucky*	L, 54-58

1940s

Date	Rank - Opponent	Score
Feb. 26, 1949	#1 Kentucky	L, 37-70
Feb. 21, 1949	#5 Tulane*	W, 56-54

*Home Game; #Neutral Site

ALL-TIME

Overall Record.....	85-206
Home Record.....	59-68
Road Record.....	18-124
Neutral Record.....	7-14

LAST TIME...

Last Home Win.....	Feb. 12, 2011 vs. #18 Kentucky
Last Road Win.....	Jan. 27, 2010 at #14 Tennessee
Last Neutral Win.....	Nov. 21, 2010 vs. #8 North Carolina
Last Win over Top 10..	Nov. 21, 2010 vs. #8 North Carolina
Last Win over Top 5.....	Feb. 26, 2008 vs. #1 Tennessee
Last Win over #1.....	Feb. 26, 2008 vs. #1 Tennessee

STREAKS

Longest Winning Streak.....	4 games (12/9/06-2/17/07)
Longest Losing Streak.....	14 games (1/22/97-1/9/99)



VANDERBILT SCORING MARKS

Points Scored

Career

	<u>Player, Years</u>	<u>Points</u>
1.	Shan Foster, 2005-08	2,011
2.	Matt Freije, 2001-04	1,891
3.	Phil Cox, 1982-85	1,724
4.	Ronnie McMahan, 1992-95	1,719
5.	Mike Rhodes, 1978-81	1,699
6.	Clyde Lee, 1964-66	1,691
7.	Drew Maddux, 1995-98	1,689
8.	Charles Davis, 1977-81	1,675
9.	Jeff Fosnes, 1973-76	1,579
10.	Tom Hagan, 1967-69	1,514
11.	Barry Goheen, 1986-89	1,509
12.	Dan Langhi, 1997-2000	1,502
13.	A.J. Ogilvy, 2007-	1,026
14.	Scott Draud, 1987-91	1,466
15.	Bobby Thym, 1954-57	1,403
16.	Kevin Anglin, 1990-93	1,389
17.	Billy McCaffrey, 1993-94	1,359
18.	Butch Feher, 1973-76	1,345
19.	Terry Compton, 1972-74	1,326
20.	Frank Seckar, 1993-96	1,317
21.	Jeffery Taylor, 2008-present	1,316
22.	Barry Booker, 1986-89	1,310
23.	Will Perdue, 1984-88	1,281
24.	Jeff Turner, 1981-84	1,271
25.	Jermaine Beal, 2006-10	1,253
26.	Thorpe Weber, 1969-71	1,209
27.	Al Rochelle, 1954-57	1,206
28.	Jim Henry, 1,198	1,198
29.	Joe Ford, 1973-76	1,193
30.	Billy Joe Adcock, 1947-50	1,190
31.	Brett Burrow, 1983-86	1,149
32.	Babe Taylor, 1953-56	1,144
33.	Mario Moore, 2003-2006	1,137
34.	Bruce Elder, 1991-93	1,086
35.	Bo Wyenandt, 1966-68	1,078
36.	Todd Milholland, 1989-92	1,053
37.	Dan Finch, 1952-54	1,045
38.	Sam Howard, 1999-2002	1,042
39.	Austin Bates, 1994-98	1,020
40.	Perry Wallace, 1968-70	1,010
41.	Alex Gordon, 2005-08	1,007

Career - Per Game

(Minimum 50 games)

	<u>Player, Years</u>	<u>G</u>	<u>FGM</u>	<u>FTM</u>	<u>TP</u>	<u>PPG</u>
1.	Clyde Lee, 1964-66	79	633	425	1691	21.4
2.	Billy McCaffrey, 1993-94	66	458	912	1359	20.6
3.	Tom Hagan, 1967-69	76	577	360	1514	19.9
4.	Jim Henry, 1957-59	68	425	348	1198	17.6
5.	Terry Compton, 1972-74	80	527	277	1331	16.6
6.	Mike Rhodes, 1978-81	103	683	333	1699	16.5
7.	A.J. Ogilvy, 2007-	63	353	622	1026	16.3
9.	Al Rochelle, 1954-57	75	416	374	1206	16.1
9.	Dan Finch, 1952-54	65	356	333	1045	16.1
10.	Charles Davis, 1977-81	105	683	309	1675	16.0
11.	Bobby Thym, 1954-57	89	475	453	1403	15.8

Season

	<u>Player, Years</u>	<u>Points</u>
1.	Billy McCaffrey, 1992-93	699
2.	Shan Foster, 2007-08	691
3.	Dan Langhi, 1999-00	664
4.	Billy McCaffrey, 1993-94	660
5.	Clyde Lee, 1964-65	631
6.	John Jenkins, 2010-11	624
7.	Tom Hagan, 1968-69	608
8.	Matt Freije, 2003-04	607
9.	Will Perdue, 1986-87	592
10.	Clyde Lee, 1964-65	589
11.	Derrick Byars, 2006-07	577
12.	Jeff Fosnes, 1974-75	575
13.	Will Perdue, 1987-88	567

Season - Per Game

#	<u>Player, Years</u>	<u>G</u>	<u>FGM</u>	<u>FTM</u>	<u>TP</u>	<u>PPG</u>
1.	Tom Hagan, 1968-69	26	246	116	608	23.4
2.	Clyde Lee, 1965-66	26	218	153	589	22.6
3.	Clyde Lee, 1964-65	28	239	153	631	22.5
t4.	Dan Langhi, 1999-00	30	222	162	664	22.1
t4.	Jeff Fosnes, 1974-75	26	238	99	575	22.1
6.	Dan Finch, 1953-54	22	165	151	481	21.9
7.	Dan Finch, 1952-53	18	124	124	372	20.7
8.	Billy McCaffrey, 1993-94	32	217	476	660	20.6
9.	Billy McCaffrey, 1992-93	34	241	134	699	20.5
10.	Jim Henry, 1957-58	24	182	129	493	20.5

Single Game

#	<u>Player, Game</u>	<u>Points</u>
1.	Tom Hagan vs. Mississippi State, Mar. 8, 1969	44
2.	Shan Foster vs. Mississippi State, Mar. 5, 2008	42
2.	Bo Wyenandt vs. Alabama, Feb. 11, 1967	42
3.	Clyde Lee at Kentucky, Jan. 2, 1965	41
4.	Jim Henry vs. Sewanee, Dec. 2, 1957	40
t5.	Jeff Fosnes vs. Jacksonville, Dec. 21, 1974	39
t5.	Clyde Lee vs. Syracuse, Dec. 28, 1965	39
t5.	John Ed Miller vs. Duke, Dec. 11, 1963	39
t8.	Kevin Anglin vs. New Hampshire, Dec. 21, 1991	38
t8.	Kenny Campbell vs. Northwestern, Dec. 21, 1966	38
t10.	Phil Cox vs. MTSU, Dec. 3, 1984	37
t10.	Willie Jones vs. Alabama, Feb. 27, 1982	37
t10.	Al Rochelle at Florida, Feb. 25, 1956	37



VANDERBILT SCORING MARKS

YEARLY SCORING LEADERS

Year	Player	Pts	Avg.	Year	Player	Pts	Avg.
2011	John Jenkins, G	624	19.5	1953	Dan Finch, F	372	20.7
2010	Jemaine Beal, G	481	14.6	1952	Dave Kardokus, F	314	11.6
2009	A.J. Ogilvy, C	448	15.4	1951	Al Weiss, C	353	13.6
2008	Shan Foster, G/F	691	20.3	1950	Billy Joe Adcock, G/F	315	12.6
2007	Derrick Byars, G/F	577	17.0	1949	Billy Joe Adcock, F	339	15.4
2006	Shan Foster, G/F	477	15.9	1948	Billy Joe Adcock, F	376	17.1
2005	Mario Moore, G	459	13.5				
2004	Matt Freije, F	607	18.4				
2003	Matt Freije, F	520	17.9				
2002	Matt Freije, F	484	15.1				
2001	Chuck Moore, G	348	12.0				
2000	Dan Langhi, F	664	22.1				
1999	Dan Langhi, F	512	17.7				
1998	Drew Maddux, G	553	16.8				
1997	Pax Whitehead, F	481	15.5				
1996	Frank Seckar, G	523	16.3				
1995	Ronnie McMahan, G/F	511	18.3				
1994	Billy McCaffrey, G	660	20.6				
1993	Billy McCaffrey, G	699	20.6				
1992	Kevin Anglin, G/F	506	16.9				
1991	Scott Draud, G	456	15.2				
1990	Scott Draud, G	546	15.6				
1989	Frank Kornet, C/F	554	16.8				
1988	Will Perdue, C	567	18.3				
1987	Will Perdue, C	592	17.4				
1986	Brett Burrow, C	370	13.2				
1985	Phil Cox, G	445	16.5				
1984	Jeff Turner, F/C	486	16.8				
1983	Phil Cox, G	477	14.5				
1982	Willie Jones, C/F	442	15.8				
1981	Al Miller, G/F	423	14.6				
1980	Mike Rhodes, G	479	18.4				
1979	Charles Davis, F	502	18.6				
1978	Mike Rhodes, G	507	18.8				
1977	Charles Davis, F	399	15.3				
1976	Jeff Fosnes, F	482	17.9				
1975	Jeff Fosnes, F	575	22.1				
1974	Terry Compton, F	415	14.8				
1973	Terry Compton, F	461	17.7				
1972	Terry Compton, F	450	17.3				
1971	Thorpe Weber, F	439	16.9				
1970	Perry Wallace, F	461	17.7				
1969	Tom Hagan, G	608	23.4				
1968	Tom Hagan, G	463	19.2				
1967	Tom Hagan, G	443	17.0				
1966	Clyde Lee, C	589	22.6				
1965	Clyde Lee, C	631	22.5				
1964	Clyde Lee, C	471	18.8				
1963	Roger Schurig, G	387	16.8				
1962	John Russell, G	369	15.4				
1961	Bill Depp, C	412	17.2				
1960	Bill Johnson, G	356	15.5				
1959	Jim Henry, G	414	18.8				
1958	Jim Henry, G	493	20.5				
1957	Al Rochelle, G	381	17.3				
1956	Al Rochelle, G	421	18.3				
1955	Al Rochelle, G	355	16.1				
1954	Dan Finch, F	481	21.9				

Freshmen

By Points

Player,Year	Points
1. A.J. Ogilvy	578
2. Mike Rhodes, 1978	507
3. Al Miller, 1981	423
4. Charles Davis, 1977	399
5. Phil Cox, 1982	378
6. Jeffery Taylor, 2009	377
7. Brad Tinsley, 2009	341
8. John Jenkins, 2010	340
9. Ronnie McMahan, 1992	335
10. Shan Foster, 2005	312

By Average

Player,Year	Avg.
1. Mike Rhodes, 1978	18.8
2. A.J. Ogilvy, 2008	17.0
3. Charles Davis, 1977	15.3
4. Al Miller, 1981	14.6
t5. Phil Cox, 1982	13.5
t5. Bobby Thym, 1954	13.5
7. Jimmy Cummings, 1953	12.4
8. Jeffery Taylor, 2009	12.2
9. Ronnie McMahan, 1992	11.2
t10. Brad Tinsley, 2009	11.0
t10. John Jenkins, 2010	11.0

Juniors

By Points

Player,Year	Points
1. Billy McCaffrey, 1993	699
2. Clyde Lee, 1966	631
3. Will Perdue, 1987	592
4. Jeff Fosnes, 1975	575
5. Scott Draud, 1990	546
6. Butch Feher, 1975	533
7. Shan Foster, 2007	531
8. Matt Freije, 2003	520
9. Dan Langhi, 1999	512

By Average

Player,Year	Avg.
1. Clyde Lee, 1966	22.5
2. Jeff Fosnes, 1975	22.1
3. Dan Finch, 1953	20.7
4. Billy McCaffrey, 1993	20.6
t5. Butch Feher, 1975	20.5
t5. Jim Henry, 1958	20.5
7. Tom Hagan, 1968	19.2
8. Charles Davis, 1979	18.6
9. Mike Rhodes, 1980	18.4
10. Al Rochelle, 1956	18.3

Sophomores

By Points

Player,Year	Points
1. John Jenkins, 2011	624
2. Matt Freije, 2002	484
3. Shan Foster, 2006	477
4. Clyde Lee, 1965	471
5. Terry Compton, 1972	450
6. A.J. Ogilvy, 2009	448
7. Drew Maddux, 1996	447
8. Tom Hagan, 1967	443
9. Jeffery Taylor, 2010	438
10. Bill Ligon, 1972	434

By Average

Player,Year	Avg.
1. John Jenkins, 2011	19.5
2. Clyde Lee, 1965	18.8
3. Terry Compton, 1972	17.3
4. Billy Joe Adcock, 1948	17.1
5. Tom Hagan, 1967	17.0
t6. Charles Davis, 1978	16.8
t6. Roger Schurig, 1963	16.8
8. Bill Ligon, 1972	16.7
9. Al Rochelle, 1955	16.1
10. Bobby Thym, 1955	16.0

Seniors

By Points

Player,Year	Points
1. Shan Foster, 2008	691
2. Dan Langhi, 2000	664
3. Billy McCaffrey, 1994	660
4. Tom Hagan, 1969	608
5. Matt Freije, 2004	607
6. Clyde Lee, 1967	589
7. Derrick Byars, 2007	577
8. Will Perdue, 1988	567
9. Drew Maddux, 1998	553
10. Frank Seckar, 1996	523

By Average

Player,Year	Avg.
1. Tom Hagan, 1969	23.4
2. Clyde Lee, 1967	22.6
3. Dan Langhi, 2000	22.1
4. Dan Finch, 1954	21.9
5. Billy McCaffrey, 1994	20.6
6. Shan Foster, 2008	20.3
7. Jim Henry, 1959	18.8
8. Matt Freije, 2004	18.4
t9. Ronnie McMahan, 1995	18.3
t9. Will Perdue, 1988	18.3



VANDERBILT SCORING MARKS

30-Plus Point Scorers

Date	Player	Points
2/12/11	John Jenkins vs. Kentucky	32
3/4/09	A.J. Ogilvy vs. LSU	33
3/5/08	Shan Foster vs. Mississippi State	42
2/26/08	Shan Foster vs. Tennessee	32
1/5/08	Shan Foster vs. UMass	32
2/28/07	Shan Foster vs. South Carolina	33
2/14/07	Derrick Byars vs. South Carolina	32
2/8/06	Shan Foster vs. Alabama	30
3/21/05	Mario Moore vs. Wichita State	31
3/5/05	Mario Moore vs. LSU	30
2/2/05	Alex Gordon vs. Tennessee	30
3/21/04	Matt Freije vs. North Carolina State	31
2/18/04	Matt Freije vs. Alabama	32
12/13/03	Matt Freije vs. Tennessee Tech	31
11/24/03	Matt Freije vs. Indiana	32
1/29/03	Matt Freije vs. Georgia	31
3/1/00	Dan Langhi vs. Georgia	32
2/26/00	Dan Langhi vs. Mississippi	33
1/15/00	Dan Langhi vs. Florida	31
1/12/00	Dan Langhi vs. Tennessee	31
12/18/99	Dan Langhi vs. Western Kentucky	30
2/21/99	Dan Langhi vs. Alabama	30
11/21/98	Dan Langhi vs. Notre Dame	33
1/14/98	Drew Maddux vs. Alabama	33
12/17/95	Frank Seckar vs. North Carolina A&T	30
11/21/95	Frank Seckar vs. Chaminade	30
2/11/95	Ronnie McMahan vs. Arkansas	34
1/25/95	Ronnie McMahan vs. Mississippi	33
3/30/94	Frank Seckar vs. Villanova	30
2/26/94	Billy McCaffrey vs. Florida	31
2/24/93	Billy McCaffrey vs. Georgia	35
2/26/92	Kevin Anglin vs. Georgia	32
12/29/91	Kevin Anglin vs. New Hampshire	38
2/18/90	Scott Draud vs. LSU	31
1/10/90	Scott Draud vs. Mississippi	30
12/29/87	Will Perdue vs. Cornell	31
3/21/87	Will Perdue vs. So. Mississippi (NIT)	34
12/3/84	Phil Cox vs. MTSU	37
3/3/84	Jeff Turner vs. Mississippi	30
2/6/84	Phil Cox vs. Alabama	30
2/27/82	Willie Jones vs. Alabama	37
2/24/82	Willie Jones vs. Florida	32
11/28/81	Phil Cox vs. Duke	30
2/20/80	Mike Rhodes vs. Florida	30
1/19/80	Mike Rhodes vs. Kentucky	34
12/6/79	Mike Rhodes vs. Mississippi State	31
2/12/79	Mike Rhodes vs. Alabama	32
2/7/79	Charles Davis vs. Kentucky	31
12/28/77	Charles Davis vs. Richmond	31
12/22/77	Mike Rhodes vs. Virginia Tech	34
1/10/76	Butch Feher vs. Georgia	36
12/6/76	Charles Davis vs. Michigan	31
12/6/76	Butch Feher vs. Holy Cross	35
12/21/74	Jeff Fosnes vs. Jacksonville	39
12/21/74	Butch Feher vs. Jacksonville	34
2/10/75	Butch Feher vs. LSU	31
1/18/75	Jeff Fosnes vs. Auburn	32

Date	Player	Points
2/17/73	Terry Compton vs. LSU	33
3/9/72	Tom Arnholt vs. Mississippi State	33
2/19/72	Bill Ligon vs. LSU	31
2/12/72	Terry Compton vs. Georgia	35
12/8/70	Rod Freeman vs. Illinois	31
3/8/69	Tom Hagan vs. Mississippi State	44
2/17/69	Tom Hagan vs. LSU	31
12/21/68	Tom Hagan vs. Kansas State	34
12/14/68	Tom Hagan vs. Mississippi State	33
3/4/68	Kenny Campbell vs. LSU	31
12/2/67	Tom Hagan vs. SMU	34
2/20/67	Bo Wyenandt vs. Alabama	42
12/21/66	Kenny Campbell vs. Northwestern	38
2/19/66	Keith Thomas vs. Florida	30
1/15/66	Clyde Lee vs. Kentucky	30
1/4/66	Clyde Lee vs. Tulane	31
12/28/65	Clyde Lee vs. Syracuse	39
12/13/65	Clyde Lee vs. Wake Forest	32
12/30/65	Keith Thomas vs. Purdue	30
1/5/65	Clyde Lee vs. Kentucky	41
2/8/65	Clyde Lee vs. LSU	33
2/16/65	Clyde Lee vs. Kentucky	33
1/2/65	Clyde Lee vs. Tennessee	30
2/16/65	John Ed Miller vs. Kentucky	30
12/14/63	Roger Schurig vs. Arkansas	32
12/11/63	John Ed Miller vs. Duke	39
2/23/63	Roger Schurig vs. Florida	30
1/5/63	Roger Schurig vs. Tennessee	30
12/11/62	Roger Schurig vs. Duke	32
2/18/61	Bill Depp vs. Tennessee	31
12/2/57	Jim Henry vs. Sewanee	40
2/25/56	Al Rochelle vs. Florida	37
12/1/52	Dan Finch vs. Duke	30
2/14/49	Billy Joe Adcock vs. Mississippi State	36

MOST 30-PLUS POINTS SCORING GAMES

Player	Games
1. Clyde Lee (1964-66)	8
2. Dan Langhi (1997-2000)	7
t3. Shan Foster (2005-08)	5
t3. Matt Freije (2001-04)	5
t3. Mike Rhodes (1978-81)	5
t6. Butch Feher (1973-76)	4
t6. Roger Schurig (1963-65)	4



VU FG SHOOTING MARKS

Field Goals Made

In a Career

Player, Years	FGM	FGA	Pct.
1. Shan Foster, 2005-08	699	1483	.471
t-2. Charles Davis, 1977-81	683	1328	.514
t-2. Mike Rhodes, 1978-81	683	1414	.483
4. Jeff Fosnes, 1973-76	651	1271	.512
5. Phil Cox, 1982-85	641	1320	.486
6. Clyde Lee, 1964-66	633	1383	.457
7. Matt Freije, 2003-04	632	1412	.448
8. Ronnie McMahan, 1992-95	566	1352	.418
9. Tom Hagan, 1967-69	577	1144	.504
10. Drew Maddux, 1994-98	571	1348	.424

In a Season

Player, Season	FGM	FGA	Pct.
1. Tom Hagan, 1968-69	246	480	.513
2. Shan Foster, 2007-08	242	463	.523
3. Billy McCaffrey, 1992-93	241	436	.553
4. Clyde Lee, 1964-65	239	516	.463
5. Jeff Fosnes, 1974-75	238	432	.551
6. Will Perdue, 1987-88	234	369	.634
7. Will Perdue, 1986-87	233	389	.599
8. Dan Langhi, 1999-00	222	465	.477
9. Frank Komet, 1988-89	220	388	.567
10. Clyde Lee, 1965-66	218	457	.455

Field Goals Attempted

In a Career

Player, Years	FGM	FGA	Pct.
1. Shan Foster, 2005-08	699	1483	.471
2. Mike Rhodes, 1978-81	683	1414	.483
3. Matt Freije, 2003-04	632	1412	.448
4. Clyde Lee, 1964-66	633	1383	.457
5. Ronnie McMahan, 1992-95	566	1352	.418
6. Babe Taylor, 1953-56	478	1371	.349
7. Drew Maddux, 1994-98	571	1348	.424
8. Charles Davis, 1977-81	683	1328	.514
9. Phil Cox, 1982-85	641	1320	.486
10. Jeff Fosnes, 1973-76	651	1271	.512

In a Season

Player, Season	FGM	FGA	Pct.
1. Clyde Lee, 1964-65	239	516	.463
2. Tom Hagan, 1968-69	246	480	.513
3. Billy McCaffrey, 1993-94	217	476	.456
4. Dan Langhi, 1999-00	222	465	.477
5. Shan Foster, 2007-08	242	463	.523
6. Clyde Lee, 1965-66	218	457	.455
7. Derrick Byars, 2006-07	206	451	.457
8. Matt Freije, 2003-04	186	446	.415
9. Ronnie McMahan, 1994-95	165	439	.376
10. Billy McCaffrey, 1992-93	241	436	.553

ANNUAL FIELD GOAL PERCENTAGE LEADERS

Year	Player	FG	Pct.	Year	Player	FG	Pct.
2011	Festus Ezeli, C	151-257	.588	1979	Charles Davis, F	203-352	.577
2010	A.J. Ogilvy, C	142-279	.509	1978	Charles Davis, F	178-353	.504
2009	A.J. Ogilvy, C	152-280	.543	1977	Greg Fuller, F	109-213	.512
2008	A.J. Ogilvy, C	201-342	.588	1976	Dicky Keffer, G	82-156	.526
2007	Ross Neltner, F	117-221	.529	1975	Jeff Fosnes, F	238-432	.551
2006	Julian Terrell, F	124-240	.517	1974	Lee Fowler, F	83-157	.529
2005	Jason Holwerda, G	91-147	.619	1973	Jeff Fosnes, F	69-129	.535
2004	Scott Hundley, G	81-162	.500	1972	Terry Compton, F	173-319	.542
2003	Brian Thornton, F	129-245	.527	1971	Ralph Mayes, G	69-125	.552
2002	Brian Thornton, F	76-148	.514	1970	Perry Wallace, F	197-400	.493
2001	Greg LaPointe, C	125-225	.556	1969	Tom Hagan, G	246-480	.513
2000	Atiba Prater, G	82-167	.491	1968	Bob Bundy, C	108-171	.631
1999	Greg LaPointe, C	84-166	.506	1967	Ken Gibbs, C	105-200	.525
1998	Billy Di Spaltro, F	108-205	.527	1966	Keith Thomas, G	196-382	.513
1997	Billy Di Spaltro, F	111-212	.524	1965	Wayne Calvert, G	56-104	.538
1996	Billy Di Spaltro, F	75-127	.591	1964	Keith Thomas, G	62-122	.508
1995	Chris Woods, C	61-122	.500	1963	Roger Schurig, G	150-345	.435
1994	Chris Lawson, C	140-270	.519	1962	Bob Scott, F/C	122-291	.419
1993	Bruce Elder, F	142-239	.594	1961	Don Ringstaff, F	90-196	.459
1992	Todd Milholland, C	140-260	.539	1960	Bill Depp, C	116-277	.419
1991	Steve Grant, F	86-138	.623	1959	Jim Henry, G	148-309	.479
1990	Steve Grant, F	80-118	.678	1958	Hub Houglund, F	113-237	.477
1989	Frank Komet, F/C	220-388	.567	1957	Jim Henry, G	95-212	.448
1988	Will Perdue, C	234-369	.634	1956	Al Rochelle, G	134-345	.388
1987	Will Perdue, C	233-389	.599	1955	Al Rochelle, G	119-309	.385
1986	Barry Goheen, G	91-168	.542	1954	Bobby Thym, F	110-276	.399
1985	Brett Burrow, C	137-265	.517	1953	George Nordhaus, C	63-161	.391
1984	Jeff Turner, F/C	200-375	.533	1952	Dan Finch, F	67-193	.351
1983	James Williams, F	122-243	.502	1951	Al Weiss, C	132-365	.362
1982	Willie Jones, F/C	169-288	.587	1950	George Kelley, F/C	82-234	.350
1981	Willie Jones, F/C	110-165	.667	1949	Haworth Parks, F	43-124	.339
1980	Willie Jones, F/C	88-153	.575				

Field Goals Percentage

In a Career (Minimum 400 FGA)

Player, Years	FGM	FGA	Pct.
1. Will Perdue, 1984, 1986-88	519	856	.606
2. Willie Jones, 1980-82	367	606	.605
3. Festus Ezeli, 2008-present	241	422	.571
4. A.J. Ogilvy, 2007-10	495	901	.549
5. Bob Bundy, 1967-69	220	402	.547
6. Frank Komet, 1986-89	377	706	.534
7. Billy Di Spaltro, 1994-98	304	572	.531
8. Todd Milholland, 1989-1992	412	789	.522
9. Keith Thomas, 1964-66	401	777	.516
10. Charles Davis, 1977-81	683	1328	.514

In a Season (Minimum 100 FGA)

Player, Season	FGM	FGA	Pct.
1. Steve Grant, 1989-90	80	118	.678
2. Willie Jones, 1980-81	110	165	.667
3. Will Perdue, 1987-88	234	369	.634
4. Bob Bundy, 1967-68	108	171	.632
5. Steve Grant, 1990-91	86	138	.623
6. Jason Holwerda, 2004-05	91	147	.619
7. Will Perdue, 1986-87	233	389	.599
8. Bruce Elder, 1992-93	142	239	.594
9. Billy Di Spaltro, 1995-96	75	127	.591
t10. Festus Ezeli, 2010-11	151	257	.588
t10. A.J. Ogilvy, 2007-08	201	342	.588



3-PT FG SHOOTING MARKS

3-Point Field Goals Made

In a Career

Player, Years	3FGM	3FGA	Pct.
1. Shan Foster, 2005-08	367	872	.421
2. Ronnie McMahan, 1992-95	296	774	.382
3. Scott Draud, 1987-88, 90-91	288	657	.438
4. Frank Seckar, 1993-96	278	675	.419
5. Sam Howard, 1998-2002	238	653	.364
6. Barry Booker, 1986-89	246	535	.460
7. Drew Maddux, 1994-98	226	641	.353
8. Mario Moore, 2003-06	197	559	.352
9. Matt Freije, 2000-04	183	515	.355
10. John Jenkins, 2009-present	172	394	.437

In a Season

Player, Years	3FGM	3FGA	Pct.
1. Shan Foster, 2007-08	134	286	.469
2. Frank Seckar, 1995-96	103	272	.379
3. Scott Draud, 1990-91	101	225	.449
4. John Jenkins, 2010-11	100	245	.408
t5. Scott Draud, 1989-90	90	208	.433
t5. Shan Foster, 2005-06	90	217	.415
t7. Barry Booker, 1988-89	87	194	.449
t7. Ronnie McMahan, 1993-94	87	228	.382
9. Brendan Plavich, 2001-02	86	195	.441
10. Barry Booker, 1986-87	85	170	.500

3-Point Field Goals Attempted

In a Career

Player, Years	3FGM	3FGA	Pct.
1. Shan Foster, 2005-08	367	872	.421
2. Ronnie McMahan, 1992-95	296	774	.382
3. Frank Seckar, 1993-96	278	675	.419
4. Scott Draud, 1987-88, 90-91	288	657	.438
5. Sam Howard, 1998-2002	238	653	.364
6. Drew Maddux, 1994-98	226	641	.353
7. Mario Moore, 2003-2006	197	559	.352
8. Matt Freije, 2000-04	183	515	.355
9. Barry Booker, 1986-89	246	535	.460
10. Brad Tinsley, 2008-present	145	395	.367

In a Season

Player, Season	3FGM	3FGA	Pct.
1. Shan Foster, 2007-08	134	286	.469
2. Frank Seckar, 1995-96	103	272	.379
3. John Jenkins, 2010-11	100	245	.408
4. Ronnie McMahan, 1993-94	87	228	.382
5. Scott Draud, 1990-91	101	225	.449
6. Ronnie McMahan, 1994-95	78	222	.351
t7. Drew Maddux, 1997-98	79	217	.364
t7. Shan Foster, 2005-06	90	217	.415
9. Shan Foster, 2006-07	74	214	.386
10. Derrick Byars, 2006-07	79	212	.373

ANNUAL FIELD GOAL PERCENTAGE LEADERS

Leaders Determined by 3-Point Field Goals Made

Year	Name	3FG	Att	Pct.
2011	John Jenkins, G	100	245	.408
2010	Jermaine Beal, G	72	190	.379
2010	John Jenkins, G	72	149	.423
2009	Brad Tinsley, G	69	168	.411
2008	Shan Foster, G/F	134	286	.469
2007	Dan Cage, G	80	181	.442
2006	Shan Foster, G/F	90	217	.415
2005	Mario Moore, G	77	193	.399
2004	Mario Moore, G	66	182	.363
2003	Matt Freije, F	65	185	.351
2002	Brendan Plavich, G	86	195	.443
2001	Chuck Moore, G	55	157	.350
2000	Sam Howard, G	78	216	.361
1999	Sam Howard, G	58	158	.367
1998	Drew Maddux, G	79	217	.364
1997	Pax Whitehead, F	67	186	.360
1996	Frank Seckar, G	103	272	.379
1995	Frank Seckar, G	83	195	.426
1994	Ronnie McMahan, G	87	228	.382
1993	Billy McCaffrey, G	83	162	.512
1992	Ronnie McMahan, G	58	157	.369
1991	Scott Draud, G	101	225	.449
1990	Scott Draud, G	90	208	.433
1989	Barry Booker, G	87	194	.448
1988	Barry Booker, G	74	171	.433
1987	Barry Booker, G	85	170	.500

3-Point Field Goal Percentage

In a Career (Min. 30 3FGA)

Player, Years	3FGM	3FGA	Pct.
1. Barry Booker, 1986-89	246	535	.460
2. Billy McCaffrey, 1993-94	141	316	.446
3. Scott Draud, 1987-88, 90-91	288	657	.438
4. John Jenkins, 2009-present	172	394	.437
5. Dan Cage, 2004-07	164	385	.426
6. Aaron Beth, 1991-94	38	90	.422
7. Shan Foster, 2005-08	367	872	.421
8. Derrick Wilcox, 1987-90	114	271	.421
9. Frank Seckar, 1993-96	278	675	.419
10. Barry Goheen, 1986-89	118	282	.418

In a Season (Min. 30 3FGA)

Player, Season	3FGM	3FGA	Pct.
1. Billy McCaffrey, 1992-93	83	162	.512
2. Barry Booker, 1986-87	85	170	.500
3. John Jenkins, 2009-10	72	149	.483
4. Rick Jones, 1999-00	41	85	.482
5. Aaron Beth, 1991-92	26	55	.473
6. Shan Foster, 2007-08	134	286	.469
7. Derrick Wilcox, 1989-90	56	120	.467
8. Derrick Wilcox, 1987-88	18	39	.462
9. Dawid Przybyszewski, 2003-04	51	112	.455
10. Vince Ford, 1997-98	24	53	.453



VU FT SHOOTING MARKS

Free Throws Made

In a Career

Player, Years	FTM	FTA	Pct.
1. A.J. Ogilvy, 2007-10	471	641	.735
2. Bobby Thym, 1954-57	453	675	.671
3. Matt Freije, 2000-04	444	565	.786
4. Phil Cox, 1982-85	442	513	.862
5. Clyde Lee, 1964-66	425	610	.697
6. Kevin Anglin, 1990-93	415	549	.756
7. Al Rochelle, 1954-57	374	498	.751
8. Tom Hagan, 1967-69	360	432	.833
9. Jeffery Taylor, 2008-present	357	495	.721
t10. Butch Feher, 1973-76	349	457	.763
t10. Barry Goheen, 1986-89	349	439	.795

In a Season

Player, Season	FTM	FTA	Pct.
1. A.J. Ogilvy, 2007-08	176	229	.769
2. Matt Freije, 2003-04	175	222	.788
3. Billy McCaffrey, 1993-94	168	189	.889
4. Dan Langhi, 1999-00	162	186	.871
5. Billy Di Spaltro, 1996-97	160	208	.769
6. A.J. Ogilvy, 2009-10	158	216	.731
7. Kevin Anglin, 1991-92	155	207	.749
t8. Al Rochelle, 1955-56	153	204	.750
t8. Clyde Lee, 1964-65	153	228	.671
t8. Clyde Lee, 1965-66	153	206	.742

Free Throws Attempted

In a Career

Player, Years	FTM	FTA	Pct.
1. Bobby Thym, 1954-57	453	675	.671
2. A.J. Ogilvy, 2007-10	471	641	.735
3. Clyde Lee, 1964-66	425	610	.697
4. Matt Freije, 2000-04	444	565	.786
5. Kevin Anglin, 1989-93	415	549	.756
6. Phil Cox, 1982-85	442	513	.862
7. Al Rochelle, 1954-57	374	498	.751
8. Jeffery Taylor, 2008-present	357	495	.721
9. Dan Finch, 1952-54	333	490	.680
10. Jim Henry, 1957-59	348	488	.713

In a Season

Player, Season	FTM	FTA	Pct.
1. A.J. Ogilvy, 2007-08	176	229	.769
2. Clyde Lee, 1964-65	153	228	.671
3. Matt Freije, 2003-04	175	222	.788
4. Festus Ezeli, 2010-11	140	216	.648
5. A.J. Ogilvy, 2009-10	158	216	.731
6. Dan Finch, 1953-54	151	211	.716
7. Billy Di Spaltro, 1996-97	160	208	.769
8. Kevin Anglin, 1991-92	155	207	.749
9. Clyde Lee, 1965-66	153	206	.742
t10. Al Rochelle, 1955-56	153	204	.750
t10. Bobby Thym, 1955-56	143	204	.701
t10. Will Perdue, 1986-87	126	204	.618

ANNUAL FT PERCENTAGE LEADERS

(Min. 50 attempts)

Year	Player	FT-A	Pct.	Year	Player	FT-A	Pct.
2011	John Jenkins	144-161	.894	1979	Mike Rhodes, G/F	72-87	.827
2010	Jermaine Beal	93-116	.802	1978	Tommy Springer, G	51-61	.836
2009	Brad Tinsley	56-68	.824	1977	Dicky Keffer, G	66-81	.815
2008	Ross Neltner, F	61-77	.792	1976	Joe Ford, G	102-126	.817
2007	Dan Cage, G	70-80	.875	1975	Joe Ford, G	94-112	.839
2006	Shan Foster, G/F	63-83	.759	1974	Terry Compton, F	89-102	.873
2005	Mario Moore, G	72-89	.809	1973	Lee Fowler, F	51-67	.761
2004	Scott Hundley, G	46-58	.793	1972	Tom Arnholt, G	81-91	.890
2003	Matt Freije, F	99-124	.798	1971	Rudy Thacker, G	56-61	.918
2002	Chuck Moore, G	78-96	.813	1970	Ralph Mayes, G	48-59	.814
2001	Chuck Moore, G	63-79	.797	1969	Rudy Thacker, G	64-72	.889
2000	Dan Langhi, F	162-186	.871	1968	Tom Hagan, G	141-167	.844
1999	Dan Langhi, F	141-167	.844	1967	Jerry Southwood, G	61-77	.792
1998	Billy Di Spaltro, F	87-107	.813	1966	Keith Thomas, G	78-98	.796
1997	Billy Di Spaltro, F	160-208	.769	1965	Keith Thomas, G	56-65	.862
1996	Drew Maddux, G	81-106	.764	1964	John Ed Miller, G	119-148	.804
1995	Drew Maddux, G	51-59	.864	1963	Roger Schurig, G	87-109	.799
1994	Billy McCaffrey, G	168-189	.889	1962	Bobby Bland, G	52-64	.813
1993	Billy McCaffrey, G	134-154	.870	1961	Don Ringstaff, F	96-127	.756
1992	Todd Milholland, C	61-75	.813	1960	Bill Johnson, G	80-101	.792
1991	Scott Draud, G	63-72	.875	1959	Jim Henry, G	118-150	.787
1990	Scott Draud, G	100-115	.870	1958	Jimmy French, G	51-61	.836
1989	Eric Reid, F	103-133	.774	1957	Al Rochelle, G	75-96	.781
1988	Barry Goheen, G	86-112	.768	1956	Al Rochelle, G	153-204	.750
1987	Barry Goheen, G	114-136	.838	1955	Al Rochelle, G	117-157	.745
1986	Barry Goheen, G	44-52	.846	1954	Babe Taylor, G	62-74	.838
1985	Phil Cox, G	111-127	.874	1953	George Nordhaus, C	84-123	.683
1984	Jeff Turner, F/C	86-102	.843	1952	Bob Dudley Smith, F	54-76	.711
1983	Phil Cox, G	113-126	.897	1951	Bob Dudley Smith, F	87-121	.719
1982	Phil Cox, G	126-145	.869	1950	Bob Dudley Smith, F	42-53	.792
1981	Mike Rhodes, G/F	69-84	.821	1949	George Kelley, F	94-143	.657
1980	Mike Rhodes, G/F	89-110	.809				

Free Throw Percentage

In a Career (Minimum 150 FTA)

Player, Years	FTM	FTA	Pct.
1. Billy McCaffrey, 1993-94	302	343	.880
2. Rudy Thacker, 1969-71	152	173	.879
3. John Jenkins, 2009-present	192	221	.869
4. Phil Cox, 1982-85	442	513	.862
5. Scott Draud, 1987-88, 90-91	232	276	.841
t6. Brad Tinsley, 2008-present	184	221	.833
t6. Tom Hagan, 1967-69	360	432	.833
8. Dan Langhi, 1996-00	394	474	.831
9. Tom Arnholt, 1970-72	253	305	.830
10. Mike Rhodes, 1978-81	333	408	.816

In a Season (Minimum 50 FTA)

Player, Season	FTM	FTA	Pct.
1. Rudy Thacker, 1970-71	56	61	.918
2. Phil Cox, 1982-83	113	126	.897
3. John Jenkins, 2010-11	144	161	.894
4. Tom Arnholt, 1971-72	81	91	.890
5. Billy McCaffrey, 1993-94	168	189	.889
6. Rudy Thacker, 1968-69	64	72	.889
t7. Scott Draud, 1990-91	63	72	.875
t7. Dan Cage, 2006-07	70	80	.875
9. Phil Cox, 1984-85	111	127	.874
10. Terry Compton, 1973-74	89	102	.873



VU REBOUNTING MARKS

Rebounds

In a Career

Player, Years	G	Reb	RPG
1. Clyde Lee, 1964-66	79	1223	15.5
2. Perry Wallace, 1968-70	78	894	11.5
3. Bobby Thym, 1954-57	89	872	9.8
4. Bob "Snake" Grace, 1963-65	76	837	11.0
5. Charley Harrison, 1953-56	79	802	10.2
6. Bill Depp, 1959-61	71	747	10.5
7. Will Perdue, 1983-88	104	708	6.8
8. Thorpe Weber, 1969-71	78	673	8.6
9. Anthony Williams, 1997-01	110	669	6.1
10. Ben Rowan, 1958-60	69	666	9.7

Per Game In a Career (Minimum 50 games)

Player, Years	G	Reb	RPG
1. Clyde Lee, 1964-66	79	1223	15.5
2. Perry Wallace, 1968-70	78	894	11.5
3. Bob "Snake" Grace, 1963-65	76	837	11.0
4. Bill Depp, 1959-61	71	747	10.5
5. Charley Harrison, 1953-56	79	802	10.2
6. Bobby Thym, 1954-57	89	872	9.8
7. Ben Rowan, 1958-60	69	666	9.7
8. Dan Finch, 1952-54	65	618	9.5
t9. Thorpe Weber, 1969-71	78	673	8.6
t9. Jo Gibbs, 1954-57	69	593	8.6

In a Season

Player, Season	G	Reb	RPG
1. Clyde Lee, 1964-65	28	420	15.0
2. Clyde Lee, 1965-66	26	412	15.8
3. Clyde Lee, 1963-64	25	391	15.6
4. Perry Wallace, 1969-70	26	350	13.5
5. Charley Harrison, 1955-56	22	315	14.3
6. Will Perdue, 1987-88	31	314	10.1
7. Bill Depp, 1960-61	24	309	12.9
8. Bob "Snake" Grace, 1962-63	23	308	13.4
9. Charley Harrison, 1954-55	22	284	12.9
10. Jo Gibbs, 1956-57	22	274	12.5

Per Game In a Season

Player, Season	G	Reb	RPG
1. Clyde Lee, 1965-66	26	412	15.8
2. Clyde Lee, 1963-64	25	391	15.6
3. Clyde Lee, 1964-65	28	420	15.0
4. Charley Harrison, 1955-56	22	315	14.3
5. Dan Finch, 1952-53	18	247	13.7
6. Perry Wallace, 1969-70	26	350	13.5
7. Bob "Snake" Grace, 1962-63	23	308	13.4
t8. Charley Harrison, 1954-55	22	284	12.9
t8. Bill Depp, 1960-61	24	309	12.9
10. Jo Gibbs, 1956-57	22	274	12.5

ANNUAL REBOUNTING LEADERS

Year	Player	Reb.	Year	Player	Reb.
2011	Lance Goulbourne, F	7.3	1981	Charles Davis, F	5.8
2010	A.J. Ogilvy, C	6.2	1980	Ted Young, F	5.9
2009	A.J. Ogilvy, C	7.1	1979	Charles Davis, F	8.6
2008	A.J. Ogilvy, C	6.7	1978	Charles Davis, F	7.1
2007	Ross Neltner, F	5.7	1977	Charles Davis, F	7.0
2006	Julian Terrell, F	7.2	1976	Butch Feher, G	7.7
2005	Julian Terrell, F	5.1	1975	Jeff Fosnes, F	9.0
2004	Matt Freije, F	5.4	1974	Jan van Breda Kolff, G	9.7
2003	Brian Thornton, F	5.7	1973	Steve Turner, C	7.8
2002	Matt Freije, F	5.1	1972	Ray Maddux, C	10.7
2001	Anthony Williams, F	7.9	1971	Thorpe Weber, F	9.7
2000	Anthony Williams, F	6.4	1970	Perry Wallace, F	13.5
1999	Dan Langhi, F	7.3	1969	Perry Wallace, F	10.5
1998	Billy Di Spaltro, F	5.7	1968	Perry Wallace, F	10.4
1997	Billy Di Spaltro, F	6.3	1967	Bob Warren, F	8.4
1996	Malik Evans, F	6.5	1966	Clyde Lee, C	15.8
1995	Bryan Milburn, F	6.3	1965	Clyde Lee, C	15.0
1994	Chris Lawson, C	6.8	1964	Clyde Lee, C	15.6
1993	Bruce Elder, F	6.1	1963	Bob Grace, C	13.4
1992	Dan Hall, F	5.9	1962	Ron Griffiths, C	10.3
1991	Bruce Elder, F	5.9	1961	Bill Deep, C	12.9
1990	Eric Reid, F	5.8	1960	Ben Rowan, F	11.3
1989	Frank Kornet, C-F	7.1	1959	Ben Rowan, F	10.7
1988	Will Perdue, C	10.1	1958	Don Hinton, F-C	8.9
1987	Will Perdue, C	8.7	1957	Hobby Gibbs, F	12.5
1986	Brett Burrow, C	5.8	1956	Charley Harrison, C	14.3
1985	Brett Burrow, C	8.0	1955	Charley Harrison, C	12.9
1984	Jeff Turner, F-C	7.3	1954	Dan Finch, F	11.3
1983	Ted Young, C-F	6.7	1953	Dan Finch	13.7
1982	Willie Jones, C-F	6.4	1952	Dave Kardokus	8.4

Rebounding Average Leaders By Class

Freshmen

RPG	Player	Year
1. 9.6	Jimmy Cummings	1953
2. 9.1	Bobby Thym	1954
3. 7.0	Charles Davis	1977
4. 6.7	A.J. Ogilvy	2008
5. 6.2	Jeffery Taylor	2009
6. 5.9	Ted Young	1980
7. 5.3	Greg Fuller	1977
8. 4.6	Brian Thornton	2002
t9. 4.4	Matt Freije	2001
t9. 4.4	John Sneed	1975

Juniors

RPG	Player	Year
1. 15.0	Clyde Lee	1965
2. 13.7	Dan Finch	1953
3. 12.9	Charley Harrison	1955
4. 12.0	Jo Gibbs	1956
5. 10.8	Bob Grace	1964
t6. 10.7	Ray Maddux	1972
t6. 10.7	Ben Rowan	1959
t8. 10.5	Perry Wallace	1969
t8. 10.5	Bobby Thym	1956
10. 10.3	Ron Griffiths	1962

Sophomores

RPG	Player	Year
1. 15.6	Clyde Lee	1964
2. 13.4	Bob Grace	1963
3. 10.4	Perry Wallace	1968
4. 10.3	Bobby Thym	1955
5. 9.9	George Nordhaus	1953
6. 9.0	Bill Depp	1959
7. 8.9	Bill Feix	1952
8. 8.8	Jack Pirrie	1958
9. 8.5	Don Hinton	1957
10. 8.2	Thorpe Weber	1969

Seniors

RPG	Player	Year
1. 15.8	Clyde Lee	1966
2. 14.3	Charley Harrison	1956
3. 13.5	Perry Wallace	1970
4. 12.9	Bill Depp	1961
5. 12.5	Hobby Gibbs	1957
6. 11.4	Dave Kardokus	1952
t7. 11.3	Ben Rowan	1960
t7. 11.3	Dan Finch	1954
9. 10.6	Larry Banks	1961
10. 10.1	Will Perdue	1988



VU ASSIST MARKS

Assists

In a Career (Kept since 1968-69)

Player, Years	G	A	APG
1. Atiba Prater, 1996-00	115	517	4.50
2. Frank Seckar, 1993-96	126	455	3.61
3. Kevin Anglin, 1990-93	129	435	3.37
4. Jan van Breda Kolff, 1972-74	80	430	5.38
5. Derrick Wilcox, 1987-90	128	423	3.30
6. Jermaine Beal, 2007-10	132	421	3.19
7. Drew Maddux, 1994-98	123	394	3.20
8. Russell Lakey, 2000-04	111	369	3.32
9. Al McKinney, 1981-84	116	351	3.03
t10. Alex Gordon, 2005-08	132	335	2.54
t10. Brad Tinsley, 2008-present	98	335	3.42

Per Game In a Career

(Kept since 1968-69, min. 50 games)

Player, Years	G	A	APG
1. Jan van Breda Kolff, 1972-74	80	430	5.38
2. Atiba Prater, 1996-00	115	517	4.50
3. Billy McCaffrey, 1993-94	66	257	3.89
4. Frank Seckar, 1993-96	126	455	3.61
5. Dicky Keffer, 1975-77	79	276	3.53
6. Brad Tinsley, 2008-present	98	335	3.42
7. Kevin Anglin, 1990-93	129	435	3.37
8. Russell Lakey, 2000-04	111	369	3.32
9. Derrick Byars, 2006-07	64	212	3.31
10. Derrick Wilcox, 1987-90	128	423	3.30

In a Season (Since 1968-69, min. 15 games)

Player, Season	G	A	APG
1. Atiba Prater, 1999-00	30	180	6.0
2. Frank Seckar, 1995-96	32	176	5.5
3. Derrick Wilcox, 1988-89	33	173	5.2
t4. Jermaine Beal, 2007-08	34	158	4.5
t4. Derrick Wilcox, 1989-90	35	158	4.5
6. Brad Tinsley, 2010-11	34	155	4.6
7. Atiba Prater, 1997-98	30	152	5.1
8. Jan van Breda Kolff, 1972-73	26	147	5.7
9. Jan van Breda Kolff, 1971-72	26	142	5.5
10. Jan van Breda Kolff, 1973-74	28	141	5.0

Per Game In a Season

(Since 1968-69, min. 20 games)

Player, Season	G	A	APG
1. Atiba Prater, 1999-00	30	180	6.0
2. Jan van Breda Kolff, 1972-73	26	147	5.7
t3. Frank Seckar, 1995-96	32	175	5.5
t3. Jan van Breda Kolff, 1971-72	26	142	5.5
5. Derrick Wilcox, 1988-89	33	173	5.2
6. Atiba Prater, 1997-98	30	152	5.1
7. Jan van Breda Kolff, 1973-74	28	141	5.0
8. Jermaine Beal, 2007-08	34	158	4.6
9. Brad Tinsley, 2010-11	34	155	4.6
10. Derrick Wilcox, 1989-90	35	158	4.5

ANNUAL ASSISTS LEADERS

Year	Player	Ast.	Year	Player	Ast.
2011	Brad Tinsley, G	4.6	1990	Derrick Wilcox, G	4.5
2010	Jermaine Beal, G	3.1	1989	Derrick Wilcox, G	5.2
2009	Jermaine Beal, G	3.2	1988	Barry Goheen, G	2.9
2008	Jermaine Beal, G	4.6	1987	Barry Booker, G	2.7
2007	Derrick Byars, G/F	3.4	1986	Darrell Dulaney, G	3.4
2006	Derrick Byars, G/F	3.2	1985	Darrell Dulaney, G	3.6
2005	Mario Moore, G	3.7	1984	Al McKinney, G	3.2
2004	Russell Lakey, G	3.9	1983	Al McKinney, G	3.4
2003	Russell Lakey, G	3.4	1982	Al McKinney, G	3.2
2002	Brendan Plavich, G	3.2	1981	Jimmy Gray, G	3.9
2001	Russell Lakey, G	3.1	1980	Tommy Springer, G	3.3
2000	Atiba Prater, G	6.0	1979	Tommy Springer, G	4.3
1999	Atiba Prater, G	3.4	1978	Mark Elliott, G	3.2
1998	Atiba Prater, G	4.1	1977	Mark Elliott, G	3.4
1997	Drew Maddux, G	3.7	1976	Dicky Keffer, G	4.0
1996	Frank Seckar, G	5.5	1975	Dicky Keffer, G	3.8
1995	Frank Seckar, G	4.1	1974	Jan van Breda Kolff, G/F	5.0
1994	Billy McCaffrey, G	4.2	1973	Jan van Breda Kolff, G/F	5.7
1993	Billy McCaffrey, G	3.6	1972	Jan van Breda Kolff, G/F	5.5
1992	Kevin Anglin, G	3.8	1971	Rudy Thacker, G	3.1
1991	Kevin Anglin, G	4.1	1970	Tom Arnholt, G	3.0

Assist Leaders By Class

Freshmen

#	A	Player	Year
1.	103	Atiba Prater	1997
2.	99	Dicky Keffer	1975
3.	95	Keegan Bell	2008
4.	94	Russell Lakey	2001
5.	89	Mark Elliott	1977
6.	88	Kevin Anglin	1990
7.	86	Brad Tinsley	2009
8.	78	Deandre Moore	1999
9.	70	Al McKinney	1981
10.	67	Al Miller	1981

Juniors

#	A	Player	Year
1.	173	Derrick Wilcox	1989
2.	155	Brad Tinsley	2011
3.	147	J. van Breda Kolff	1973
4.	126	Mario Moore	2005
5.	124	Billy McCaffrey	1993
6.	117	Tommy Springer	1979
7.	116	Drew Maddux	1996
t8.	114	Frank Seckar	1995
t8.	114	Kevin Anglin	1992
10.	113	Alex Gordon	2007

Sophomores

#	A	Player	Year
1.	158	Jermaine Beal	2008
2.	155	Atiba Prater	1998
3.	142	J. van Breda Kolff	1972
4.	124	Kevin Anglin	1991
5.	110	Frank Seckar	1994
6.	109	Dicky Keffer	1976
7.	102	Brendan Plavich	2002
t8.	95	Bruce Elder	1991
t8.	95	Mario Moore	2004
10.	94	Brad Tinsley	2010

Seniors

#	A	Player	Year
1.	180	Atiba Prater	2000
2.	176	Frank Seckar	1996
3.	158	Derrick Wilcox	1990
4.	141	J. van Breda Kolff	1974
5.	134	Drew Maddux	1998
6.	133	Billy McCaffrey	1994
7.	130	Barry Goheen	1989
8.	128	Russell Lakey	2004
9.	118	Barry Booker	1989
10.	116	Derrick Byars	2007



VU STEAL & BLOCK MARKS

Steals

In a Career (Since 1979-80, min. 50 games)

Player, Years	G	S	SPG
t1. Drew Maddux, 1994-98	123	214	1.74
t1. Frank Seckar, 1993-96	126	214	1.70
3. Atiba Prater, 1996-00	115	211	1.83
4. James Strong, 1996-00	120	209	1.74
5. Kevin Anglin, 1990-93	129	192	1.49
6. Russell Lakey, 2000-04	111	169	1.52
7. Ronnie McMahan, 1992-95	124	157	1.27
8. Jason Holwerda, 2002-05	128	138	1.08
9. Jermaine Beal, 2007-10	132	128	0.97
10. Russell Lakey, 2000-04	78	123	1.58

Per Game In a Career (Since 1979-80, min. 50 games)

Player, Years	G	S	SPG
1. Atiba Prater, 1996-00	115	211	1.83
t2. Drew Maddux, 1995-98	123	214	1.74
t2. James Strong, 1996-00	120	209	1.74
4. Frank Seckar, 1993-96	126	214	1.70
5. Russell Lakey, 2000-04	111	169	1.52
6. Kevin Anglin, 1990-93	129	192	1.49
7. Pax Whitehead, 1995-97	83	113	1.36
8. Ronnie McMahan, 1992-95	124	157	1.27

In a Season (Since 1979-80)

Player, Season	G	S	SPG
1. James Strong, 1998-99	29	77	2.65
2. Frank Seckar, 1994-95	28	73	2.61
t3. Drew Maddux, 1996-97	31	68	2.19
t3. Drew Maddux, 1997-98	33	68	2.06
5. Kevin Anglin, 1992-93	34	67	1.97
6. Pax Whitehead, 1996-97	31	66	2.12
7. Atiba Prater, 1997-98	30	64	2.13
8. Frank Seckar, 1995-96	32	63	1.96
9. Atiba Prater, 1999-00	30	56	1.87
10. Russell Lakey, 2000-01	30	54	1.80

Per Game In a Season (Since 1979-80, min. 20 games)

Player, Season	G	S	SPG
1. James Strong, 1998-99	29	77	2.65
2. Frank Seckar, 1994-95	28	73	2.61
3. Drew Maddux, 1996-97	31	68	2.19
4. Atiba Prater, 1997-98	30	64	2.13
5. Pax Whitehead, 1996-97	31	66	2.12
6. Drew Maddux, 1997-98	33	68	2.06
7. Kevin Anglin, 1992-93	34	67	1.97
8. Frank Seckar, 1995-96	32	63	1.96
9. Atiba Prater, 1999-00	30	56	1.87
10. James Strong, 1999-00	28	52	1.86

ANNUAL STEALS LEADERS

Year	Player	Steals	Year	Player	Steals
2011	Jeffery Taylor, F	35	1995	Frank Seckar, G	73
2010	Jeffery Taylor, F	36	1994	Ronnie McMahan, G	51
2009	Jermaine Beal, G	35	1993	Kevin Anglin, F	67
2008	Shan Foster, G/F	36	1992	Kevin Anglin, G/F	49
2007	Derrick Byars, G/F	48	1991	Bruce Elder, F	46
2006	DeMarre Carroll, F	37	1990	Derrick Wilcox, G	37
2005	Jason Holwerda	47	1989	Barry Booker, G	50
2004	Russell Lakey, G	46	1988	Barry Goheen, G	34
	Mario Moore, G	46	1987	Barry Booker, G	36
2003	Russell Lakey, G	52	1986	Darrell Dulaney, G	44
2002	Brendan Plavich, G	47	1985	Phil Cox, G	41
2001	Russell Lakey, G	54	1984	Al McKinney, G	35
2000	Atiba Prater, G	56	1983	Al McKinney, G	48
1999	James Strong, G	77	1982	Al McKinney, G	31
1998	Drew Maddux, G	68	1981	Al McKinney, G	28
1997	Drew Maddux, G	68	1980	Tommy Springer, G	42
1996	Frank Seckar, G	63			

Blocked Shots

In a Career (Since 1979-80, min. 50 games)

Player, Years	G	BS	BPG
1. Will Perdue, 1984, 86-88	104	157	1.51
2. Festus Ezeli, 2008-Present	95	152	1.60
3. A.J. Ogilvy, 2007-10	96	145	1.51
4. Julian Terrell, 2003-06	124	116	0.94
5. Chris Woods, 1992-95	121	108	0.89
6. Dawid Przybyszewski, 2002-05	128	75	0.59
t7. Ted Skuchas, 2004-07	127	72	0.57
t7. Dan Hall, 1990, 92-94	123	70	0.57
9. Austin Bates, 1994-98	111	61	0.55
10. Malik Evans, 1992, 1994-96	108	60	0.56

Per Game In a Career (Since 1979-80, min. 50 games)

Player, Years	G	BS	BPG
1. Festus Ezeli, 2008-Present	95	152	1.60
t2. A.J. Ogilvy, 2007-10	96	145	1.51
t2. Will Perdue, 1984, 86-88	104	157	1.51
4. Julian Terrell, 2003-06	124	116	0.94
5. Chris Woods, 1992-95	121	108	0.89
6. Brian Thornton, 2001-03	61	44	0.72
7. Bruce Elder, 1991-93	93	56	0.60
8. Dawid Przybyszewski, 2002-05	128	75	0.59

In a Season (Since 1979-80)

Player, Season	G	BS	BPG
1. Festus Ezeli, 2010-11	34	87	2.56
2. Will Perdue, 1987-88	31	74	2.39
3. Will Perdue, 1986-87	34	72	2.12
4. Chris Woods, 1994-95	28	50	1.79
5. A.J. Ogilvy, 2007-08	34	49	1.44
t6. A.J. Ogilvy, 2009-10	33	48	1.45
t6. A.J. Ogilvy, 2008-09	29	48	1.65
8. Festus Ezeli, 2009-10	32	43	1.34
t9. Julian Terrell, 2004-05	33	36	1.09
t9. Julian Terrell, 2005-06	30	36	1.20

Per Game In a Season (Since 1979-80)

Player, Season	G	BS	BPG
1. Festus Ezeli, 2010-11	34	87	2.56
2. Will Perdue, 1987-88	31	74	2.39
3. Will Perdue, 1986-87	34	72	2.12
4. Chris Woods, 1994-95	28	50	1.79
5. A.J. Ogilvy, 2008-09	29	48	1.65
6. A.J. Ogilvy, 2009-10	33	48	1.45
7. A.J. Ogilvy, 2007-08	34	49	1.44
8. Festus Ezeli, 2009-10	32	43	1.34
9. Julian Terrell, 2005-06	30	36	1.20
10. Malik Evans, 1995-96	26	28	1.10

ANNUAL BLOCKS LEADERS

Year	Player	Blocks	Year	Player	Blocks
2011	Festus Ezeli, C	87	1995	Chris Woods, C	50
2010	A.J. Ogilvy, C	48	1994	Dan Hall, F	27
2009	A.J. Ogilvy, C	48	1993	Bruce Elder, F	19
2008	A.J. Ogilvy, C	49	1992	Bruce Elder, F	26
2007	Ted Skuchas, C	28	1991	Steve Grant, F	20
2006	Julian Terrell, F	36	1990	Steve Grant, F	14
2005	Julian Terrell, F	36	1989	Eric Reid, F	12
2004	D. Przybyszewski, F/C	29	1988	Will Perdue, C	74
2003	Brian Thornton, F	24	1987	Will Perdue, C	72
2002	Brian Thornton, F	20	1986	Will Perdue, C	13
2001	Matt Freije, F	28	1985	Brett Burrow, C	10
2000	Darius Coulibaly, C	29	1984	Bobby Westbrooks, F	14
1999	Greg LaPointe, C	16	1983	James Williams, F	22
1998	Austin Bates, C	30	1982	Willie Jones, F-C	25
1997	Austin Bates, C	18	1981	Willie Jones, F-C	11
1996	Malik Evans, F	28	1980	Willie Jones, F-C	11



VU MISCELLANEOUS MARKS

Individual Single-Game Highs

Points Scored	44	Tom Hagan at Mississippi State (3/8/69)
FG Attempts	34	Tom Hagan at Mississippi State (3/8/69)
	34	Bo Wyenandt vs. Alabama (2/20/69)
FG Made	21	Tom Hagan at Mississippi State (3/8/69)
FG Pct. (min. 10)	.917	Mike Rhodes at Alabama (1/21/78) (11-of-12)
3pt FG Attempts	17	Scott Draud vs. LSU (2/2/91)
3pt FG Made	9	Scott Draud vs. LSU (2/18/90)
		Mario Moore vs. Wichita State (3/21/05)
		Shan Foster vs. Mississippi State (3/5/08)
3pt FG Pct. (min. 5)	1.000	Barry Booker (6-of-6) vs. Lehigh (11/30/87)
	1.000	Kevin Anglin (6-of-6) vs. N. Hampshire (12/29/91)
	1.000	Dawid Przybyszewski (6-of-6) vs. UTPA (2/7/05)
FT Attempts	19	Al Rochelle vs. Georgia Tech (1/9/56)
	19	Clyde Lee vs. Kentucky (1/5/65)
FT Made	18	Matt Freije vs. Indiana (11/24/03)
FT Pct. (min. 11)	1.000	Matt Freije (18-of-18) vs. Indiana (11/24/03)
	1.000	Phil Cox (17-of-17) vs. MTSU (12/3/84)
	1.000	Dan Langhi (16-of-16) vs. Tennessee (2/13/99)
	1.000	Al Rochelle (14-of-14) vs. Wash. & Lee (12/6/54)
	1.000	Barry Goheen (13-of-13) vs. Georgia (2/15/89)
	1.000	Jeffery Taylor (12-of-12) vs. Tennessee (2/9/10)
	1.000	Matt Freije (11-of-11) vs. N.C. State (3/21/04)
Rebounds	28	Clyde Lee vs. Mississippi (1/10/66)
Assists	14	Billy McCaffrey vs. Kentucky (1/13/93)
Blocked Shots	7	Will Perdue vs. East Carolina (12/28/87)
	7	Festus Ezeli at Georgia (2/16/11)
Steals	8	James Strong vs. Morehead St. (11/24/98)
		Atiba Prater vs. UT-Martin (11/26/97)
		Frank Seckar vs. Tenn. Tech (11/30/94)

Team Single-Game Highs

Points Scored	130	vs. Mississippi (12/22/70)
FG Attempts	120	vs. Lipscomb (12/8/52)
FG Made	52	vs. Mississippi (12/22/70)
FG Pct.	.696	vs. Wofford (39-of-56) (11/27/95)
FT Attempts	59	vs. Yale (1/1/53)
FT Made	40	vs. Texas (12/20/54)
	40	at Kentucky (1/19/80)
	40	vs. Mississippi State (1/26/80)
	40	vs. Kentucky (2/20/91)
FT Pct.	1.000	vs. Florida (23-of-23) (1/30/88)
	.972	vs. Mississippi State (2/26/86)
		(35-of-36) NCAA min. is 35 made
3pt FG Attempts	38	vs. Mississippi State (3/5/08)
3pt FG Made	18	at Tennessee (1/18/05)
3pt FG Pct.	.750	at Georgia (9-of-12) (2/27/91)
Rebounds	90	vs. Sewanee (12/4/54)
Assists	31	at Tennessee (1/18/05)
Blocked Shots	11	at Arizona State (12/29/94)
Steals	20	vs. Tennessee Tech (11/30/94)
VU Fouls	36	at Kentucky (1/19/80)
Both Team Fouls	69	Vanderbilt (36) at Kentucky (33) (1/19/80)

Miscellaneous Records

Consecutive Free Throws Made

Game	18	Matt Freije vs. Indiana (11/24/03)
Season	43	Phil Cox, 1982-83
Consecutive Seasons	47	Phil Cox, 1981-82 and 1982-83

Games Played

Career	132	by Shan Foster & Alex Gordon, 2005-08, Jermaine Beal, 2007-10
Season	35	Kevin Anglin, Scott Draud, Steve Grant Todd Miholland, Derrick Wilcox, 1989-90

100-Point Games

75 Games in Reverse Chronological Order

Date	Score (*Home, #Neutral)
Nov. 19, 2006	Vanderbilt 102, UPR-Mayaguez 59#
Nov. 5, 2006	Vanderbilt 104, East Tennessee State 62*
Nov. 23, 2001	Vanderbilt 100, Hampton 85#
Mar. 1, 2000	Vanderbilt 101, Georgia 89*
Dec. 18, 1999	Vanderbilt 101, Western Kentucky 77*
Dec. 30, 1998	Vanderbilt 113, Alabama A&M 71*
Nov. 18, 1997	Vanderbilt 102, Furman 55*
Feb. 17, 1996	Vanderbilt 107, South Carolina 97*
Dec. 1, 1993	Vanderbilt 102, UT-Martin 66*
Jan. 20, 1993	Vanderbilt 102, Arkansas 89*
Jan. 13, 1993	Vanderbilt 101, Kentucky 86*
Dec. 19, 1992	Vanderbilt 116, Austin Peay 71
Dec. 19, 1991	Vanderbilt 100, N. Hampshire 67*
Jan. 8, 1991	Vanderbilt 108, Tennessee 68*
Nov. 26, 1990	Vanderbilt 103, UNC-Asheville 66*
Feb. 18, 1990	Vanderbilt 108, LSU 121*
Dec. 23, 1989	Vanderbilt 100, Samford 76*
Feb. 18, 1989	Vanderbilt 108, LSU 74*
Nov. 30, 1987	Vanderbilt 102, Lehigh 91*
Mar. 16, 1987	Vanderbilt 109, Florida State 92*
Dec. 10, 1983	Vanderbilt 105, Eastern Kentucky 63*
Dec. 14, 1981	Vanderbilt 116, North Alabama 88*
Dec. 23, 1980	Vanderbilt 111, Memphis 96*
Dec. 20, 1980	Vanderbilt 111, North Alabama 79*
Jan. 21, 1980	Vanderbilt 105, Florida 85*
Dec. 6, 1979	Vanderbilt 106, Mississippi State 110*
Dec. 4, 1979	Vanderbilt 110, Texas Wesleyan 85*
Dec. 28, 1977	Vanderbilt 101, Richmond 68*
Dec. 23, 1976	Vanderbilt 106, Tennessee Tech 71*
Jan. 31, 1976	Vanderbilt 103, LSU 90*
Dec. 6, 1975	Vanderbilt 106, Holy Cross 91*
Nov. 29, 1975	Vanderbilt 105, Iowa State 80
Mar. 8, 1975	Vanderbilt 102, Florida 83*
Jan. 13, 1975	Vanderbilt 102, Georgia 80*
Dec. 21, 1974	Jacksonville 107, Vanderbilt 104#
Dec. 9, 1972	Vanderbilt 103, Western Kentucky 88*
Mar. 9, 1972	Mississippi State 82, Vanderbilt 104*
Feb. 21, 1972	Vanderbilt 111, Alabama 91*
Feb. 19, 1972	Vanderbilt 104, LSU 83*
Jan. 18, 1972	Vanderbilt 101, Cornell 80
Jan. 10, 1972	Vanderbilt 104, Florida 87
Dec. 30, 1971	Vanderbilt 105, Rice 87*
Jan. 23, 1971	Vanderbilt 107, Auburn 86*
Dec. 22, 1970	Vanderbilt 130, Mississippi 112*
Feb. 16, 1970	Vanderbilt 101, Alabama 79*
Dec. 27, 1969	Vanderbilt 124, Portland 73*
Dec. 8, 1969	Vanderbilt 104, SMU 99
Mar. 8, 1969	Vanderbilt 120, Mississippi State 83
Mar. 1, 1969	Vanderbilt 101, Kentucky 99*
Dec. 14, 1968	Vanderbilt 108, Mississippi State 87*
Mar. 4, 1968	Vanderbilt 115, LSU 86
Mar. 4, 1967	Vanderbilt 110, Kentucky 94*
Feb. 20, 1967	Vanderbilt 117, Alabama 80*
Dec. 21, 1966	Vanderbilt 116, Northwestern 92*
Dec. 17, 1966	Vanderbilt 100, LaSalle 95*
Dec. 5, 1966	Vanderbilt 101, SW Louisiana 68*
Feb. 26, 1966	Vanderbilt 102, LSU 84
Feb. 21, 1966	Vanderbilt 117, Georgia 97*
Jan. 10, 1966	Vanderbilt 106, Mississippi 58*
Dec. 28, 1965	Vanderbilt 113, Syracuse 98#
Dec. 13, 1965	Vanderbilt 102, Wake Forest 82*
Mar. 8, 1965	Vanderbilt 106, LSU 69*
Jan. 30, 1965	Vanderbilt 105, Auburn 77*
Feb. 29, 1964	Vanderbilt 103, Georgia Tech 89*
Feb. 3, 1964	Vanderbilt 111, Alabama 73
Dec. 28, 1963	Vanderbilt 106, South Carolina 78*
Dec. 18, 1963	Vanderbilt 113, TCU 56*
Dec. 14, 1963	Vanderbilt 101, Arkansas 77*
Jan. 13, 1962	Vanderbilt 100, Mississippi State 86*
Dec. 9, 1957	Vanderbilt 105, VMI 74*
Dec. 29, 1956	Vanderbilt 107, Arizona 76*
Feb. 11, 1956	Vanderbilt 107, LSU 68*
Feb. 26, 1955	Vanderbilt 100, Florida 72*
Dec. 6, 1954	Vanderbilt 104, Washington & Lee 88*



VU MISCELLANEOUS MARKS

Chronological List of Overtime Games

Date	Opponent	Score/OTs	Date	Opponent	Score/OTs	Date	Opponent	Score/OTs
Feb. 1, 2011	Florida	L, 61-65	Mar. 9, 1990	Georgia	W, 78-74	Dec. 2, 1967	SMU*	W, 88-84
Jan. 8, 2011	South Carolina	L, 75-83	Feb. 25, 1989	Florida	L, 80-83	Feb. 6, 1967	Georgia	W, 51-41 (2ot)
Dec. 8, 2010	Missouri	L, 82-85	Jan. 25, 1989	Florida*	L, 78-81	Jan. 14, 1967	Mississippi	W, 78-70 (2ot)
Feb. 25, 2010	Georgia*	W, 96-94	Jan. 11, 1989	Mississippi	W, 72-65	Jan. 5, 1967	Kentucky	W, 91-89
Mar. 8, 2008	Alabama	L, 73-78	Mar. 20, 1988	Pittsburgh# (N)	W, 80-74	Jan. 2, 1967	Alabama	W, 84-81
Mar. 5, 2008	Mississippi State*	W, 86-85	Feb. 4, 1987	Tennessee	L, 69-79	Feb. 12, 1964	Georgia Tech	L, 71-75
Jan. 12, 2008	Kentucky	L, 73-79 (2ot)	Dec. 28, 1986	South Carolina	L, 91-96 (2ot)	Dec. 11, 1963	Duke	W, 97-92
Dec. 12, 2007	DePaul	W, 91-85	Jan. 30, 1984	Georgia*	W, 81-74	Dec. 11, 1961	Alabama*	W, 65-63
Nov. 29, 2007	South Alabama*	W, 91-88 (2ot)	Nov. 30, 1983	Iowa State	L, 72-73	Feb. 20, 1960	Florida	L, 75-81
Mar. 17, 2007	Wash. St. # (N)	W, 78-74 (2ot)	Jan. 22, 1983	Kentucky*	L, 77-82	Feb. 8, 1960	Tulane*	W, 68-64
Feb. 28, 2007	South Carolina	W, 99-90	Dec. 13, 1982	Illinois	L, 77-79 (2ot)	Jan. 16, 1960	Georgia Tech	L, 66-74
Dec. 21, 2006	Appalachian St. #	L, 79-87	Mar. 3, 1982	Florida (S)	W, 47-46 (2ot)	Feb. 9, 1959	Tulane	W, 64-62
Dec. 2, 2006	Toledo*	W, 98-93	Feb. 17, 1982	Mississippi	L, 48-51 (4ot)	Jan. 10, 1959	Mississippi	W, 79-74
Feb. 8, 2006	Alabama	L, 74-77	Jan. 16, 1982	Tennessee	L, 69-71	Dec. 8, 1958	Missouri	L, 72-78
Jan. 18, 2006	South Carolina*	L, 64-66	Nov. 28, 1981	Duke	W, 76-75 (2ot)	Jan. 3, 1956	William & Mary*	W, 89-80 (2ot)
Mar. 12, 2004	Mississippi State # (S)	W, 74-70	Dec. 9, 1980	Duke*	L, 69-72	Feb. 29, 1952	Florida	L, 63-66
Feb. 22, 2003	Florida*	L, 74-77	Dec. 20, 1979	Texas Tech*	L, 86-89	Dec. 9, 1950	Lipscomb*	W, 71-69
Jan. 22, 2000	Kentucky*	L, 73-81	Feb. 10, 1979	Mississippi State*	W, 70-68	Dec. 1, 1949	New York Univ.	W, 75-59
Feb. 27, 1999	Florida*	W, 71-70	Jan. 29, 1979	Florida*	L, 87-90	1941-42	Alabama*	L, 33-37
Feb. 21, 1999	Alabama*	W, 81-75	Jan. 15, 1979	Alabama	W, 75-73	1936-37	Chattanooga	L, 29-30
Nov. 28, 1998	Ohio State*	W, 92-86	Feb. 18, 1978	Alabama*	W, 71-69	1934-35	Tennessee	L, 37-39
Feb. 8, 1997	Arkansas*	W, 87-83	Feb. 6, 1978	Florida*	W, 59-57 (2ot)	1934-35	Indiana	L, 30-39
Jan. 17, 1996	South Carolina	L, 83-87	Dec. 8, 1977	The Citadel	W, 53-50	1934-35	Georgia Tech	W, 33-32
Feb. 18, 1995	South Carolina	W, 91-83	Feb. 14, 1977	Auburn*	L, 71-76	1932-33	Tennessee*	W, 37-32
Feb. 11, 1995	Arkansas*	L, 94-97	Jan. 22, 1977	Mississippi*	W, 77-72	1932-33	South Carolina	W, 31-29 (2ot)
Feb. 1, 1995	MTSU	L, 90-93	Dec. 1, 1976	Louisville*	L, 76-81	1930-31	North Carolina	L, 21-23
Jan. 4, 1995	Alabama*	W, 75-74	Mar. 8, 1976	Alabama*	L, 77-84	1930-31	Duke	L, 44-48
Dec. 21, 1994	Austin Peay*	W, 81-78	Feb. 7, 1976	Georgia	W, 71-69 (2ot)	1929-30	Tennessee	L, 33-38
Feb. 23, 1994	Mississippi	L, 72-77	Jan. 26, 1976	Florida	W, 85-81	1929-30	Clemson	L, 42-48 (2ot)
Dec. 18, 1993	Georgia Tech #	L, 77-86	Jan. 10, 1976	Georgia*	W, 95-85	1928-29	Mississippi*	L, 46-48
Dec. 8, 1993	Wake Forest*	W, 91-83 (2ot)	Feb. 1, 1975	Florida	L, 90-101	1926-27	Evansville	W, 46-44
Mar. 2, 1993	Tennessee*	W, 90-82	Dec. 21, 1974	Jacksonville #	L, 104-107 (2ot)	1925-26	Tennessee	L, 32-38
Feb. 24, 1993	Georgia	W, 87-83	Dec. 13, 1973	Samford*	W, 69-65	1923-24	Alabama*	L, 25-26
Jan. 29, 1992	Memphis State*	L, 70-72	Feb. 5, 1972	Kentucky*	L, 80-85	1918-19	Nashville YMCA*	W, 34-27
Dec. 11, 1990	Georgia*	W, 75-74	Jan. 4, 1971	Florida	L, 82-84 (3ot)			
Mar. 15, 1990	Louisiana Tech*	W, 98-90	Dec. 12, 1967	Davidson*	W, 81-79			

* - Home game; # - Neutral site; (N) - NCAA Tournament
(S) - SEC Tournament

Margins of Victory & Defeat

Largest Margin of Victory

Rk	Margin	Score	Date
1.	+ 71	Vanderbilt 95, Union (Tenn.) 24	1911-12
2.	+ 57	Vanderbilt 113, TCU 56	Dec. 18, 1963
t3.	+ 51	Vanderbilt 92, Army 41	Nov. 14, 1998
t3.	+ 51	Vanderbilt 124, Portland 73	Dec. 27, 1969
5.	+ 50	Vanderbilt 98, Southwestern 48	Dec. 16, 1957
t6.	+ 48	Vanderbilt 85, Nicholls State 37	Dec. 15, 1996
t6.	+ 48	Vanderbilt 106, Ole Miss 58	Jan. 10, 1966
t6.	+ 48	Vanderbilt 96, Auburn 48	Dec. 30, 1953
9.	+ 47	Vanderbilt 102, Furman 55	Nov. 18, 1997
t10.	+ 45	Vanderbilt 95, Air Force 50	Dec. 28, 1992
t10.	+ 45	Vanderbilt 116, Austin Peay 71	Dec. 19, 1992
t10.	+ 45	Vanderbilt 96, Auburn 51	Jan. 19, 1974
t10.	+ 45	Vanderbilt 90, Mississippi State 45	Feb. 14, 1949

Largest Margin of Defeat

Rk	Margin	Score	Date
1.	- 69	Kentucky 98, Vanderbilt 29 [SECT]	Feb. 27, 1947
2.	- 62	Kentucky 106, Vanderbilt 44	March 5, 2003
3.	- 50	Kentucky 80, Vanderbilt 30	Jan. 13, 1947
4.	- 49	Central (Ky.) 70, Vanderbilt 21	1909-10
5.	- 43	Kentucky 84, Vanderbilt 41	Feb. 21, 1947
6.	- 40	Kentucky 113, Vanderbilt 73	Feb. 5, 1977
7.	- 39	Kentucky 120, Vanderbilt 81	Feb. 7, 1996
t8.	- 38	Kentucky 101, Vanderbilt 63	March 2, 1996
t8.	- 38	Ole Miss 68, Vanderbilt 30	1937-38
t10.	- 37	Indiana 88, Vanderbilt 51	Dec. 10, 1991
t10.	- 37	Arkansas 107, Vanderbilt 70	Nov. 14, 1990
t10.	- 37	Kentucky 88, Vanderbilt 51	Jan. 28, 1952
t10.	- 37	Xavier 79, Vanderbilt 42	Dec. 20, 1948



VU POSTSEASON MARKS

NCAA Tournament Records

Individual Records

Number of Games	6, Dan Cage
Field Goal Attempts	22, Clyde Lee vs. Michigan (3/13/65)
Field Goals Made	11, Clyde Lee vs. Michigan (3/13/65)
3-Point Field Goal Attempts	13, Barry Booker vs. Kansas (3/25/88)
3-Point Field Goals Made	7, Ronnie McMahan vs. Temple (3/26/93)
Free-Throw Attempts	11, Matt Freije vs. N.C. State (3/21/04)
Free-Throws Made	11, Matt Freije vs. N.C. State (3/21/04)
Rebounds	20, Clyde Lee vs. Michigan (3/13/65)
Assists	8, Barry Goheen vs. Utah State (3/18/88)
Steals	5, Drew Maddux vs. Xavier (3/13/97)
Blocked Shots	3, Jan van Breda Kolff vs. Notre Dame (3/16/74)
Turnovers	5, seven times
Points	31, Matt Freije vs. N.C. State (3/21/04)

Team Records

Number of Games	22 (9-13)
Field Goal Attempts	88 vs. Notre Dame (3/16/74)
Field Goals Made	37 vs. Notre Dame, (3/16/74)
3-Point Field Goal Attempts	27 vs. Georgetown (3/23/07)
	27 vs. Washington St. [2 ot] (3/17/07)
3-Point Field Goals Made	12 vs. Temple (3/26/93)
	12 vs. George Washington (3/15/07)
Free-Throw Attempts	31 vs. DePaul (3/12/65)
Free-Throws Made	24 vs. Boise State (3/18/93)
Rebounds	49 vs. Michigan (3/13/65)
Assists	24 vs. Utah State (3/18/88)
Steals	9 vs. Western Michigan (3/19/04)
	9 vs. Siena (3/21/08)
Blocked Shots	5 vs. Western Michigan (3/19/04)
Turnovers	21 vs. Xavier (3/13/97)
VU Fouls	25 vs. Georgetown (3/15/91)
Combined Fouls	42 vs. DePaul (3/12/65)
VU Points	88 vs. Notre Dame (3/16/74)
Combined Points	206 vs. Notre Dame (3/16/74)

Combined Postseason Records

Individual Records

Field Goal Attempts	22, Clyde Lee vs. Michigan, 3/13/65 (N)
Field Goals Made	13, Will Perdue vs. Southern Miss., 3/21/87 (I)
3-Point Field Goal Attempts	16, Mario Moore vs. Wichita State, 3/21/05 (I)
3-Point Field Goals Made	9, Mario Moore vs. Wichita State, 3/21/05 (I)
Free Throw Attempts	14, Scott Draud vs. New Orleans, 3/21/90 (I)
Free Throws Made	12, Scott Draud vs. New Orleans, 3/21/90 (I)
Rebounds	20, Clyde Lee vs. Michigan, 3/13/65 (N)
Assists	11, Barry Booker vs. Florida State, 3/16/87 (I)
Turnovers	6, Kevin Anglin vs. Rhode Island, 3/19/92 (I)
	6, Steve Grant vs. Saint Louis, 3/20/90 (I)
Blocked Shots	3, Darius Coulibaly vs. Houston, 3/13/02 (I)
	3, Dan Hall vs. Clemson, 3/23/94 (I)
	3, Jan van Breda Kolff vs. Notre Dame, 3/16/74 (N)
Steals	5, Drew Maddux vs. Xavier, 3/13/97 (N)
Points	34, Will Perdue vs. Southern Miss., 3/21/87 (I)

(N) NCAA Tournament; (I) National Invitation Tournament

NIT Records

Individual Records

Number of Games	8, Malik Evans; Eric Reid
Field Goal Attempts	21, Mario Moore vs. Wichita State (3/21/05)
Field Goals Made	13, Will Perdue vs. Southern Miss. (3/21/87)
3-Point Field Goal Attempts	16, Mario Moore vs. Wichita State (3/21/05)
3-Point Field Goals Made	9, Mario Moore vs. Wichita State (3/21/05)
Free-Throw Attempts	14, Frank Seckar vs. Villanova (3/30/94)
Free-Throws Made	12, Scott Draud vs. New Orleans (3/21/90)
Rebounds	14, Will Perdue vs. Southern Miss. (3/21/87)
Assists	11, Barry Booker vs. Florida State (3/16/87)
Steals	4, Russell Lakey vs. Louisiana Tech (3/15/02)
Blocked Shots	3, Darius Coulibaly vs. Houston (3/13/02)
	3, Dan Hall vs. Clemson (3/23/94)
Turnovers	6, Steve Grant vs. Saint Louis (3/20/90)
	6, Kevin Anglin vs. Rhode Island (3/19/92)
Points	34, Will Perdue vs. Southern Miss. (3/21/87)

Team Records

Number of Games	28 (18-10)
Field Goal Attempts	77 vs. Wake Forest (3/21/83)
Field Goals Made	35 vs. Wake Forest (3/14/00)
	35 vs. Southern Miss. (3/21/87)
3-Point Field Goal Attempts	28 vs. Louisiana Tech (3/15/02)
3-Point Field Goals Made	12 vs. Louisiana Tech (3/15/02)
	12 vs. Villanova (3/30/94)
Free-Throw Attempts	47 vs. Florida State (3/16/87)
Free-Throws Made	37 vs. Florida State (3/16/87)
Rebounds	47 vs. Florida State (3/16/87)
Assists	22 vs. Clemson (3/23/94)
	22 vs. New Orleans (3/21/94)
	22 vs. Florida State (3/16/87)
Steals	9 vs. South Carolina (3/18/96)
	9 vs. UALR (3/13/96)
Blocked Shots	7 vs. Houston (3/13/02)
	7 vs. Wake Forest (3/14/00)
Turnovers	19 vs. Saint Louis (3/28/90)
VU Fouls	29 vs. South Carolina (3/18/96)

Team Records

Field Goal Attempts	88 vs. Notre Dame, 3/16/74 (N)
Field Goals Made	37 vs. Notre Dame, 3/16/74 (N)
3-Point Field Goal Attempts	28 vs. Louisiana Tech, 3/15/02 (I)
3-Point Field Goals Made	12 vs. George Washington, 3/15/07 (N)
	12 vs. Louisiana Tech, 3/15/02 (I)
	12 vs. Villanova, 3/30/94 (I)
	12 vs. Temple, 3/26/93 (N)
Free-Throw Attempts	47 vs. Florida State, 3/16/87 (I)
Free-Throws Made	37 vs. Florida State, 3/16/87 (I)
Rebounds	49 vs. Michigan, 3/13/65 (N)
Assists	24 vs. Utah State, 3/18/88 (N)
Steals	12 vs. Washington State, 3/17/07 (N)
	9 vs. Western Michigan (3/19/04)
	9 vs. South Carolina, 3/18/96 (I)
	9 vs. UALR, 3/13/96 (I)
	9 vs. Siena, 3/21/08 (N)
Blocked Shots	7 vs. Houston, 3/13/02 (I)
	7 vs. Wake Forest, 3/14/00 (I)
Turnovers	21 vs. Xavier, 3/13/97 (N)
VU Fouls	29 vs. South Carolina, 3/18/96 (I)
Combined Fouls	52 vs. Louisiana Tech, 3/17/90 (I)
VU Points	109 vs. Florida State, 3/16/87 (I)
Combined Points	206 vs. Notre Dame, 3/16/74 (N)



MEMORIAL GYM MARKS

Individual Records

Most Points	53..... John Neumann (Ole Miss), vs. Vanderbilt, 12/22/70
Most FG Attempts	49..... John Neumann (Ole Miss), vs. Vanderbilt, 12/22/70
Most FG Made	22..... John Neumann (Ole Miss), vs. Vanderbilt, 12/22/70 22..... Chuckie Williams (Kansas State), vs. Holy Cross, 12/5/75
Highest FG Percentage (min. 10 attempts)	.900..... Brett Burrow (Vanderbilt), vs. Tennessee, 2/16/85
Longest FG	68', 9"..... Roger Breslin (Holy Cross), vs. Vanderbilt, 12/30/91
Most 3FG Attempts	17..... Scott Draud (Vanderbilt), vs. LSU, 2/2/91
Most 3FG Made	9..... Scott Draud (Vanderbilt), vs. LSU, 2/18/90 9..... Mario Moore (Vanderbilt), vs. Wichita State, 3/21/05 9..... Shan Foster (Vanderbilt) vs. Mississippi State, 3/5/08
Highest 3FG Percentage	1.000..... Barry Booker 6-of-6 (VU), vs. Lehigh, 11/30/87 1.000..... Kevin Anglin 6-of-6 (VU), vs. N. Hampshire, 12/29/91 1.000..... Dawid Przybyszewski 6-of-6 (VU), vs. UTPA, 2/7/05
Most FT Attempts	21..... Ed Wiener (Tennessee), vs. Vanderbilt, 12/30/52 21..... John Bagley (Boston College), vs. Vanderbilt, 12/30/80
Most FT Made	18..... Matt Freije (Vanderbilt), vs. Indiana, 11/24/03
Highest FT Percentage (min. 12 attempts)	1.000..... Matt Freije (Vanderbilt), 18-of-18 vs. Indiana, 11/24/03 1.000..... Phil Cox (Vanderbilt), 17-of-17, vs. MTSU, 12/3/84
Most Rebounds	28..... Clyde Lee (Vanderbilt), vs. Ole Miss, 1/10/66
Most Assists	14..... Atiba Prater (Vanderbilt) vs. Wofford, 12/11/99 14..... Billy McCaffrey (Vanderbilt) vs. Kentucky, 1/13/93

Team Records

Most Points	130..... Vanderbilt (vs. Ole Miss), 12/22/70
Fewest Points	31..... Vanderbilt (vs. Mississippi State), 1/30/82
Most Points Combined	242..... Vanderbilt (130) Ole Miss (112), 12/22/70
Fewest Points Combined	64..... Mississippi State (33) Vanderbilt (31), 1/30/82
Largest Margin of Victory	57..... Vanderbilt (113) over TCU (56), 12/18/63
Most FG Made	52..... Vanderbilt (vs. Ole Miss), 12/22/70
Most FG Made Combined	100..... Vanderbilt vs. Ole Miss, 12/22/70
Fewest FG Made	11..... Nicholls State (vs. Vanderbilt), 12/15/96
Fewest FG Made Combined	27..... Vanderbilt vs. Mississippi State, 1/30/82
Most FG Attempts	120..... Vanderbilt (vs. Lipscomb), 12/8/55
Most FG Attempts Combined	198..... Vanderbilt vs. Alabama, 2/23/53

Team Records

Fewest FG Attempts	19..... Mercer (vs. Vanderbilt), 12/11/76
Fewest FG Attempts Combined	51..... Vanderbilt vs. Mississippi State, 1/30/82
Highest FG Percentage	.763..... Ole Miss (vs. Vanderbilt), 1/5/83
Lowest FG Percentage	.178..... New Mexico A&M (vs. Vanderbilt), 12/29/55
Most 3FG Made	16..... Vanderbilt (vs. South Carolina), 1/8/94 16..... Vanderbilt (vs. Arkansas), 2/11/95
Most 3FG Made Combined	30..... Vanderbilt/Arkansas, 2/11/95 (OT)
Fewest 3FG Made	0..... Georgia (vs. Vanderbilt), 1/20/88 0..... Colgate (vs. Vanderbilt), 12/29/88
Fewest 3FG Made Combined	4..... Vanderbilt vs. Notre Dame, 2/6/87 4..... Vanderbilt vs. Hawaii, 11/27/87 4..... Vanderbilt vs. Georgia, 1/20/88
Most 3FG Attempts	38..... Vanderbilt vs. Mississippi State, 3/5/08 (OT)
Most 3FG Attempts Combined	60..... Vanderbilt vs. Arkansas, 2/11/95 (OT) 60..... Vanderbilt vs. Arkansas, 2/8/97 (OT) 60..... Vanderbilt vs. Belmont, 2/7/01
Fewest 3FG Attempts	2..... Georgia (vs. Vanderbilt), 1/20/88
Fewest 3FG Attempts Combined	12..... Vanderbilt vs. Notre Dame, 2/6/87
Highest 3FG Percentage	.833..... Indiana (vs. Vanderbilt), 12/9/86
Lowest 3FG Percentage	.000..... Georgia (vs. Vanderbilt), 1/20/88 .000..... Colgate (vs. Vanderbilt), 12/29/88
Most FT Made	46..... Kentucky (vs. Vanderbilt), 1/7/63
Most FT Made Combined	72..... Vanderbilt vs. Kentucky, 1/7/63
Most FT Attempts	59..... Vanderbilt (vs. Yale), 1/1/53
Most FT Attempts Combined	96..... Vanderbilt/Florida, 2/26/55
Highest FT Percentage (*NCAA record for minimum 35 made)	1.000..... Vanderbilt 23-of-23 (vs. Florida), 1/30/88 1.000..... Vanderbilt 21-of-21 (vs. Virginia), 12/3/89 1.000..... Vanderbilt 14-of-14 (vs. Georgia), 1/28/78 1.000..... Kentucky 11-of-11 (vs. Vanderbilt), 3/2/74 1.000..... Vanderbilt 11-of-11 (vs. Mississippi State), 3/5/08 .972*..... Vanderbilt 35-of-36 (vs. Mississippi State), 2/26/86
Lowest FT Percentage	.267..... Tennessee Tech 4-of-15 (vs. Vanderbilt), 12/29/80
Most Fouls	36..... Yale (vs. Vanderbilt), 1/1/53
Fewest Fouls	8..... Vanderbilt (vs. Mississippi State), 1/18/56 8..... Vanderbilt (vs. Southern Illinois), 12/7/74 8..... Vanderbilt (vs. Mercer), 12/11/76 8..... Vanderbilt (vs. Tennessee), 2/1/89
Most Fouls Combined	63..... Vanderbilt vs. Memphis, 12/23/80



MEMORIAL GYM MARKS

Annual Attendance Figures

Year	All Games	Attendance	Average	NCAA Rank	SEC Games	SEC Attendance	Average
2010-11	17	234,632	13,802	18	8	114,346	14,293
2009-10	16	217,965	13,623	21	8	113,539	14,192
2008-09	17	225,686	13,276	25	8	112,833	14,104
2007-08	19	254,945	13,418	22	8	113,713	14,214
2006-07	17	204,511	12,030	31	8	109,043	13,630
2005-06	16	195,159	12,197	24	8	108,258	13,532
2004-05^	19	191,678	10,088	43	8	105,357	13,170
2003-04	17	192,301	11,312	33	8	106,990	13,374
2002-03	16	153,123	9,570	46	8	96,906	12,113
2001-02	17	150,325	8,843	50	8	93,873	11,734
2000-01	19	186,468	9,814	45	8	102,055	12,757
1999-00*	18	197,770	10,987	30	8	106,741	13,343
1998-99	16	192,538	12,034	26	8	106,128	13,266
1997-98	16	213,974	13,373	21	8	117,819	14,727
1996-97	16	207,771	12,986	25	8	120,214	15,027
1995-96	18	226,354	12,575	28	8	112,996	14,125
1994-95	13	183,042	14,080	17	8	118,932	14,867
1993-94	16	223,997	14,000	15	8	121,345	15,168
1992-93	14	212,156	15,154	11	8	122,536	15,317
1991-92	17	210,585	12,387	29	8	115,104	14,388
1990-91	16	214,638	13,415	19	9	133,482	14,831
1989-90	19	259,992	13,684	18	9	136,136	15,126
1988-89	15	224,657	14,977	13	9	137,212	15,246
1987-88	16	223,747	13,984	14	9	138,393	15,377
1986-87	17	226,343	13,314	14	9	130,854	14,539
1985-86	15	200,806	13,387	14	9	128,059	14,229
1984-85	16	194,390	12,149	17	9	122,514	13,613
1983-84	18	249,292	13,850	10	9	135,546	15,050
1982-83	17	237,584	13,976	9	9	135,418	15,046
1981-82	14	202,225	14,445	9	9	131,699	14,633
1980-81	15	227,478	15,165	9	9	136,436	15,160
1979-80	15	228,029	15,202	5	9	138,754	15,417
1978-79	14	215,330	15,380	5	9	139,930	15,547
1977-78	14	207,375	14,813	5	9	134,232	14,915
1976-77	15	211,966	14,131	4	9	149,108	16,568
1975-76	13	180,901	13,915	-	9	135,375	15,042
1974-75	12	178,527	14,877	-	9	134,304	14,923
1973-74	12	182,728	15,227	-	9	140,252	15,584
1972-73	12	173,567	14,464	-	9	131,193	14,577
1971-72	12	156,778	13,065	-	9	120,172	13,352
1970-71	12	170,634	14,220	-	9	130,260	14,473
1969-70	12	176,763	14,730	-	9	135,745	14,861
1968-69	12	126,896	10,575	-	9	95,300	10,589
1967-68	12	129,722	10,810	-	9	96,274	10,697
1966-67	12	105,492	8,791	-	9	79,173	8,797
1965-66	12	106,022	8,835	-	9	62,368	8,910
1964-65	12	98,821	8,235	-	9	65,712	8,214
1963-64	12	84,827	7,069	-	6	35,684	5,947
1962-63	12	75,261	6,272	-	6	46,183	6,598
1961-62	13	73,640	5,665	-	8	47,357	5,920
1960-61	13	74,187	5,707	-	7	45,549	6,507
1959-60	14	76,199	5,443	-	8	46,064	5,758

^ First year capacity increased from 14,168 to 14,316; * First year capacity decreased from 15,311 to 14,168

Annual Team Records

Year	Won	Lost	Coach
2010-11	14	3	Kevin Stallings
2009-10	14	2	Kevin Stallings
2008-09	14	3	Kevin Stallings
2007-08	19	0	Kevin Stallings
2006-07	14	3	Kevin Stallings
2005-06	10	6	Kevin Stallings
2004-05	17	2	Kevin Stallings
2003-04	15	2	Kevin Stallings
2002-03	10	6	Kevin Stallings
2001-02	13	4	Kevin Stallings
2000-01	12	7	Kevin Stallings
1999-00	14	3	Kevin Stallings
1998-99	13	3	Jan van Breda Kolff
1997-98	13	3	Jan van Breda Kolff
1996-97	13	3	Jan van Breda Kolff
1995-96	14	4	Jan van Breda Kolff
1994-95	8	5	Jan van Breda Kolff
1993-94	14	2	Jan van Breda Kolff
1992-93	14	0	Eddie Fogler
1991-92	13	4	Eddie Fogler
1990-91	13	3	Eddie Fogler
1989-90	14	5	Eddie Fogler
1988-89	13	2	C.M. Newton
1987-88	14	2	C.M. Newton
1986-87	12	5	C.M. Newton
1985-86	9	6	C.M. Newton
1984-85	9	7	C.M. Newton
1983-84	11	7	C.M. Newton
1982-83	14	3	C.M. Newton
1981-82	9	5	C.M. Newton
1980-81	9	6	Richard Schmidt
1979-80	10	5	Richard Schmidt
1978-79	12	2	Wayne Dobbs
1977-78	8	6	Wayne Dobbs
1976-77	9	7	Wayne Dobbs
1975-76	11	4	Roy Skinner
1974-75	11	3	Roy Skinner
1973-74	13	1	Roy Skinner
1972-73	12	2	Roy Skinner
1971-72	12	2	Roy Skinner
1970-71	8	6	Roy Skinner
1969-70	7	7	Roy Skinner
1968-69	10	4	Roy Skinner
1967-68	12	2	Roy Skinner
1966-67	14	0	Roy Skinner
1965-66	12	2	Roy Skinner
1964-65	14	0	Roy Skinner
1963-64	13	1	Roy Skinner
1962-63	10	2	Roy Skinner
1961-62	11	2	Roy Skinner
1960-61	13	0	Bob Polk
1959-60	12	2	Bob Polk
1958-59	11	3	Roy Skinner
1957-58	13	2	Bob Polk
1956-57	13	1	Bob Polk
1955-56	13	0	Bob Polk
1954-55	13	2	Bob Polk
1953-54	9	6	Bob Polk
1952-53	10	2	Bob Polk
Totals	711	192	59 years

Coach	Years	Record	Pct.
Bob Polk	8	96-15	86.5
Eddie Fogler	4	54-12	81.8
Roy Skinner	16	181-41	81.5
Kevin Stallings	12	166-41	80.2
Jan van Breda Kolff	6	75-20	78.9
C.M. Newton	8	91-37	71.1
Wayne Dobbs	3	29-15	65.9
Richard Schmidt	2	19-11	63.3

**Commodore Coaching
Marks at Memorial
Gymnasium**
(by Percentage)



ANNUAL TEAM STATISTICS

	G	FG-FGA	PCT	3FG-3FGA	PCT	FT-FTA	PCT	REB	AVG	A	TO	ST	BLK	PTS	PPG
2010-11	34	848-1853	.458	263-708	.371	622-837	.743	1255	36.9	454	441	175	162	2581	75.9
Opponents	34	848-2063	.411	203-649	.313	402-577	.697	1172	34.5	392	406	232	116	2301	67.7
2009-10	33	859-1829	.470	203-552	.368	616-854	.721	1197	36.3	436	448	188	171	2537	76.9
Opponents	33	819-1992	.411	209-621	.337	427-678	.630	1182	35.8	395	445	221	128	2274	68.9
2008-09	31	740-1642	.451	190-561	.339	515-719	.716	1144	36.9	389	466	137	174	2185	70.5
Opponents	31	713-1789	.399	213-597	.357	394-566	.696	997	32.2	359	390	114	222	2033	65.6
2007-08	34	928-1995	.465	303-760	.399	562-765	.735	1197	35.2	606	494	207	118	2721	80.0
Opponents	34	914-2085	.438	245-700	.350	464-668	.695	1223	36.0	449	512	235	118	2537	74.6
2006-07	34	904-1984	.456	317-843	.376	469-643	.729	1146	33.7	578	422	257	93	2594	76.3
Opponents	34	853-1950	.437	242-712	.340	439-622	.706	1221	35.9	454	539	219	110	2387	70.2
2005-06	30	756-1642	.460	242-625	.387	350-502	.697	944	31.5	464	386	182	87	2104	70.1
Opponents	30	718-1621	.443	200-566	.353	375-525	.714	981	32.7	369	413	182	87	2011	67.0
2004-05	34	861-1856	.464	322-837	.385	376-555	.677	1126	33.1	541	489	231	103	2420	71.2
Opponents	34	760-1812	.419	205-598	.343	483-751	.643	1130	33.2	357	489	216	107	2208	64.9
2003-04	33	841-1873	.449	263-716	.367	469-660	.711	1150	34.8	541	419	248	112	2414	73.2
Opponents	33	745-1814	.411	236-682	.346	420-587	.716	1133	34.3	403	500	205	108	2146	65.0
2002-03	29	717-1640	.437	181-551	.328	383-551	.695	962	33.2	413	465	226	114	1998	68.9
Opponents	29	756-1684	.449	176-487	.361	403-574	.702	1040	35.9	382	460	257	115	2091	72.1
2001-02	32	791-1779	.445	282-763	.370	426-582	.732	1021	31.9	490	511	211	60	2290	71.6
Opponents	32	809-1793	.451	204-624	.327	496-710	.699	1112	34.8	427	503	270	120	2318	72.4
2000-01	30	748-1779	.420	214-661	.324	408-578	.706	1068	35.6	438	431	211	76	2118	70.6
Opponents	30	765-1697	.451	214-619	.346	378-577	.655	1056	35.2	420	455	138	226	2122	70.7
1999-00	30	782-1710	.457	222-607	.366	457-624	.732	1014	33.8	457	442	214	63	2243	74.8
Opponents	30	773-1750	.442	198-620	.319	346-540	.641	1045	34.8	394	478	214	115	2090	69.7
1998-99	29	717-1724	.416	242-674	.359	415-595	.699	1052	36.3	401	473	258	61	2091	72.1
Opponents	29	748-1673	.447	209-611	.342	370-548	.675	1019	35.1	429	473	233	109	2075	71.6
1997-98	33	888-1900	.467	199-572	.348	495-701	.706	1106	33.5	469	522	327	80	2470	74.8
Opponents	33	848-1924	.441	218-649	.336	402-593	.678	1136	34.4	423	590	235	118	2316	70.2
1996-97	31	708-1593	.444	177-514	.344	563-797	.706	987	31.8	458	485	301	60	2156	69.5
Opponents	31	762-1763	.432	174-556	.313	332-497	.668	1062	34.3	410	545	226	90	2030	65.5
1995-96	32	862-1909	.452	194-552	.351	503-719	.700	1093	34.2	452	413	228	76	2421	75.7
Opponents	32	871-1869	.466	194-545	.356	435-636	.684	1123	35.1	397	458	207	135	2371	74.1
1994-95	28	695-1719	.404	226-644	.351	428-602	.711	1062	37.9	435	400	240	131	2044	73.0
Opponents	28	723-1685	.429	156-446	.350	370-565	.655	1111	39.7	344	466	180	106	1972	70.4
1993-94	32	866-1873	.462	232-595	.390	557-742	.751	1141	35.7	550	456	239	111	2521	78.8
Opponents	32	885-2005	.441	178-556	.320	405-600	.675	1172	36.6	424	470	215	80	2353	73.5
1992-93	34	986-1971	.500	262-636	.412	588-807	.729	1208	35.5	577	485	277	99	2822	83.0
Opponents	34	916-2080	.440	191-579	.330	352-562	.626	1176	34.6	410	565	283	89	2375	69.9
1991-92	30	763-1613	.473	195-494	.395	522-734	.711	994	33.1	444	506	201	86	2243	74.8
Opponents	30	866-1888	.459	202-559	.361	327-472	.693	1078	35.9	418	440	291	96	2261	75.4
1990-91	30	742-1549	.479	231-565	.409	485-641	.757	942	31.4	445	463	218	62	2200	73.3
Opponents	30	831-1749	.475	160-445	.360	294-452	.650	955	31.8	430	447	106	106	2116	70.5
1989-90	35	889-1899	.468	219-548	.400	742-956	.776	1226	35.0	544	578	208	51	2739	78.3
Opponents	35	1034-2184	.473	214-537	.399	441-623	.708	1175	33.6	536	505	297	100	2723	77.8
1988-89	33	923-1937	.477	203-490	.414	499-721	.692	1169	35.4	562	416	205	59	2548	77.2
Opponents	33	944-2026	.466	177-451	.393	321-457	.702	1138	34.5	515	428	211	101	2386	72.3
1987-88	31	907-1826	.497	200-464	.431	427-588	.726	1110	35.8	487	423	166	100	2441	78.7
Opponents	31	854-1879	.455	119-319	.373	430-613	.702	1063	34.3	456	388	212	68	2257	72.8
1986-87	34	904-1856	.487	187-436	.429	504-724	.696	1186	34.9	481	507	149	112	2499	73.5
Opponents	34	924-2053	.450	159-428	.371	464-648	.716	1155	34.0	449	425	241	92	2471	72.7
1985-86	28	775-1604	.483	—	—	398-561	.709	927	33.1	353	406	152	43	1948	69.6
Opponents	28	807-1602	.504	—	—	416-557	.747	906	32.4	400	398	201	66	2030	72.5
1984-85	28	744-1523	.489	—	—	485-646	.751	848	30.3	364	342	144	31	1973	70.5
Opponents	28	815-1566	.520	—	—	397-578	.687	919	32.8	383	389	163	77	2027	72.4
1983-84	29	770-1629	.473	—	—	411-575	.715	931	32.1	388	354	146	51	1951	67.3
Opponents	29	747-1556	.480	—	—	423-609	.695	961	33.1	371	423	153	86	1917	66.1
1982-83	33	876-1872	.468	—	—	498-694	.718	1036	31.4	388	—	182	80	2250	68.2
Opponents	33	897-1797	.499	—	—	480-659	.728	1071	32.5	374	—	194	101	2274	68.9
1981-82	28	690-1419	.486	—	—	497-684	.727	856	30.6	316	—	125	57	1877	67.0
Opponents	28	696-1466	.475	—	—	410-582	.704	846	30.2	302	—	—	—	1802	64.4
1980-81	29	818-1604	.510	—	—	508-699	.727	938	32.3	415	—	139	36	2144	73.9
Opponents	29	791-1616	.489</												



ANNUAL TEAM STATISTICS

	G	FG-FGA	PCT	3FG-3FGA	PCT	FT-FTA	PCT	REB	AVG	A	TO	ST	BLK	PTS	PPG
1979-80	26	797-1619	.492	—	—	469-635	.739	904	34.8	370		138	32	2063	79.3
Opponents	26	785-1596	.492	—	—	447-674	.663	921	35.4	320	—	—	—	2017	77.6
1978-79	27	787-1618	.496	—	—	388-523	.742	954	35.3	284	—	—	—	1962	72.7
Opponents	27	771-1598	.482	—	—	309-465	.664	885	32.8	186	—	—	—	1849	68.5
1977-78	27	708-1553	.456	—	—	367-508	.722	861	31.9	277	—	—	—	1783	66.0
Opponents	27	787-1634	.482	—	—	267-401	.666	965	35.7	286	—	—	—	1841	68.2
1976-77	26	736-1654	.445	—	—	362-501	.721	942	36.2	259	—	—	—	1834	70.5
Opponents	26	794-1594	.498	—	—	384-523	.736	1036	39.8	285	—	—	—	1972	75.8
1975-76	27	790-1619	.488	—	—	480-628	.764	927	34.3	401	—	—	—	2060	76.3
Opponents	27	882-1845	.478	—	—	297-429	.692	1090	40.4	371	—	—	—	2061	76.3
1974-75	26	826-1645	.502	—	—	530-692	.766	997	38.4	423	—	—	—	2182	83.9
Opponents	26	921-2015	.457	—	—	297-423	.702	1123	43.2	396	—	—	—	2139	82.3
1973-74	28	848-1812	.468	—	—	477-595	.802	1127	40.3	445	—	—	—	2173	77.6
Opponents	28	849-1884	.451	—	—	271-378	.717	1067	38.1	371	—	—	—	1967	70.3
1972-73	26	788-1783	.442	—	—	429-582	.737	1211	46.6	408	—	—	—	2005	77.1
Opponents	26	762-1743	.437	—	—	307-471	.652	1070	41.2	305	—	—	—	1831	70.4
1971-72	26	832-1780	.467	—	—	594-788	.754	1152	44.3	431	—	—	—	2258	86.8
Opponents	26	873-1784	.489	—	—	454-664	.684	1104	42.5	337	—	—	—	2200	84.6
1970-71	26	830-1762	.471	—	—	526-689	.763	1135	43.7	354	—	—	—	2186	84.1
Opponents	26	837-1791	.467	—	—	457-664	.688	877	33.7	314	—	—	—	2131	82.0
1969-70	26	847-1914	.443	—	—	537-729	.737	1351	51.9	408	—	—	—	2231	85.8
Opponents	26	832-1950	.427	—	—	492-705	.698	1334	44.2	351	—	—	—	2156	82.9
1968-69	26	857-1825	.470	—	—	422-571	.739	1064	40.9	278	—	—	—	2136	82.2
Opponents	26	807-1807	.447	—	—	499-677	.737	1139	43.8	244	—	—	—	2113	81.3
1967-68	26	806-1722	.467	—	—	527-684	.770	1183	45.5	—	—	—	—	2139	82.2
Opponents	26	754-1757	.429	—	—	427-612	.692	1097	42.2	—	—	—	—	1935	74.4
1966-67	26	834-1654	.504	—	—	464-637	.728	914	35.2	—	—	—	—	2132	82.0
Opponents	26	776-1656	.469	—	—	365-523	.698	1038	37.1	—	—	—	—	1913	73.2
1965-66	26	858-1845	.460	—	—	502-677	.741	1184	43.5	—	—	—	—	2218	85.3
Opponents	26	794-1754	.452	—	—	452-552	.762	1109	41.0	—	—	—	—	2009	77.2
1964-65	28	916-2013	.455	—	—	527-752	.700	1355	48.3	—	—	—	—	2359	84.2
Opponents	28	775-1912	.405	—	—	437-626	.698	1187	42.3	—	—	—	—	1987	70.9
1963-64	25	844-1965	.428	—	—	466-665	.701	1466	58.6	—	—	—	—	2154	86.2
Opponents	25	694-1765	.393	—	—	458-654	.700	1121	44.8	—	—	—	—	1846	73.8
1962-63	23	634-1672	.379	—	—	389-568	.685	1191	51.7	—	—	—	—	1657	72.0
Opponents	23	592-1498	.398	—	—	420-611	.687	1123	48.8	—	—	—	—	1604	69.7
1961-62	24	690-1783	.387	—	—	430-646	.666	1262	52.6	—	—	—	—	1810	75.4
Opponents	24	619-1614	.385	—	—	506-721	.702	1257	52.4	—	—	—	—	1744	72.7
1960-61	24	621-1610	.386	—	—	470-698	.673	1261	52.5	—	—	—	—	1712	71.3
Opponents	24	554-1479	.375	—	—	414-592	.699	1059	44.1	—	—	—	—	1522	63.4
1959-60	23	617-1623	.386	—	—	397-614	.646	1155	50.2	—	—	—	—	1631	70.9
Opponents	23	580-1446	.408	—	—	397-557	.713	1071	46.6	—	—	—	—	1557	67.7
1958-59	24	623-1634	.381	—	—	466-708	.658	1200	50.0	—	—	—	—	1712	71.3
Opponents	24	609-1633	.373	—	—	378-567	.667	1126	46.7	—	—	—	—	1596	66.5
1957-58	25	712-1780	.400	—	—	426-628	.678	1182	47.3	—	—	—	—	1850	74.0
Opponents	25	631-1602	.394	—	—	424-622	.682	1128	45.1	—	—	—	—	1686	67.4
1956-57	22	635-1617	.393	—	—	453-681	.665	1095	49.8	—	—	—	—	1723	78.3
Opponents	22	535-1459	.367	—	—	361-541	.686	993	45.1	—	—	—	—	1431	65.0
1955-56	23	612-1684	.364	—	—	541-779	.694	1224	53.2	—	—	—	—	1765	76.7
Opponents	23	557-1573	.354	—	—	399-601	.664	1077	46.8	—	—	—	—	1513	65.8
1954-55	22	586-1760	.323	—	—	537-785	.684	1174	53.4	—	—	—	—	1709	77.7
Opponents	22	499-1433	.348	—	—	459-702	.654	1032	46.9	—	—	—	—	1457	66.2
1953-54	22	554-1618	.342	—	—	490-727	.674	955	43.4	—	—	—	—	1598	72.6
Opponents	22	555-1600	.347	—	—	448-715	.627	934	42.5	—	—	—	—	1558	70.8
1952-53	19	526-1590	.331	—	—	444-705	.630	982	51.7	—	—	—	—	1496	78.7
Opponents	19	476-1475	.323	—	—	460-736	.625	837	44.1	—	—	—	—	1412	74.3
1951-52	27	677-2246	.301	—	—	425-663	.641	1248	35.6	239	—	—	—	1781	66.0
Opponents	27	593-1991	.298	—	—	466-769	.606	1033	38.3	206	—	—	—	1652	61.2
1950-51	27	630-2084	.302	—	—	434-664	.654	—	—	—	—	—	—	1694	62.7
Opponents	27	621-2102	.295	—	—	391-637	.612	—	—	—	—	—	—	1633	60.5
1949-50	25	548-2003	.274	—	—	368-574	.641	—	—	—	—	—	—	1464	58.6
Opponents	25	413-1641	.252	—	—	390-584	.668	—	—	—	—	—	—	1216	48.6
1948-49	22	472-1507	.296	—	—	295-479	.616	—	—	—	—	—	—	1239	56.3
Opponents	22	414-	—	—	—	252-428	.589	—	—	—	—	—	—	1078	49.0
1947-48	22	431-	—	—	—	258-397	.650	—	—	—	—	—	—	1120	50.9
Opponents	22	478-	—	—	—	284-472	.602	—	—	—	—	—	—	1240	56.3



TEAM RECORDS

Points

Points, Year	Points	Year
1.	2822	1992-1993
2.	2739	1989-1990
3.	2721	2007-2008
4.	2594	2006-2007
5.	2581	2010-2011
6.	2548	1988-1989
7.	2537	2009-2010
8.	2521	1993-1994
9.	2499	1986-1987
10.	2470	1997-1998

Points Per Game

Points/Game, Year	Points/Game	Year
1.	86.8	1971-1972
2.	86.2	1963-1964
3.	85.8	1969-1970
4.	85.3	1965-1966
5.	84.2	1964-1965
6.	84.1	1970-1971
7.	83.9	1974-1975
8.	83.0	1992-1993
9.	82.2	1968-1969
10.	82.2	1967-1968

Field Goals

Field Goals Made, Year	Field Goals Made	Year
1.	986	1992-1993
2.	928	2007-2008
3.	923	1988-1989
4.	916	1964-1965
5.	907	1987-1988
6.	904	2006-2007
7.	904	1986-1987
8.	889	1989-1990
9.	888	1997-1998
10.	876	1982-1983

Field Goal Attempts

Field Goals Attempted, Year	Field Goals Attempted	Year
1.	2246	1951-1952
2.	2084	1950-1951
3.	2013	1964-1965
4.	2003	1949-1950
5.	1995	2007-2008
6.	1984	2006-2007
7.	1971	1992-1993
8.	1965	1963-1964
9.	1937	1988-1989
10.	1914	1969-1970

Field Goal Percentage

FG%, Year	FG%	Year
1.	.510	1980-1981
2.	.504	1966-1967
3.	.502	1974-1975
4.	.500	1992-1993
5.	.497	1987-1988
6.	.496	1978-1979
7.	.492	1979-1980
8.	.489	1984-1985
9.	.488	1975-1976
10.	.487	1986-1987

3-Point Field Goals

3-Point FG's Made, Year	3-Point FG's Made	Year
1.	322	2004-2005
2.	317	2006-2007
3.	303	2007-2008
4.	282	2001-2002
5.	263	2003-2004
5.	263	2010-2011
7.	262	1992-1993
8.	242	2005-2006
9.	242	1998-1999
10.	232	1993-1994

3 Point Field Goal Attempts

3-Pt FGA, Year	3-Pt FGA	Year
1.	843	2006-2007
2.	837	2004-2005
3.	763	2001-2002
4.	760	2007-2008
5.	716	2003-2004
6.	708	2010-2011
7.	674	1998-1999
8.	661	2000-2001
9.	644	1994-1995
10.	636	1992-1993

3 Point Field Goal Percentage

3-Pt FG%, Year	3-Pt FG%	Year
1.	.431	1987-1988
2.	.429	1986-1987
3.	.414	1988-1989
4.	.412	1992-1993
5.	.409	1990-1991
6.	.400	1989-1990
7.	.399	2007-2008
8.	.395	1991-1992
9.	.390	1993-1994
10.	.387	2005-2006

Free Throws Made

Free Throws Made, Year	Free Throws Made	Year
1.	742	1989-1990
2.	622	2010-11
3.	616	2009-2010
4.	594	1971-1972
5.	588	1992-1993
6.	563	1996-1997
7.	562	2007-2008
8.	557	1993-1994
9.	541	1955-1956
10.	537	1954-1955

Free Throw Attempts

Free Throw Attempts, Year	Free Throw Attempts	Year
1.	956	1989-1990
2.	854	2009-2010
3.	837	2010-2011
4.	807	1992-1993
5.	797	1996-1997
6.	788	1971-1972
7.	785	1954-1955
8.	779	1955-1956
9.	765	2007-2008
10.	752	1964-1965

Free Throw Percentage

Free Throw %, Year	Free Throw %	Year
1.	.802	1973-1974
2.	.776	1989-1990
3.	.770	1967-1968
4.	.766	1974-1975
5.	.764	1975-1976
6.	.763	1970-1971
7.	.757	1990-1991
8.	.754	1971-1972
9.	.751	1993-1994
10.	.751	1984-1985

Rebounds

Total Rebounds, Year	Total Rebounds	Year
1.	1466	1963-1964
2.	1355	1964-1965
3.	1262	1961-1962
4.	1261	1960-1961
5.	1255	2010-2011
6.	1248	1951-1952
7.	1226	1989-1990
8.	1224	1955-1956
9.	1211	1972-1973
10.	1208	1992-1993

Rebound Average

Rebounds/Game, Year	Rebounds/Game	Year
1.	58.6	1963-1964
2.	53.4	1954-1955
3.	53.2	1955-1956
4.	52.6	1961-1962
5.	52.5	1960-1961
6.	51.9	1969-1970
7.	51.7	1962-1963
8.	51.7	1952-1953
9.	50.2	1959-1960
10.	50.0	1958-1959

Assists

Total Assists, Year	Total Assists	Year
1.	606	2007-2008
2.	578	2006-2007
3.	577	1992-1993
4.	562	1988-1989
5.	550	1993-1994
6.	544	1989-1990
7.	541	2004-2005
8.	541	2003-2004
9.	490	2001-2002
10.	487	1987-1988

Turnovers

Turnovers, Year	Turnovers	Year
1.	578	1989-1998
2.	522	1997-1998
3.	511	2001-2002
4.	507	1986-1987
5.	506	1991-1992
6.	494	2007-2008
7.	489	2004-2005
8.	485	1996-1997
9.	485	1992-1993
10.	473	1998-1999

Steals

Steals, Year	Steals	Year
1.	327	1997-1998
2.	301	1996-1997
3.	277	1992-1993
4.	258	1998-1999
5.	257	2006-2007
6.	248	2003-2004
7.	240	1994-1995
8.	239	1993-1994
9.	231	2004-2005
10.	228	1995-1996

Blocks

Blocks, Year	Blocks	Year
1.	171	2009-2010
2.	162	2010-2011
3.	137	2008-2009
4.	131	1994-1995
5.	118	2007-2008
6.	114	2002-2003
7.	112	2003-2004
8.	112	1986-1987
9.	111	1993-1994
10.	103	2004-2005



ANNUAL RECORDS

* - home game
OT - overtime game

1900-01 — WON 2, LOST 2
Head Coach: W.D. Weatherford
Captain: Earnest Reese

Nashville YMCA*	L	19	22
Nashville YMCA*	W	24	9
Nashville YMCA*	W	14	12
Nashville A.C.*	L	11	13

1901-02 — WON 5, LOST 2
Head Coach: W.D. Weatherford
Captain: H.W. Davis

Nashville YMCA*	W	27	14
Nashville YMCA*	W	25	4
Nashville A.C.*	W	16	9
Nashville A.C.*	W	17	12
Howard	L	23	33
Howard	W	29	19
Birmingham Southern	L	21	34

1902-03 — WON 6, LOST 0
Head Coach: Grinnell Jones
Captain: Ben L. Clary

Cumberland	W	44	14
Nashville A.C.*	W	26	6
Nashville A.C.*	W	24	11
Howard	W	25	11
Cumberland*	W	44	14
Cumberland*	W	24	21

1903-04 — WON 6, LOST 1
Head Coach: E.J. Hamilton
Captain: John J. Tigert

U. of Nashville*	W	32	6
Nashville A.C.*	W	34	9
Nashville YMCA*	W	12	5
U. of Nashville*	W	36	4
Nashville A.C.*	W	36	3
Nashville YMCA*	W	32	4
Cumberland	L	5	18

1904-05
No Team

1905-06
No Scores Recorded

1906-07 — WON 6, LOST 1
Head Coach: J.N. (Stein) Stone
Captain: J.N. (Stein) Stone

Nashville A.C.*	L	14	23
N.Y. Professionals*	W	30	18
N.Y. Professionals*	W	38	23
Cumberland*	W	21	17
S.W. Presbyterian*	W	27	15
Nashville A.C.*	W	32	21
Nashville A.C.*	W	38	25

1907-08 — WON 6, LOST 10
Head Coach: W.L. Throop
Captain: W.L. Throop

Columbia*	L	16	34
Yale*	L	23	27
Montgomery YMCA	L	15	34

Mobile YMCA	L	12	43
Birmingham A.C.	L	12	30
Birmingham YMCA*	W	30	26
Nashville YMCA*	W	28	18
Southern Kentucky	W	28	15
Cumberland*	L	20	22
Nashville YMCA*	W	27	20
S.W. Presbyterian	L	10	20
Central (Ky.)*	W	28	14
Nashville A.C.*	L	8	14
Birmingham A.C.*	W	25	15
Cumberland	L	14	20
Wabash*	L	7	27

1908-09 — WON 11, LOST 4
Head Coach: E. J. Hamilton
Captain: W. D. Neely

Nashville YMCA*	W	38	20
Chattanooga	W	32	17
Atlanta A. C.	W	33	26
Columbus YMCA	L	18	19
Cumberland*	W	25	19
Birmingham A. C.	W	33	30
Mobile YMCA	L	26	33
Montgomery YMCA	L	28	32
Birmingham YMCA	W	30	12
Chattanooga*	W	52	23
Sewanee*	W	28	19
S.W. Presbyterian*	W	56	19
Cumberland	W	38	21
Nashville A. C.*	W	43	33
Nashville A. C.*	L	24	25

1909-10 — WON 10, LOST 3
Head Coach: R. B. McGehee
Captain: R. B. McGehee

Atlanta A. C.	W	53	30
Columbus YMCA	L	29	34
Montgomery YMCA	W	57	24
Mobile YMCA	W	25	24
Birmingham A. C.	W	50	30
Alumni*	W	41	21
Cumberland*	W	57	13
Sewanee*	W	61	10
Central (Ky.)	L	28	52
Georgetown	W	45	34
Central (Ky.)	L	21	70
Louisville YMCA	W	54	39
Nashville YMCA*	W	53	39

1910-11 — WON 8, LOST 2
Head Coach: Carl (Zeke) Martin
Captain: Carl (Zeke) Martin

Cumberland	W	45	20
Nashville YMCA*	W	74	13
Birmingham A. C.	L	26	39
Birmingham YMCA	W	53	25
Atlanta A. C.	W	42	34
Mercer	W	26	25
Wetumpka (Ala.)	W	60	7
Mobile YMCA	L	29	61
Sewanee*	W	54	5
Cumberland*	W	24	20

1911-12 — WON 9, LOST 9
Head Coach: Carl (Zeke) Martin
Captain: Carl (Zeke) Martin

Central (Mo.)	W	30	23
Mobile YMCA	L	15	48
Wetumpka (Ala.)	W	62	11

Columbus (Ga.) YMC	L	21	44
Rome (Ga.) A. C.	W	34	11
Atlanta A. C.	L	31	43
Birmingham A. C.	L	23	48
St. Louis A. C.	W	37	32
Cumberland	W	78	10
Union (Tenn.)	W	95	24
Memphis YMCA	L	19	21
Jackson YMCA	W	81	13
Cumberland	W	47	19
Louisville YMCA	L	27	29
Kentucky	L	17	28
Kentucky	L	18	22
Christ Church (Cinc.)	L	27	47
Alumni	W	53	32

1912-13 — WON 4, LOST 5
Head Coach: Oscar G. Nelson
Captain: Oscar G. Nelson

Sewanee*	W	41	13
Mobile YMCA	L	31	43
Wetumpka (Ala.)	W	41	9
Bessemer (Ala.)	W	31	23
Kentucky	W	24	17
Kentucky	L	29	42
Birmingham A. C.	L	20	43
Columbus (Ga.) A. C.	L	32	70
Atlanta A. C.	L	34	52

1913-14 — WON 6, LOST 3
Head Coach: G. T. Denton
Captain: Tom Brown

MTSU	W	53	5
Chattanooga Tigers	W	31	17
Cumberland*	W	41	36
Georgia	L	32	41
Georgia Tech	W	55	41
Nashville YMCA*	L	31	32
Memphis YMCA	W	36	23
Union	W	54	20
Nashville YMCA*	L	23	41

1914-15 — WON 6, LOST 6
Head Coach: G.T. Denton
Captain: Robert M. Davidson

Cumberland	W	40	28
Atlanta A.C.	L	32	36
Chattanooga Tigers	L	21	41
Georgia*	L	35	48
Louisville YMCA	L	18	32
Kentucky	W	39	34
Kentucky	L	24	36
Jackson YMCA	L	27	37
Memphis YMCA	W	33	20
Nashville YMCA*	W	44	38
Nashville YMCA*	W	39	33
SW Presbyterian*	W	85	20

1915-16 — WON 11, LOST 3
Head Coach: G.T. Denton
Captain: Josh Cody

Cumberland	W	40	8
Mobile YMCA	W	41	37
Montgomery YMCA	W	53	29
Birmingham A.C.	W	54	32
Columbus YMCA	L	9	41
Cumberland*	W	81	13
Columbia Union	W	36	8
Louisville YMHA	W	35	16
Kentucky	W	39	25
Kentucky	W	23	20

Chattanooga Tigers	W	52	26
Nashville YMCA*	L	19	21
Memphis YMCA	W	32	19
Nashville YMCA*	L	23	25

1916-17 — WON 3, LOST 8
Head Coach: G.T. Denton
Captain: Frank Blair

Atlanta A.C.	L	15	32
Birmingham A.C.	L	24	26
Chattanooga Tigers	W	42	9
Nashville YMCA*	W	21	16
Washington & Lee	L	8	26
Louisville YMHA	W	29	13
Georgia*	L	11	31
Nashville YMCA*	L	18	22
Memphis YMCA	L	19	26
Jonesboro YMCA	L	19	25
Nashville YMCA*	L	19	23

1917-18 — WON 6, LOST 3
Head Coach: Ralph Palmer
Captain: Alf Adams

Birmingham A.C.	L	32	44
Birmingham A.C.	W	32	29
SW Presbyterian	W	79	16
Nashville YMCA*	L	23	36
Calumet	W	36	26
Transylvania	W	21	12
Louisville YMHA	W	39	17
Nashville YMCA*	L	17	26
Nashville YMCA*	W	35	30

1918-19 — WON 8, LOST 2
S.I.A.A. CHAMPIONS
Head Coach: Ray Morrison
Captain: L.M. Groves

Birmingham A.C.	W	21	16
Nashville YMCA [OT]	W	34	27
Calumet	W	40	23
Kentucky	W	36	26
Centre L	23	28	
Jackson YMCA	W	44	18
Park Field Aviation	W	14	13
Memphis YMCA	L	14	23
Nashville YMCA	W	36	25
Memphis YMCA	W	25	22

1919-20 — WON 14, LOST 4
Head Coach: G.T. Denton
Captain: Tom Zerfoss

Birmingham A.C.	W	30	24
Mobile YMCA	L	33	35
Montgomery YMCA	W	56	28
Chicago YMCA*	W	26	14
Boys Club	W	36	6
Memphis YMCA	W	42	25
Georgia*	W	40	18
Nashville YMCA*	L	27	29
Georgia Tech	W	39	21
Macon YMCA	W	41	35
Boys Club*	W	21	14
Chattanooga YMCA*	W	45	39
Chattanooga YMCA*	W	41	20
Centre	W	29	18
Memphis YMCA*	L	25	31
Maryville	W	22	10
Georgia Tech*	W	32	3
Nashville YMCA*	L	13	24



ANNUAL RECORDS

1920-21 — WON 8, LOST 13

Head Coach: G.T. Denton

Captain: Garland (Gus) Morrow

Memphis YMCA	L	13	37
Birmingham A.C.	L	17	23
Birmingham A.C.	L	19	27
MTSU*	W	14	9
Michigan*	L	7	21
S.W. Presbyterian*	W	40	27
Marquette*	L	6	29
Chattanooga YMCA*	W	27	20
Memphis YMCA*	L	12	26
Auburn*	L	7	27
Georgia*	L	17	33
Macon YMCA*	L	21	30
Mercer*	L	13	21
Tulane*	W	32	13
Nashville YMCA*	W	17	12
Mercer	W	20	9
Centre L	13	44	
Kentucky	L	18	33
Louisville YMCA	W	16	11
Chicago YMCA*	L	9	13
Nashville YMCA*	W	11	9

1921-22 — WON 8, LOST 8

Head Coach: Wallace Wade

Captain: Jule Thomas

S.W. Presbyterian*	W	36	24
Camp Benning	L	15	29
Jonesboro YMCA	W	23	13
Chattanooga	W	20	13
Kentucky	W	22	12
Mercer	W	18	17
Mississippi A&M*	W	22	18
Nashville YMCA*	L	23	28
Nashville YMHA*	L	14	15
Chattanooga	L	24	29
Tennessee	L	5	20
Nashville YMCA*	L	13	14
Tennessee	L	15	16
The Citadel (SC)	W	37	22
Georgia (SC)	L	26	27
Nashville YMHA*	W	28	22

(SC) Southern Conference Tournament

1922-23 — WON 16, LOST 8

Head Coach: Wallace Wade

Captain: Oliver (Doc) Kuhn

Wabash	L	21	32
Cincinnati	L	22	41
Wittenburg	L	14	28
Ohio State	L	20	27
U. of Chicago*	W	17	11
Clarksville	W	46	23
Jonesboro YMCA	W	19	7
Memphis YMCA	L	14	15
Nashville YMHA*	W	25	21
Chattanooga	W	28	27
Milligan	W	41	20
Bemis YMCA	W	43	16
Mississippi A&M*	W	34	27
Nashville YMCA	W	23	19
Hendrix	W	26	14
Georgia*	W	25	16
Mercer	L	29	32
Mercer	W	37	35
Nashville YMHA	W	22	15
Nashville YMCA*	L	30	34
Tennessee	W	28	25
LSU (SC)	W	36	10
Virginia Tech (SC)	L	23	26

Nashville YMCA W 36 24
(SC) Southern Conference Tournament

1923-24 — WON 7, LOST 15

Head Coach: Josh Cody

Captain: Alvin (Pep) Bell

Kansas City A. C.	L	4	23
Louisville YMCA	W	31	25
Pittsburg (Kansas)	L	32	33
Crescent A. C.	L	14	42
CCNY	L	19	25
Buffalo All-Stars	L	23	46
Kentucky	L	13	23
Calumet	L	25	28
St. Thomas A. C.	W	17	12
Mississippi A&M	W	24	23
Nashville YMCA	L	19	25
Atlanta A. C.	L	21	36
Mercer	W	23	11
YMHA Peps	W	17	13
Alabama [OT]	L	25	26
Nashville YMCA	L	17	26
Nashville YMHA	L	37	44
Chattanooga	W	34	22
Tennessee	L	23	36
Nashville YMHA	L	22	30
Clemson (SC)	W	42	14
North Carolina (SC)	L	20	37

(SC) Southern Conference Tournament

1924-25 — WON 12, LOST 13

Head Coach: Josh Cody

Captain: Gil Reese

MTSU	L	28	31
Memphis YMCA	L	21	23
Drury College	W	33	21
Kansas City A. C.	L	23	28
Butler	L	17	37
Franklin (Ind.)	L	23	49
DePauw	L	21	28
Wabash	L	14	15
Owensboro YMCA	W	37	19
Mississippi	W	19	18
Nashville YMCA	W	21	20
Memphis YMCA	W	33	19
Birmingham A. C.	L	22	34
Georgia	W	41	34
Mercer	L	30	31
Georgia Tech	W	37	26
Butler	L	13	33
Tennessee	W	27	18
Mississippi A&M	L	20	29
Alabama	L	22	39
Tulane	L	25	32
Nashville YMHA	W	40	33
Nashville YMHA	W	25	18
Nashville YMCA	W	24	15
MTSU	W	30	29

1925-26 — WON 8, LOST 18

Head Coach: Josh Cody

Captain: John McCall

Evansville	L	22	39
Saint Louis	L	22	35
Memphis	L	20	37
Bemis YMCA	L	28	31
Nashville Burk	L	9	19
MTSU	W	51	19
Mercer	W	22	18
Marquette	L	16	19
Georgia Tech	W	27	24

Mississippi A&M	L	27	36
Mississippi	L	18	32
LSU	L	23	24
Tulane	L	20	21
Nashville YMHA	L	26	33
Alabama	L	19	23
Nashville YMCA*	W	21	12
Mississippi A&M*	W	21	20
Tennessee [OT]	L	32	38
MTSU	W	25	24
Nashville YMHA*	W	27	22
Nashville Burk	W	41	21
Cincinnati Guaranty	L	18	24
Western Kentucky	L	29	34
Kentucky	L	20	30
Nashville YMCA*	L	8	25
Nashville YMCA*	L	12	27

1926-27 — WON 20, LOST 4

SOUTHERN CONFERENCE CHAMPIONS

Head Coach: Josh Cody

Captain: Malcolm Moss

Evansville	L	22	37
Marquette	W	22	15
Loyola (Chicago)	L	7	31
Saint Louis	W	40	21
Western Kentucky	W	40	20
MTSU*	W	59	19
Kentucky	W	48	32
Western Kentucky*	L	25	26
Georgia Tech	L	29	36
Mercer	W	36	33
Sewanee*	W	53	18
Mississippi A&M	W	35	34
Nashville YMCA*	W	50	28
MTSU	W	52	20
Sewanee	W	31	18
Mississippi*	W	33	32
Nashville YMHA*	W	43	32
Auburn*	W	39	35
Evansville* [OT]	W	46	44
Tennessee*	W	35	25
Washington & Lee (SC)	W	44	32
Mississippi (SC)	W	32	20
South Carolina (SC)	W	31	25
Georgia (SC)	W	46	44

(SC) Southern Conference Tournament

1927-28 — WON 5, LOST 7

Head Coach: Johnny (Red) Floyd

Captain: Frank Bridges

Cumberland	W	41	30
Mercer	L	31	38
Kentucky	L	23	43
MTSU	W	35	29
Mississippi A&M	L	38	44
Sewanee	W	33	26
Auburn	L	28	62
Penn Dixies	L	24	34
Kentucky	L	29	54
Georgia Tech	L	31	41
Carson-Newman	W	66	40
Tennessee	W	28	26

1928-29 — WON 4, LOST 13

Head Coach: Johnny (Red) Floyd

Captain: Bertram (Triney) Chalfant

Alumni	L	31	48
Cumberland	W	50	33
Sewanee	W	45	31
Nashville YMHA	L	36	39
Georgia Tech	L	28	40
Nashville Burk	L	41	46
Memphis YMCA	L	30	36
Sewanee	W	29	23
Georgia Tech	L	15	40
Nashville YMCA	L	19	45
Mercer	L	40	60
Nashville YMCA	L	29	36
Nashville YMHA	L	31	36
Mississippi State	L	32	47
Mississippi [OT]	L	46	48
Tennessee	L	22	26
MTSU	W	42	41

1929-30 — WON 6, LOST 16

Head Coach: Garland Morrow

Captain: Donald Cram

Louisville	L	22	24
Butler	L	14	39
Loyola (Chicago)	L	16	33
Purdue	L	22	43
Saint Louis	L	16	46
MTSU	L	31	45
Cumberland	W	39	12
Western Kentucky	W	32	18
Clemson [20T]	L	42	48
Sewanee	L	15	36
Alabama	L	18	36
Auburn	W	29	27
Clemson	L	27	32
Georgia Tech	L	25	46
Georgia Tech	L	37	41
Tennessee	L	21	23
Tennessee Tech	L	37	42
Nashville YMCA	W	44	20
Sewanee	L	35	40
MTSU	W	34	33
Tennessee [OT]	L	33	38
Nashville YMCA	W	49	43

1930-31—WON 16, LOST 8

Head Coach: Garland Morrow

Captain: Shelby Coffey

Albany YMCA	W	39	22
Atwater Kent	W	40	21
Hubbard Hardware	W	41	32
Chattanooga YMCA	W	31	24
MTSU	W	42	20
Murray	W	48	29
Cumberland	W	50	26
Georgia Tech	L	35	44
Florida	W	42	25
Florida	W	43	35
Kentucky	L	37	42
Sewanee	W	35	17
Tennessee	W	41	40
Auburn	W	36	26
Sewanee	W	52	32
Louisville	W	32	23
Georgia Tech	W	45	32
Duke [OT]	L	44	48
Alabama	L	29	36



ANNUAL RECORDS

Auburn	L	25	42
Chattanooga YMCA	W	48	23
Kentucky	L	23	43
Tennessee	L	34	37
North Carolina [OT]	L	21	23

1931-32—WON 8, LOST 11

Head Coach: Josh Cody

Captain: William R. Schwartz

Ohio State	W	28	27
Wittenburg	L	24	39
Miami (Ohio)	W	28	22
MTSU	W	38	32
Auburn*	L	23	36
Chattanooga	L	26	28
Georgia Tech	L	27	45
Florida	W	36	32
Florida	L	33	43
Sewanee	W	30	22
Tennessee	L	25	27
Auburn	L	23	38
Kentucky	W	37	61
Alabama	W	39	32
Sewanee*	W	32	21
MTSU	L	35	40
Tennessee	L	22	27
Kentucky	W	32	31
Duke	L	32	41

1932-33 — WON 14, LOST 8 (11-5 in SEC/3rd)

Head Coach: Josh Cody

Captain: Tom Henderson

Ohio State	L	26	45
Clemson	W	39	22
South Carolina [20T]	W	31	29
Tennessee* [OT]	W	37	32
Tulane*	W	35	21
Tulane*	W	39	22
Georgia Tech*	W	38	27
Auburn*	W	25	24
LSU*	W	54	34
LSU*	W	52	26
Sewanee*	W	25	19
Kentucky*	L	29	40
Alabama*	L	22	37
Wichita Henrys*	L	38	40
Auburn	W	21	20
Florida	W	42	41
Florida	L	27	43
Sewanee	W	41	25
Tennessee	L	27	35
Kentucky	L	28	45
Tulane (S)	W	28	25
Mississippi State (S)	L	36	48

(S) SEC Tournament, Atlanta

1933-34 — WON 11, LOST 6 (8-5 in SEC/5th)

Head Coach: Josh Cody

Captain: Harold Huggins

Auburn*	W	31	22
Georgia Tech*	W	24	22
Clemson*	W	27	25
TulaneL	15	19	
TulaneW	23	21	
Cumberland*	W	34	21
Tennessee*	W	31	26
Sewanee	W	60	28
Auburn	W	48	33
Kentucky*	L	26	48

Alabama*	L	32	38
Georgia Tech	W	38	30
Sewanee*	W	40	27
Tennessee	L	34	45
Kentucky	L	27	47
Georgia (S)	W	46	29
Florida (S)	L	23	24

(S) SEC Tournament at Atlanta

1934-35 — WON 9, LOST 11 (9-6 in SEC/4th)

Head Coach: Josh Cody

Captain: Jim Scoggins

Cincinnati	L	20	47
Clemson	L	22	32
Cincinnati	L	20	46
Auburn*	W	37	27
Auburn*	W	41	24
Tulane*	W	50	34
Sewanee	W	47	20
Georgia Tech [OT]	W	33	32
Alabama	W	34	33
Kentucky*	L	22	58
Indiana [OT]	L	30	39
Georgia Tech*	W	53	25
Sewanee*	W	62	32
Tennessee*	L	29	39
Auburn	W	37	25
LSU	L	41	56
LSU	L	31	40
Creighton*	L	28	53
Tennessee [OT]	L	37	39
Kentucky	L	19	53

1935-36 — WON 9, LOST 14 (9-4 in SEC/2nd)

Head Coach: Josh Cody

Captain: Willie Geny

Miami (Ohio)*	L	23	34
Indiana	L	18	56
Xavier	L	37	39
Pittsburgh	L	32	57
Evansville	L	20	33
Loyola (Chicago)	L	22	25
Iowa State*	L	28	38
Creighton	L	34	40
Creighton	L	30	46
Auburn*	W	47	27
Sewanee*	W	45	27
Tulane*	W	44	31
Georgia Tech*	W	43	22
Sewanee	W	40	16
Auburn	W	37	32
Kentucky*	W	33	24
Alabama*	L	30	32
Georgia Tech	W	42	40
Alabama	L	28	33
Tennessee*	W	33	30
Tennessee	L	33	34
Kentucky	L	41	61
Georgia Tech (S)	L	37	42

(S) SEC Tournament, Atlanta

1936-37 — WON 6, LOST 10 (3-7 in SEC/11th)

Head Coach: Jim Buford

Captain: Ken Overly

MTSU W	39	30	
MTSU*	W	39	12
Sewanee	W	46	26

Chattanooga*	W	34	28
Georgia Tech	L	27	39
Alabama	W	23	19
Western Kentucky	L	27	40
Kentucky*	L	26	41
Western Kentucky*	L	15	35
Tennessee*	L	30	50
Alabama*	L	19	29
Georgia Tech*	L	30	40
Tennessee	L	28	34
Chattanooga [OT]	L	29	30
Kentucky	L	19	51
Sewanee*	W	43	38

Not invited to SEC Tournament

1937-38 — WON 9, LOST 12 (4-8 in SEC/10th)

Head Coach: Jim Buford

Captain: Ed Hunter

Mississippi (M)	L	30	68
Austin Peay State*	W	43	42
Western Kentucky*	L	25	39
Tennessee Tech*	W	34	31
Austin Peay State	W	49	31
Georgia Tech	L	25	59
Sewanee*	L	28	32
Tennessee Tech	L	16	21
Alabama	W	39	36
Western Kentucky	L	18	38
Tennessee*	L	30	37
Kentucky*	L	19	42
Alabama*	W	46	26
Georgia Tech*	L	35	40
Florida*	W	59	24
Chattanooga	W	44	30
Tennessee	L	26	38
Kentucky	L	24	48
Sewanee	W	41	35
Alabama (S)	W	50	26
Georgia Tech (S)	L	18	50

(M) Played at Memphis

(S) SEC Tournament, Baton Rouge, La.

1938-39 — WON 14, LOST 7 (7-5 in SEC/6th)

Head Coach: Jim Buford

Captain: Ed Hunter

Austin Peay State*	W	42	35
Cumberland*	W	37	30
Lipscomb*	W	42	31
Cumberland*	W	48	36
Georgia Tech	L	24	30
Lipscomb	L	33	40
Sewanee	W	37	30
Tennessee	L	31	33
Kentucky*	L	37	51
Alabama*	W	36	34
Western Kentucky	L	31	51
Georgia Tech*	W	49	42
Sewanee*	W	70	42
Auburn*	W	49	42
Western Kentucky*	W	53	49
Tennessee*	W	56	38
Chattanooga	W	61	24
Kentucky	L	27	52
Mississippi State (S)	W	73	40
Alabama (S)	W	41	33
Tennessee (S)	L	36	39

(S)—SEC Tournament, Knoxville

1939-40 — WON 10, LOST 12 (5-7 in SEC/10th)

Head Coach: Jim Buford

Captain: Ross Hanna

Austin Peay State*	L	28	40
Murray*	W	46	37
Cumberland*	W	51	39
Lipscomb*	L	44	50
Auburn*	W	51	45
Georgia Tech	L	43	49
Tennessee	L	23	29
Alabama	L	31	43
Auburn	W	50	46
Tennessee*	L	31	34
Kentucky*	W	40	32
Cumberland	W	56	49
Alabama*	L	29	32
Georgia Tech	L	39	57
Sewanee*	W	52	39
Lipscomb	L	41	44
Western Kentucky*	L	25	36
Tennessee Tech*	W	37	35
Sewanee	W	31	28
Kentucky	L	38	43
Mississippi State (S)	W	46	36
Kentucky (S)	L	34	44

(S) SEC Tournament, Knoxville

1940-41 — WON 8, LOST 9 (3-9 in SEC/11th)

Head Coach: Jim Buford

Captain: "Pinky" Lipscomb

J14 Sewanee	W	42	28
J17 Georgia	W	50	44
J18 Georgia Tech	L	48	55
J20 Sewanee*	W	46	24
J24 Alabama	L	24	48
J25 Auburn	L	44	45
J28 Alabama*	L	28	40
F1 Kentucky*	L	50	51
F3 Lipscomb*	W	57	42
F7 Mississippi*	W	80	47
F13 Auburn*	W	47	39
F15 Georgia Tech*	W	54	41
F17 Tennessee*	L	36	37
F22 Tennessee	L	25	46
F24 Kentucky	L	31	58
F27 LSU (S)	W	63	49
F28 Florida (S)	L	41	47

(S) SEC Tournament, Louisville, Ky.

1941-42—WON 7, LOST 9 (3-8 in SEC/10th)

Head Coach: Norm Cooper

Captain: Harrison Rue

Sewanee*	W	50	34
Auburn	L	33	35
Georgia Tech	W	39	32
Sewanee	W	50	20
Alabama	L	19	33
Auburn*	L	45	50
Alabama* [OT]	L	33	37
Georgia*	W	58	38
Mississippi State	W	41	38
Mississippi	L	31	38
Lipscomb*	W	59	29
Camp Forest*	W	39	34
Georgia Tech*	L	27	35
Tennessee*	L	33	34
Tennessee	L	26	39
Auburn (S)	L	34	36

(S) SEC Tournament, Louisville, Ky.



ANNUAL RECORDS

1942-43 — WON 10, LOST 8 (9-7 in SEC/6th)

Head Coach: Norm Cooper
Captain: Julian Olsen

Auburn*	W	54	39
Georgia	W	39	35
Georgia Tech	L	29	43
Alabama	L	26	29
Alabama*	W	31	27
Auburn	W	48	43
Kentucky	L	38	39
Mississippi State	L	40	45
Mississippi	L	44	49
Kentucky*	L	43	54
Mississippi*	W	55	30
Mississippi State*	W	45	35
Georgia Tech*	W	52	28
Tennessee*	W	30	27
Lipscomb	W	41	28
Tennessee	L	22	44
Georgia*	W	66	31
Tennessee (S)	L	31	41

(S) SEC Tournament, Louisville

1943-44 — WON 12, LOST 3 (No formal SEC schedule)

Head Coach: Smokey Harper

Thayer Hospital*	W	42	22
Vandy ASTP*	W	48	38
Lipscomb*	W	50	45
Convair	L	60	68
20th Ferrying Cm.	W	40	26
Convair	W	41	39
20th Armored*	W	49	32
Tennessee Tech*	W	59	42
20th Armored	W	49	32
Tennessee Tech	W	56	32
Lipscomb	W	40	35
508th Air Base	W	42	38
Navy A.A.C.*	L	17	47
Navy A.A.C.	W	37	31
Georgia Tech (S)	L	51	63

(S) SEC Tournament, Louisville, Ky.

1944-45 — WON 6, LOST 6 (No formal SEC schedule)

Head Coach: Gus Morrow
Captain: Dave Scobey

Tennessee Tech	L	44	50
Lipscomb	W	65	35
Tennessee Tech	L	40	54
Smyrna Bombers	L	38	75
Sewanee*	W	51	46
Thayer Hospital	L	38	44
Southwestern	W	59	40
Smyrna Bombers*	L	53	74
Lipscomb	W	60	34
Sewanee	L	38	51
Thayer Hospital*	W	50	38
Southwestern*	W	66	48

1945-46 — WON 3, LOST 10 (2-5 in SEC/9th)

Head Coach: Gus Morrow
Captain: Jay Ball

J5 Louisville	L	27	60
J14 Georgia*	W	44	41
J18 Southwestern	W	38	20
J19 Mississippi	W	39	31
J21 Western Kentucky*	L	32	45
J23 Western Kentucky	L	29	42
J26 Georgia	L	39	51
F4 Kentucky*	L	37	59
F9 Kentucky (P)	L	31	64
F16 Murray	L	34	53
F18 Tennessee*	L	33	55
F23 Tennessee	L	32	42
Tennessee (S)	L	32	46

(P) Played at Paducah, Ky.

(S) SEC Tournament, Louisville, Ky.

1946-47 — WON 7, LOST 8 (4-7 in SEC/8th)

Head Coach: Norm Cooper
Captain: Tommy Owen

D14 Sewanee*	W	51	30
D20 Sewanee	W	60	37
J11 Alabama*	L	36	49
J13 Kentucky*	L	30	80
J18 Southwestern*	W	64	39
J24 Auburn	W	38	37
J25 Alabama	L	33	38
J29 LSU (M)	L	52	62
F1 Auburn*	W	59	58
F3 Mississippi State*	W	64	44
F8 Mississippi*	W	55	40
F17 Tennessee*	L	47	54
F21 Kentucky	L	41	84
F22 Tennessee	L	21	56
F27 Kentucky (S)	L	29	98

(M) Played at Memphis

(S) SEC Tournament, Louisville, Ky.

1947-48 — WON 8, LOST 14 (4-11 in SEC/12th)

Head Coach: Bob Polk
Captain: Mike Craig

D2 Lipscomb*	W	57	43
D5 Mississippi State	L	46	51
D6 Mississippi	L	42	53
D18 Mississippi*	W	71	49
D20 Xavier	L	42	79
J2 Tulane (at Memphis)	L	56	64
J3 Southwestern	W	64	40
J10 Mississippi State*	W	51	48
J16 Tulane	L	44	63
J17 LSU	L	54	56
J20 Xavier*	L	42	62
J23 Auburn	L	41	46
J24 Alabama	L	31	60
F2 Auburn*	W	55	47
F6 Lipscomb	W	57	37
F9 Kentucky*	L	51	82
F14 Alabama*	W	58	32
F16 Tennessee*	L	48	63
F20 Kentucky	L	43	79
F21 Tennessee	L	53	72
F28 Southwestern*	W	61	47
M5 Tulane (S)	L	53	67

(S) SEC Tournament, Louisville, Ky.

1948-49 — WON 14, LOST 8 (9-5 in SEC/4th)

Head Coach: Bob Polk
Captain: Mike Craig

D4 Lipscomb	W	65	41
D6 Chattanooga	W	66	51
D10 Cumberland	W	77	32
D20 Lipscomb*	W	57	37
D29 Drake (C)	L	46	47
D30 Dartmouth (C)	L	52	64
J3 Washington (Mo.)	W	47	43
J10 Tennessee*	L	51	53
J15 Mississippi	W	62	49
J17 Mississippi State	W	35	29
J22 Auburn	L	46	48
J24 Alabama	W	36	31
J29 Tennessee	L	64	67
J31 Kentucky*	L	50	72
F5 Auburn*	W	52	42
F7 Mississippi*	W	64	52
F12 Alabama*	W	68	42
F14 Mississippi State*	W	90	45
F19 LSU*	W	61	51
F21 Tulane*	W	56	54
F26 Kentucky	L	37	70
M4 LSU (S)	L	56	60

(C) Corn Bowl Tournament, Des Moines, Iowa

(S) SEC Tournament, Louisville, Ky.

1949-50 — WON 17, LOST 8 (11-3 in SEC/2nd)

Head Coach: Bob Polk
Captain: Billy Joe Adcock

N28 Lipscomb	W	62	39
D1 New York Univ. [OT]	W	65	59
D3 Temple	L	35	55
D6 Chattanooga*	W	75	40
D10 Lipscomb*	W	66	42
D12 Temple (O)	W	49	45
D27 Oklahoma A&M (A)	L	61	62
D28 Baylor (A)	L	53	61
D29 Alabama (A)	W	53	44
J2 Washington (Mo.)*	L	53	55
J7 Tennessee	W	67	52
J14 Mississippi State	W	62	50
J16 Mississippi	W	44	37
J21 Auburn	W	58	47
J23 Alabama	L	44	47
J28 Tennessee*	W	50	44
J30 Kentucky*	L	54	58
F4 Florida*	W	54	34
F6 Auburn*	W	63	51
F11 Alabama*	W	47	38
F13 Mississippi State*	W	85	50
F16 Mississippi*	W	80	47
F20 MTSU*	W	74	39
F25 Kentucky	L	66	70
M3 Tennessee (S)	L	44	50

(O) Played at Owensboro, Ky.

(A) All-College Tournament, Oklahoma City, Okla.

(S) SEC Tournament, Louisville, Ky.

1950-51 — WON 19, LOST 8 (10-4 in SEC/T2nd)

Head Coach: Bob Polk
Captain: George Kelley

D4 MTSU*	W	58	45
D9 Lipscomb* [OT]	W	71	69
D18 Florida*	W	81	64
D21 Holy Cross	L	62	64

D23 New York Univ.	L	56	87
D27 Texas (A)	L	49	55
D28 Baylor (A)	W	54	53
D29 Tulsa (A)	W	56	49
J2 Lipscomb	L	57	59
J6 Auburn*	W	61	51
J8 Alabama*	W	49	35
J13 Mississippi	W	70	63
J15 Mississippi State	W	63	60
J20 LSU	W	69	61
J23 Tennessee*	W	58	57
J27 Kentucky*	L	49	74
F5 Tennessee	L	59	61
F10 Georgia Tech*	W	65	47
F13 Sewanee*	W	63	44
F15 Tulane	L	55	90
F17 Georgia Tech	W	69	67
F19 Kentucky	L	57	89
F26 Georgia*	W	69	57
Tennessee (S)	W	88	52
Georgia (S)	W	70	60
LSU (S)	W	75	63
Kentucky (S)	W	61	57

(A) All-College Tournament, Oklahoma City, Okla.

(S) SEC Tournament, Louisville, Ky.

1951-52 — WON 18, LOST 9 (9-5 in SEC/T2nd)

Head Coach: Bob Polk

D1 Bradley	W	55	51
D4 MTSU*	W	80	49
D6 Lipscomb*	W	78	63
D9 Sewanee	W	86	63
D17 Texas Tech*	W	55	49
D20 Rice*	W	65	56
D22 St. John's	L	54	69
D27 Baylor (W)	W	60	53
D28 TCU (W)	L	49	51
D29 Texas (W)	L	49	65
J5 Tennessee*	W	80	60
J7 LSU*	W	58	47
J14 Auburn	W	73	61
J16 Alabama	L	44	63
J19 Florida	L	70	86
J22 Tennessee	L	50	68
J28 Kentucky*	L	51	88
J31 Lipscomb	W	80	69
F2 Georgia Tech*	W	92	67
F4 Mississippi*	W	59	51
F9 Mississippi State	W	86	61
F11 Tulane*	W	84	63
F16 Georgia	W	73	51
F18 Georgia Tech	W	83	58
F21 Kentucky	L	45	75
F28 Georgia (S)	W	61	49
F29 Florida (S) [OT]	L	63	66

(W) SWC Tournament, Dallas, Texas

(S) SEC Tournament, Louisville, Ky.

1952-53 — WON 10, LOST 9 (5-8 in SEC/T7th)

Head Coach: Bob Polk
Captain: Bob White

D1 Duke	L	88	94
D6 Virginia*	W	90	83
D8 Lipscomb*	W	92	66
D20 Texas*	W	84	66
D22 Baylor*	W	73	66
D30 Tennessee*	W	77	69
J1 Yale*	W	95	67
J3 Tulane	L	53	76
J5 LSU	L	61	74



ANNUAL RECORDS

J10	Georgia Tech*	W	72	60
J12	Florida*	W	85	73
J17	Georgia*	W	97	66
J24	Tennessee	L	79	83
J26	Georgia Tech	L	79	85
F7	Auburn*	L	66	71
F14	Mississippi State	L	75	82
F16	Mississippi	L	65	79
F23	Alabama*	L	80	88
F28	Tennessee*	W	85	64

1953-54 — WON 12, LOST 10 (5-9 in SEC/T8th)

Head Coach: Bob Polk
Captain: Dan Finch

D1	Sewanee*	W	76	59
D5	Texas Tech*	W	75	71
D7	Duke*	W	71	66
D12	SMU*	W	72	65
D19	Baylor*	W	65	60
D21	Rice*	L	60	79
D30	Auburn*	W	96	48
J2	MTSU*	W	86	65
J9	Tennessee	L	53	62
J11	Georgia Tech	W	65	55
J16	Mississippi State*	W	79	69
J18	Mississippi*	L	74	78
J23	Georgia Tech*	W	84	65
J30	Kentucky*	L	63	85
F6	Auburn	L	73	76
F8	Alabama	L	75	87
F13	Tulane*	L	63	71
F15	LSU*	L	69	82
F22	Kentucky	L	64	100
F27	Florida	W	76	68
M1	Georgia	W	83	67
M6	Tennessee*	L	76	80

1954-55 — WON 16, LOST 6 (9-5 in SEC/T3rd)

Head Coach: Bob Polk

D4	Sewanee*	W	88	48
D6	Washington & Lee*	W	104	88
D11	TCU*	W	71	50
D20	Texas*	W	94	67
D29	Stanford*	L	64	72
J1	Mississippi*	W	94	69
J3	William & Mary*	W	86	61
J8	Tennessee	W	73	69
J10	Georgia Tech	W	71	69
J15	Mississippi State	W	72	52
J17	Mississippi	L	63	77
J22	Georgia Tech*	W	83	63
J24	Lipscomb*	W	88	61
J29	Kentucky*	L	71	75
F5	Auburn*	W	79	74
F7	Alabama*	W	78	57
F12	Tulane	L	58	62
F14	LSU	L	59	66
F19	Tennessee*	W	76	71
F21	Kentucky	L	59	71

1955-56 — WON 19, LOST 4 (11-3 in SEC/3rd)

Head Coach: Bob Polk
Game Captains

D1	Sewanee*	W	84	45
D3	Texas A&M*	W	79	69
D5	Ohio State	W	76	67
D10	Oklahoma*	W	78	69
D19	Georgia*	W	85	61

D21	Nebraska	W	66	48
D23	Iowa State	L	76	87
D29	New Mexico A&M*	W	64	40
J3	William & Mary* [20T]	W	89	80
J7	Tennessee	W	84	57
J9	Georgia Tech	W	72	59
J14	Mississippi*	W	88	73
J16	Georgia Tech*	W	67	64
J21	Kentucky*	W	81	73
J28	Mississippi State*	W	69	49
F4	Georgia	W	69	56
F6	Alabama	L	61	88
F11	LSU*	W	107	68
F13	Tulane*	W	74	67
F18	Tennessee*	W	96	68
F20	Kentucky	L	55	76
F25	Florida	W	80	75
F27	Auburn	L	65	74

1956-57 — WON 17, LOST 5 (10-4 in SEC/2nd)

Head Coach: Bob Polk
Game Captain

D1	Minnesota	L	60	63
D4	Sewanee*	W	87	45
D8	Mississippi*	W	90	61
D17	Texas*	W	94	67
D19	New Mexico*	W	81	59
D22	Nebraska*	W	78	54
D29	Arizona*	W	107	76
J2	William & Mary*	W	80	65
J5	Tennessee	W	71	68
J7	Georgia Tech	W	81	73
J12	Mississippi	L	66	68
J14	Mississippi State	L	62	63
J19	Georgia Tech*	W	93	74
J26	Kentucky*	L	83	91
F2	Auburn*	W	83	78
F4	Alabama*	W	61	50
F9	LSU	W	78	66
F11	Tulane	W	71	53
F16	Tennessee*	W	69	62
F18	Kentucky	L	78	80
F23	Florida*	W	75	59
F25	Georgia*	W	75	51

1957-58 — WON 14, LOST 11 (7-7 in SEC/7th)

Head Coach: Bob Polk
Captain: Jim Henry

D2	Sewanee*	W	91	53
D7	Minnesota*	L	85	89
D9	VMI*	W	105	74
D14	SMU	L	58	72
D16	Southwestern*	W	98	48
D18	The Citadel*	W	90	61
D21	Georgia*	W	74	64
D23	N. Mexico A&M*	W	73	59
D28	Maryland (S)	L	56	71
D29	Loyola (La.) (S)	L	80	84
J2	Brigham Young*	W	89	56
J4	Tennessee	L	55	67
J6	Kentucky*	L	81	86
J11	Mississippi*	W	68	59
J13	Mississippi State*	W	74	62
J18	Georgia Tech	L	60	81
F1	Auburn	L	69	77
F3	Alabama	L	60	65
F8	LSU*	W	78	60
F10	Tulane*	W	80	65
F15	Tennessee*	W	83	70
F17	Kentucky	L	61	65

F22	Florida	L	53	73
F24	Georgia	W	69	66
M1	Georgia Tech*	W	60	59

(S) Sugar Bowl Tournament

1958-59 — WON 14, LOST 10 (8-6 in SEC/T5th)

Acting Head Coach: Roy Skinner
Captain: Jim Henry

D2	Sewanee*	W	71	42
D6	Minnesota	L	76	77
D8	Missouri [OT]	L	72	78
D13	SMU	L	72	80
D15	Hardin-Simmons*	W	80	52
D17	Wyoming*	W	70	65
D20	Dartmouth*	W	87	71
D29	Virginia*	W	75	64
D30	Navy*	L	61	67
J3	Tennessee	L	60	65
J6	Kentucky*	W	75	66
J10	Mississippi [OT]	W	79	74
J12	Mississippi State	L	65	83
J17	Georgia Tech	L	61	80
J31	Auburn*	L	61	64
F2	Alabama*	W	81	59
F7	LSU	W	72	57
F9	Tulane [OT]	W	64	62
F14	Tennessee*	W	76	60
F18	Kentucky	L	71	83
F21	Florida	W	77	66
F23	Georgia*	W	78	50
F28	Georgia Tech*	L	67	71
M5	Baylor*	W	61	60

1959-60 — WON 14, LOST 9 (7-7 in SEC/T6th)

Head Coach: Bob Polk
Captain: Ben Rowan

D1	Sewanee*	W	87	68
D5	Minnesota*	L	59	72
D7	Arkansas State*	W	98	66
D10	Rice	W	82	72
D12	SMU	L	67	86
D15	Georgia*	W	79	67
D19	South Carolina*	W	85	73
D28	Yale*	W	76	65
D29	Princeton*	W	72	54
J2	Tennessee	L	60	72
J5	Kentucky*	L	59	76
J9	Mississippi*	L	66	58
J11	Mississippi State*	W	79	72
J16	Georgia Tech [OT]	L	66	74
J30	Auburn	L	54	55
F1	Alabama	L	54	61
F6	LSU*	W	80	68
F8	Tulane* [OT]	W	68	64
F13	Tennessee*	W	63	53
F16	Kentucky	L	60	68
F20	Florida [OT]	L	75	81
F22	Georgia	W	80	75
F27	Georgia Tech*	W	62	57

1960-61 — WON 19, LOST 5 (10-4 in SEC/T2nd)

Head Coach: Bob Polk
Captain: Bill Depp

D2	Michigan*	W	58	43
D5	Florida State*	W	75	55
D10	SMU*	W	76	64
D12	Alabama	W	77	61

D17	Rice*	W	70	44
D19	Texas Tech	W	80	78
D21	New Mexico	W	66	59
D30	UT-Chattanooga*	W	92	78
J3	Sewanee*	W	80	57
J7	Tennessee	W	68	66
J9	Kentucky*	W	64	62
J14	Mississippi State	L	65	74
J16	Mississippi	L	72	74
J21	Georgia Tech	W	69	56
F4	Auburn*	W	58	53
F6	Alabama*	W	73	70
F11	Tulane	W	63	60
F13	LSU	L	61	65
F18	Tennessee*	W	76	60
F21	Kentucky	L	59	60
F25	Florida*	W	77	60
F27	Georgia*	W	87	76
M4	Georgia Tech*	W	79	59
M9	Kentucky (N)	L	67	88

(N) NCAA Tournament, Knoxville

1961-62 — WON 12, LOST 12 (6-8 in SEC/T6th)

Head Coach: Roy Skinner
Captain: Bobby Bland

D4	Sewanee*	W	76	43
D9	Texas Tech*	L	64	71
D11	Alabama* [OT]	W	65	63
D16	Army*	W	67	52
D19	Rice	L	64	71
D21	SMU	L	73	91
D23	Missouri*	W	77	65
D28	Virginia Tech (G)	L	78	79
D29	Navy (G)	W	77	74
J2	Yale*	W	79	69
J6	Tennessee	L	83	85
J8	Kentucky*	L	68	77
J13	Mississippi State*	W	100	86
J15	Mississippi*	W	80	58
J20	Georgia Tech	L	66	71
F3	Auburn	L	68	89
F5	Alabama	L	76	82
F10	Tulane*	W	77	65
F12	LSU*	W	70	67
F17	Tennessee*	W	97	76
F19	Kentucky	L	80	87
F24	Florida	L	68	78
F26	Georgia	L	69	71
M3	Georgia Tech*	W	88	74

(G) Gator Bowl Tournament

1962-63 — WON 16, LOST 7 (9-5 in SEC/4th)

Head Coach: Roy Skinner
Captain: John Russell

D4	Rice*	W	80	68
D8	SMU*	W	69	62
D11	Duke	L	70	90
D15	Pennsylvania	L	70	74
D18	Louisville*	W	95	72
D22	Virginia Tech*	W	80	72
D28	Clemson (P)	W	60	58
D29	Furman (P)	W	69	68
J2	Western Kentucky*	W	71	69
J5	Tennessee	W	68	50
J7	Kentucky*	L	82	106
J12	Mississippi State	L	55	58
J14	Mississippi*	W	79	72
F2	Auburn*	L	59	62
F4	Alabama*	W	74	73
F8	LSU	L	56	63



ANNUAL RECORDS

F9	Tulane	W	80	69
F13	Georgia Tech	L	62	67
F16	Tennessee*	W	74	72
F18	Kentucky	W	69	67
F23	Florida*	W	78	74
F25	Georgia*	W	82	64
M2	Georgia Tech*	W	75	74

(P) Poinsettia Tournament

1963-64—WON 19, LOST 6 (8-6 in SEC/T4th)

Head Coach: Roy Skinner
Game Captains

D2	Rice	W	82	68
D3	SMU	W	79	60
D7	Western Kentucky	W	82	60
D11	Duke* [OT]	W	97	92
D14	Arkansas*	W	101	77
D18	TCU*	W	113	56
D21	Louisville	W	91	82
D27	Memphis* (V)	W	85	79
D28	South Carolina* (V)	W	106	78
D31	VMI*	W	87	71
J4	Tennessee	L	55	57
J6	Kentucky*	W	85	83
J11	Mississippi State*	W	90	56
J13	Mississippi*	W	88	81
J28	Arkansas State*	W	108	73
F1	Auburn	L	63	81
F3	Alabama	W	111	73
F7	Tulane*	W	96	64
F8	LSU*	W	66	64
F12	Georgia Tech	L	71	75
F15	Tennessee*	L	62	64
F17	Kentucky	L	73	104
F22	Florida	W	91	78
F24	Georgia	L	69	81
F29	Georgia Tech*	W	103	89

(V) Vanderbilt Invitational

1964-65 — WON 24, LOST 4 SEC CHAMPIONS (15-1 in SEC/1st)

Head Coach: Roy Skinner
Captain: John Ed Miller

D3	Rice*	W	78	49
D5	SMU*	W	99	67
D8	Western Kentucky*	W	94	79
D12	Virginia Tech	L	64	69
D14	North Carolina	L	78	84
D18	Baylor* (V)	W	97	78
D19	Oklahoma State* (V)	W	60	58
D22	Miami (Ohio)*	W	74	68
D29	Texas Tech*	W	83	73
D30	Louisville*	W	80	47
J2	Tennessee*	W	77	72
J5	Kentucky	W	97	79
J9	Mississippi State	W	94	70
J11	Georgia	W	75	62
J25	Mississippi	W	84	70
J30	Auburn*	W	105	77
F6	Tulane	W	85	67
F8	LSU	W	96	85
F13	Tennessee	L	66	79
F16	Kentucky*	W	91	90
F20	Florida*	W	80	78
F22	Georgia*	W	89	72
F27	Alabama*	W	75	54
M1	Auburn	W	79	64
M6	Tulane*	W	85	62
M8	LSU*	W	106	69
M12	DePaul (N)	W	83	78
M13	Michigan (N)	L	85	87

(V) Vanderbilt Invitational
(N) NCAA Mideast Regionals,
Lexington, Ky.

1965-66 — WON 22, LOST 4 (13-3 in SEC East/2nd)

Head Coach: Roy Skinner
Captain: Clyde Lee

D1	Wittenberg*	W	87	59
D7	Tennessee	W	53	50
D11	North Carolina*	W	81	72
D13	Wake Forest*	W	102	82
D17	Army (L)	W	71	62
D18	West. Kentucky (L)	W	72	69
D21	California*	W	91	64
D23	Northwestern	W	59	58
D28	Syracuse* (V)	W	113	98
D29	USC* (V)	L	72	74
D30	Purdue* (V)	W	94	72
J4	Tulane*	W	91	69
J8	Georgia	W	77	63
J10	Mississippi*	W	106	58
J12	Tennessee*	W	53	52
J15	Kentucky	L	83	96
J29	LSU*	W	98	66
J31	Auburn*	W	68	63
F2	Kentucky*	L	90	105
F12	Alabama [OT]	W	71	63
F14	Auburn	W	91	76
F19	Florida	W	89	86
F21	Georgia*	W	117	97
F26	LSU	W	102	84
F28	Tulane	W	97	72
M5	Mississippi State*	L	90	92

(L) L.A. Classic
(V) Vanderbilt Invitational

1966-67—WON 21, LOST 5 (14-4 in SEC/T2nd)

Head Coach: Roy Skinner
Captain: Jerry Southwood

D1	Western Kentucky	W	76	70
D3	SMU*	W	89	76
D5	Southwestern La.*	W	101	68
D10	Wake Forest	W	88	82
D13	Duke	L	89	97
D16	Portland* (V)	W	98	63
D17	LaSalle* (V)	W	100	95
D19	Florida*	W	77	69
D21	Northwestern*	W	116	92
D31	Auburn	L	51	64
J2	Alabama [OT]	W	84	81
J5	Kentucky [OT]	W	91	89
J9	Tennessee*	W	65	59
J14	Mississippi [20T]	W	78	70
J16	Auburn*	W	71	65
J28	Mississippi State*	W	79	64
J30	LSU	W	79	77
F4	Florida	L	75	83
F6	Georgia [20T]	W	51	41
F11	Mississippi*	W	72	67
F18	Tennessee	L	53	70
F20	Alabama*	W	117	80
F25	Georgia*	W	71	61
F27	Mississippi State	L	71	74
M4	Kentucky*	W	110	94
M6	LSU*	W	75	66

(V) Vanderbilt Invitational

1967-68—WON 20, LOST 6 (12-6 in SEC/3rd)

Head Coach: Roy Skinner
Co-Captains:

Bob Warren, Bo Wyenandt

D2	SMU* [OT]	W	88	84
D4	Auburn*	W	78	65
D9	North Carolina*	W	89	76
D12	Davidson* [OT]	W	81	79
D16	Duke*	W	76	75
D18	Florida	L	72	74
D22	Seton Hall* (V)	W	85	67
D23	Oregon* (V)	W	70	59
D29	Michigan State (S)	W	73	63
D30	Davidson (S)	W	80	67
J2	Alabama*	W	67	61
J6	Kentucky*	L	78	94
J8	Tennessee	L	62	64
J13	Mississippi*	W	96	70
J15	Auburn	W	74	65
J27	Mississippi State	W	90	69
J29	LSU	W	99	91
F3	Florida*	L	85	91
F5	Georgia*	W	82	77
F10	Mississippi	W	90	72
F17	Tennessee*	W	75	63
F19	Alabama	W	89	74
F24	Georgia	L	77	91
F26	Mississippi State*	W	84	73
M2	Kentucky	L	80	85
M4	LSU	W	115	86

(S) Sugar Bowl
(V) Vanderbilt Invitational

1968-69 — WON 15, LOST 11 (9-9 in SEC East/T5th)

Head Coach: Roy Skinner
Captain: Tom Hagan

D2	SMU*	W	97	94
D7	Davidson	L	84	101
D9	North Carolina	L	78	100
D14	Mississippi State*	W	108	87
D16	Bowling Green*	W	92	67
D20	Rice* (V)	W	85	77
D21	Kansas State* (V)	W	92	80
D23	USC*	W	85	75
D30	North Carolina State	W	65	59
J4	Georgia	L	80	102
J6	Florida	W	62	55
J9	LSU*	W	94	92
J11	Alabama*	W	76	73
J13	Mississippi*	W	62	55
J25	Auburn*	L	79	92
F1	Kentucky	L	89	103
F3	Tennessee	L	61	65
F8	Georgia*	L	83	90
F10	Florida*	L	73	75
F12	Mississippi	L	67	75
F15	Alabama	W	89	74
F17	LSU	W	85	83
F22	Auburn	L	75	85
M1	Kentucky*	W	101	99
M3	Tennessee*	L	60	70
M8	Mississippi State	W	120	83

(V) Vanderbilt Invitational

1969-70 — WON 12, LOST 14 (8-10 in SEC/6th)

Head Coach: Roy Skinner
Captain: Perry Wallace

D1	The Citadel*	W	89	58
D3	Mississippi	W	87	75
D6	USC	L	89	108
D8	SMU	W	104	99
D11	LSU	L	86	109
D13	Mississippi State	W	93	79
D15	Kansas State	L	78	91
D19	Dartmouth* (V)	L	82	83
D20	St. Louis* (V)	W	76	66
D22	North Carolina St.*	L	70	76
D27	Portland*	W	124	73
J3	Georgia*	L	68	72
J5	Florida*	W	90	79
J10	Alabama	W	88	85
J24	Auburn*	L	75	84
J31	Kentucky*	W	89	81
F2	Tennessee*	L	72	77
F7	Georgia	L	90	94
F9	Florida	L	79	81
F11	Mississippi*	L	80	83
F14	LSU*	L	89	99
F16	Alabama*	W	101	79
F21	Auburn	W	92	74
F28	Kentucky	L	86	90
M2	Tennessee	L	76	83
M7	Mississippi State*	W	78	72

(V) Vanderbilt Invitational

1970-71—WON 13, LOST 13 (9-9 in SEC/T4th)

Head Coach: Roy Skinner
Captains: Ralph Mayes,
Thorpe Weber

D1	Louisville*	L	74	82
D5	Miami (Ohio)*	W	74	67
D8	Illinois	L	79	96
D12	Mississippi State*	W	86	73
D14	Kansas State*	L	74	81
D18	Clemson* (V)	W	75	61
D19	St. John's* (V)	L	81	85
D22	Mississippi*	W	130	112
D29	Cincinnati (S)	W	86	83
D30	Toledo (S)	W	92	76
J2	Georgia	W	76	69
J4	Florida [30T]	L	82	84
J9	Alabama*	W	93	76
J23	Auburn*	W	107	86
J30	Kentucky	L	92	102
F1	Tennessee	W	65	60
F6	Georgia*	W	74	60
F8	Florida*	W	92	81
F10	Mississippi	L	88	94
F13	LSU	W	81	75
F15	Alabama	L	74	75
F20	Auburn	L	94	96
F27	Kentucky*	L	90	119
M1	Tennessee*	L	69	79
M4	LSU*	L	85	87
M6	Mississippi State	L	73	81

(V) Vanderbilt Invitational
(S) Sugar Bowl Tournament



ANNUAL RECORDS

1971-72—WON 16, LOST 10 (10-8 in SEC/4th)

Head Coach: Roy Skinner
Captain: Tom Arnholt

D2	SMU	L	79	89
D4	St. John's	L	81	98
D6	Boston College	W	82	75
D10	Bradley (V)	W	82	80
D11	Memphis (V)	W	83	82
D23	Illinois*	W	95	92
D30	Rice*	W	105	87
J1	Mississippi State	L	69	76
J3	LSU	W	80	73
J8	Georgia*	W	80	76
J10	Florida*	W	104	87
J15	Alabama	L	76	79
J18	Cornell*	W	101	80
J24	Kentucky	L	80	106
J26	Mississippi	L	65	92
J29	Auburn*	W	85	77
F5	Kentucky* [OT]	L	80	85
F7	Tennessee*	L	75	81
F12	Georgia	L	91	98
F14	Florida	W	90	74
F16	Mississippi*	W	89	83
F19	LSU*	W	104	83
F21	Alabama*	W	111	91
F26	Auburn	W	93	87
M6	Tennessee	L	74	87
M9	Mississippi State*	W	104	82

(V) Vanderbilt Invitational

1972-73—Won 20, Lost 6 (13-5 in SEC/T2nd)

Head Coach: Roy Skinner
Captain: Jan van Breda Kolff

N30	Louisville	W	66	57
D2	Kansas	W	72	64
D4	SMU*	W	98	78
D8	Columbia* (V)	W	70	61
D9	West. Kentucky* (V)	W	103	88
D11	MTSU	W	69	57
D13	Mississippi*	W	59	57
D23	Boston College*	W	78	62
D30	Memphis*	L	71	74
J2	LSU	W	71	66
J6	Georgia	W	89	86
J8	Florida	L	72	80
J13	Alabama*	L	77	83
J17	Mississippi	W	59	49
J20	Mississippi State*	W	75	69
J22	Kentucky*	W	76	75
J27	Auburn	L	77	81
F3	Kentucky	W	83	76
F5	Tennessee	L	62	72
F10	Georgia*	W	87	52
F12	Florida*	W	78	71
F17	LSU*	W	82	72
F19	Alabama	L	78	87
F24	Auburn*	W	98	70
M3	Tennessee*	W	86	74
M10	Mississippi State	W	74	70

(V) Vanderbilt Invitational

1973-74—WON 23, LOST 5 SEC CHAMPIONS (15-3 in SEC/1st)

Head Coach: Roy Skinner
Captain: Jan van Breda Kolff

D1	Rice (I)	W	89	80
D3	Texas Tech	W	84	82
D7	Nebraska* (V)	W	82	58

D8	Tennessee St.* (V)	W	67	66
D11	Memphis	W	75	71
D13	Samford* [OT]	W	69	65
D22	Kansas*	W	83	72
D29	Vermont*	W	91	56
J5	Alabama*	W	73	72
J7	Mississippi State*	W	75	69
J12	LSU	L	81	84
J14	Georgia	W	91	71
J19	Auburn*	W	96	51
J21	Tennessee	W	82	65
J26	Mississippi*	W	71	56
J28	Kentucky	W	82	65
F2	Florida*	W	58	52
F4	Alabama	W	67	65
F9	Mississippi State	W	60	59
F11	LSU*	W	91	88
F16	Georgia*	W	83	78
F18	Auburn	W	89	79
F23	Tennessee*	L	53	59
F25	Mississippi	W	84	68
M2	Kentucky*	W	71	69
M9	Florida	L	77	80
M14	Marquette (N)	L	61	69
M16	Notre Dame (N)	L	88	118

(I) Preseason NIT
(V) Vanderbilt Invitational
(N) NCAA Midwest Regionals

1974-75—Won 15, Lost 11 (10-8 in SEC/5th)

Head Coach: Roy Skinner
Captains: Jeff Fosnes, Butch Feher, Joe Ford

D2	St. John's*	W	73	53
D6	Virginia Tech* (V)	W	75	72
D7	So. Illinois* (V)	W	79	72
D9	Texas Tech*	W	95	86
D20	USC#	L	93	98
D21	Jacksonville# [2OT]	L	104	107
D23	Nebraska	L	66	81
D30	MTSU*	W	81	68
J4	Alabama	L	71	104
J6	Mississippi State	W	96	85
J11	LSU*	W	91	82
J13	Georgia*	W	102	80
J18	Auburn	L	89	93
J20	Tennessee*	L	61	65
J25	Mississippi	W	80	66
J27	Kentucky*	L	90	91
F1	Florida [OT]	L	90	101
F3	Alabama*	L	72	86
F8	Mississippi State*	W	76	72
F10	LSU	W	83	74
F15	Georgia	W	81	78
F17	Auburn*	W	85	78
F22	Tennessee	L	71	75
F24	Mississippi*	W	86	80
M1	Kentucky	L	84	109
M8	Florida*	W	102	83

(V) Vanderbilt Invitational
#—Trojan Invitational

1975-76—WON 16, LOST 11 (12-6 in SEC/3rd)

Head Coach: Roy Skinner
Captain: Joe Ford

N29	Iowa State	W	105	80
D2	Michigan	L	63	90
D5	USC* (V)	L	72	77
D6	Holy Cross* (V)	W	106	91
D13	Arkansas State*	W	81	65

D20	UNC-Charlotte*	L	61	78
D22	Nebraska*	L	57	68
D27	Boston College*	W	75	71
D29	Virginia Tech	L	85	99
J3	Alabama	L	66	83
J5	Mississippi State	W	71	66
J10	Georgia* [OT]	W	95	85
J12	Tennessee*	W	77	66
J17	Kentucky	L	76	77
J24	Auburn	W	71	59
J26	Florida [OT]	W	85	81
J31	LSU*	W	103	90
F2	Mississippi*	W	61	60
F7	Georgia [2OT]	W	71	69
F9	Tennessee	L	59	73
F14	Kentucky*	W	69	65
F21	Auburn*	W	80	72
F23	Florida*	W	71	67
F28	LSU	L	75	89
M1	Mississippi	L	72	81
M6	Mississippi State*	W	76	75
M8	Alabama* [OT]	L	77	84

(V) Vanderbilt Invitational

1976-77—WON 10, LOST 16 (6-12 in SEC/T6th)

Head Coach: Wayne Dobbs
Captain: Dicky Keffer

N27	Kansas State	L	66	89
D1	Louisville* [OT]	L	76	81
D4	St. John's	L	53	63
D6	Michigan*	L	76	97
D11	Mercer*	W	35	33
D21	Iowa State*	W	69	68
D23	Tennessee Tech*	W	106	71
D29	MTSU*	W	62	59
J3	Tennessee*	L	69	73
J5	Georgia*	W	72	69
J8	Kentucky*	L	62	64
J15	Florida	L	72	83
J17	Auburn	L	69	74
J22	Mississippi* [OT]	W	77	72
J24	LSU*	W	68	67
J29	Mississippi State	L	77	102
J31	Alabama	L	82	96
F5	Kentucky	L	73	113
F12	Florida*	W	85	72
F14	Auburn* [OT]	L	71	76
F19	Mississippi*	L	66	75
F21	LSU	L	74	95
F26	Mississippi State*	W	68	66
F28	Alabama*	L	77	78
M5	Georgia	W	74	71
M7	Tennessee	L	55	65

1977-78—WON 10, LOST 17 (6-12 in SEC/8th)

Head Coach: Wayne Dobbs
Game Captains

N26	Tennessee Tech	L	71	72
N29	St. John's*	L	54	59
D3	Louisville	L	66	96
D5	Kansas State*	L	55	69
D8	The Citadel [OT]	W	53	50
D10	Rice	W	87	69
D12	Cal Poly-Pomona*	W	88	72
D22	Virginia Tech*	L	75	76
D28	Richmond*	W	101	68
J2	Kentucky	L	59	72
J7	Auburn	L	61	74
J9	Florida	L	65	67
J14	Mississippi*	W	66	63
J16	LSU*	L	55	77

J21	Alabama	L	59	66
J23	Mississippi State	L	73	79
J28	Georgia*	W	64	56
J30	Tennessee*	W	56	55
F4	Auburn*	W	91	78
F6	Florida* [2OT]	W	59	57
F11	Mississippi	L	57	61
F13	LSU	L	73	80
F18	Alabama* [OT]	W	71	69
F20	Mississippi State*	L	48	55
F25	Georgia	L	62	64
F27	Tennessee	L	46	59
M6	Kentucky*	L	68	78

1978-79—WON 18, LOST 9 (11-7 in SEC/T3rd)

Head Coach: Wayne Dobbs

N24	Virginia Union#	W	75	63
N25	Richmond#	W	70	59
N27	San Francisco State*	W	82	52
D4	The Citadel*	W	78	63
D7	Tennessee Tech*	W	99	78
D11	SMU	L	64	68
D13	Cal Poly-Pomona*	W	65	62
D23	Rice*	W	88	59
J3	Auburn	W	57	55
J6	Mississippi*	W	94	70
J8	LSU*	W	88	87
J13	Mississippi State	L	68	74
J15	Alabama [OT]	W	75	73
J20	Georgia*	W	78	76
J22	Tennessee*	L	70	71
J24	Florida	W	57	56
J27	Auburn*	W	66	59
J29	Florida* [OT]	L	87	90
F3	Mississippi	W	66	58
F5	LSU	L	71	92
F7	Kentucky*	W	68	58
F10	Miss. State* [OT]	W	70	68
F12	Alabama*	W	65	57
F17	Georgia	L	60	63
F19	Tennessee	L	78	83
F23	Kentucky	L	70	96
F28	Auburn (S)	L	53	59

#—Spider Classic, Richmond, Va.
(S) SEC Tournament, Birmingham, Ala.

1979-80—WON 13, LOST 13 (7-11 in SEC/T6th)

Head Coach: Richard Schmidt
Captains: Mark Elliott,

Clarence Smith, Tommy Springer

N30	Rice*	W	94	75
D4	Texas Wesleyan*	W	110	85
D6	Mississippi State*	L	106	110
D8	Memphis	W	87	72
D10	Cal Poly-Pomona*	W	90	74
D15	Alabama	L	68	90
D20	Texas Tech* [OT]	L	86	89
D27	Georgia State	W	65	53
D29	SMU*	W	88	77
J2	LSU*	W	77	66
J5	Georgia	L	66	88
J9	Auburn*	W	66	57
J12	Tennessee	L	63	71
J16	Mississippi*	L	66	67
J19	Kentucky	L	90	106
J21	Florida*	W	105	85
J26	Mississippi State*	W	92	74
J30	LSU	L	81	83
F2	Georgia*	W	70	69
F6	Auburn	W	77	73



ANNUAL RECORDS

F9	Tennessee*	L	48	51
F13	Mississippi	L	78	89
F15	Kentucky*	L	73	91
F20	Florida	W	74	71
F23	Alabama*	L	72	79
F27	Florida (S)	L	71	72

(S) SEC Tournament, Birmingham, Ala.

1980-81—WON 15, LOST 14 (7-11 in SEC/7th)

Head Coach: Richard Schmidt
Captains: Brian Allsmiller, Charles Davis, Mike Rhodes

N28	Iona#	W	92	56
N29	Western Kentucky#	W	78	76
D1	Iowa State*	W	97	87
D9	Duke* [OT]	L	69	72
D20	North Alabama*	W	111	79
D23	Memphis*	W	111	96
D27	Alabama*	W	93	91
D29	Tennessee Tech* %	W	97	64
D30	Boston College* %	L	72	87
J3	Mississippi State*	W	79	61
J7	LSU	L	61	77
J10	Georgia*	W	70	55
J14	Auburn	W	97	81
J17	Tennessee*	L	66	72
J21	Mississippi	L	44	46
J24	Kentucky*	L	64	78
J28	Florida	W	72	70
J31	Mississippi State	L	68	69
F4	LSU*	L	81	86
F7	Georgia	L	72	80
F11	Auburn*	L	55	69
F14	Tennessee	L	72	79
F18	Mississippi*	W	52	50
F21	Kentucky	L	48	80
F25	Florida*	W	73	64
F28	Alabama	L	68	82
M4	Mississippi State (S)	W	71	58
M5	Kentucky (S)	W	60	55
M6	Mississippi (S)	L	51	71

Wendy's Invitational, Bowling Green, Ky.

% Music City Invitational Tournament

(S) SEC Tournament, Birmingham, Ala.

1981-82—WON 15, LOST 13 (7-11 in SEC/T7th)

Head Coach: C. M. Newton
Captains: John Derenbecker, Willie Jones

N28	Duke [2OT]	W	76	75
D4	Cal St.-Long Beach#	W	72	70
D5	Arizona State#	L	53	65
D12	Alabama	L	68	79
D14	North Alabama*	W	116	88
D19	Indiana State*	W	72	66
D23	Samford*	W	98	63
D28	Austin Peay St.* (V)	W	74	55
D29	Ala.-Anchorage* (V)	W	72	68
J2	Mississippi State	W	66	53
J6	LSU*	L	73	80
J9	Georgia	L	53	76
J13	Auburn*	W	78	69
J16	Tennessee [OT]	L	69	71
J20	Mississippi*	W	65	55
J23	Kentucky	W	58	67
J27	Florida*	W	51	48
J30	Mississippi State*	L	31	33
F3	LSU	L	70	78
F6	Georgia*	L	57	68
FJ	Auburn	W	71	60

F13	Tennessee*	L	55	59
F17	Mississippi [OT]	L	48	51
F20	Kentucky*	L	69	73
F24	Florida	W	81	67
F27	Alabama*	W	80	63
M3	Florida (S) [OT]	W	47	46
M4	Tennessee (S)	L	54	57

Fiesta Classic, Tempe, Ariz.

(V) Music City Invitational Tournament

(S) SEC Tournament, Lexington, Ky.

1982-83—WON 19, LOST 14 (9-9 in SEC/T4th)

Head Coach: C. M. Newton
Captains: James Williams, Ted Young

N26	Illinois#	W	58	47
N27	Clemson#	W	72	63
N28	Louisville#	L	70	80
D4	Western Carolina*	W	81	66
D7	St. Louis*	W	88	67
D11	Duke*	W	74	65
D13	Illinois [2OT]	L	77	79
D18	Clemson	W	75	72
D22	MTSU*	W	64	53
D27	East. Kentucky* (V)	W	82	71
D28	Manhattan* (V)	W	85	71
J3	LSU*	W	67	65
J5	Mississippi*	L	62	77
J8	Mississippi State	L	48	64
J11	Alabama	W	81	79
J15	Florida*	W	69	58
J17	Auburn*	W	64	62
J22	Kentucky* [OT]	L	77	82
J24	South Carolina	L	71	85
J29	Tennessee	W	61	60
J31	Georgia	L	61	86
F5	Mississippi State*	W	63	60
F7	Alabama*	W	61	60
F12	Florida	L	54	61
F14	Auburn	L	71	72
F19	Kentucky	L	63	82
F24	Tennessee*	W	69	68
F28	Georgia*	W	71	70
M3	LSU	L	53	66
M5	Mississippi	L	51	62
M11	Mississippi State (S)	L	61	76
M15	East Tenn. State* (I)	W	79	74
M21	Wake Forest* (I)	L	68	75

Great Alaska Shootout, Anchorage, Ak.

(V) Music City Invitational Tournament

(S) SEC Tournament, Birmingham, Ala.

(I) National Invitation Tournament

1983-84—WON 14, LOST 15 (8-10 in SEC/T7th)

Head Coach: C. M. Newton
Captains: Jeff Turner, Al McKinney, Jimmy Lenz

N26	Duke	L	74	78
N30	Iowa State [OT]	L	72	73
D6	Illinois*	L	55	69
D10	Eastern Kentucky*	W	105	63
D17	Clemson*	L	62	70
D21	Austin Peay State*	W	56	50
D27	Air Force* (V)	W	69	52
D28	South Florida* (V)	W	58	44
J1	LSU	L	66	73
J4	Mississippi	W	76	55
J7	Mississippi State*	W	67	54
J11	Alabama*	W	69	67
J15	Florida	L	59	73

J17	Auburn	W	73	71
J20-	Kentucky	L	46	67
J23	South Carolina*	W	69	63
J28	Tennessee*	L	69	76
J30	Georgia* [OT]	W	81	74
F2	Mississippi State	W	57	54
F6	Alabama	L	73	80
F11	Florida*	L	63	71
F13	Auburn*	L	67	73
F19	Kentucky*	L	54	58
F25	Tennessee	L	61	67
F27	Georgia	L	71	98
M1	LSU*	W	74	68
M3	Mississippi*	W	70	60
M7	Mississippi* (S)	W	77	57
M8	Auburn* (S)	L	58	59

(V) Music City Invitational

(S) SEC Tournament, Nashville

1984-85 — WON 11, LOST 17 (4-14 in SEC/10th)

Head Coach: C. M. Newton
Captain: Phil Cox

N30	Yale*	W	87	72
D3	MTSU*	W	94	82
D6	Vermont*	W	73	55
D8	Baylor	W	84	81
D15	Princeton*	W	68	47
D17	Eastern Kentucky*	W	73	59
D22	Indiana State	L	77	88
D28	Columbia* (V)	W	73	59
D29	Clemson* (V)	L	74	81
J2	Mississippi*	W	63	61
J7	Kentucky	L	58	75
J10	Florida*	L	64	68
J12	Georgia	L	73	80
J16	Tennessee	L	79	87
J19	LSU*	L	68	69
J23	Alabama	L	77	79
J26	Mississippi State*	L	70	71
J30	Auburn*	L	80	86
F2	Mississippi*	L	55	60
F7	Kentucky*	L	62	68
F9	Florida	L	66	78
F13	Georgia*	W	69	68
F16	Tennessee*	W	85	82
F20	LSU	L	55	64
F23	Alabama*	L	56	81
F27	Mississippi State	W	81	71
M2	Auburn	L	58	84
M6	Tennessee (S)	L	51	71

(V) Music City Invitational Tournament

(S) SEC Tournament, Birmingham, Ala.

1985-86 — WON 13, LOST 15 (7-11 in SEC/7th)

Head Coach: C. M. Newton
Captains: Brett Burrow, Jeff Gary

N29	South Florida (C)	L	65	66
N30	ETSU (C)	W	75	72
D4	Duke*	L	74	84
D7	Baylor*	W	85	61
D9	Austin Peay State*	W	82	75
D14	Pennsylvania*	W	89	76
D21	Princeton	W	49	44
D27	Davidson* (V)	W	78	69
D28	Iowa State* (V)	L	79	80
J2	Mississippi	W	81	70
J4	Kentucky*	L	71	80
J8	Florida	L	55	86
J11	Georgia*	W	77	71

J15	Tennessee*	W	60	59
J18	LSU	L	67	84
J22	Alabama*	L	72	85
J25	Mississippi State	L	60	64
J29	Auburn	L	70	97
F1	Mississippi*	W	66	63
F5	Kentucky	L	65	73
F8	Florida*	W	60	59
F12	Georgia	L	70	101
F15	Tennessee	W	66	62
F20	LSU*	L	68	74
F22	Alabama	L	68	69
F26	Mississippi State*	W	77	65
M1	Auburn*	L	65	79
M5	Mississippi State (S)	L	54	62

(C) Clemson IPTAY Tournament,

Clemson, S.C.

(V) Music City Invitational Tournament

(S) SEC Tournament, Lexington, Ky.

1986-87 — WON 18, LOST 16 (7-11 in SEC/T8th)

Head Coach: C. M. Newton
Captains: Steve Reece, Bobby Westbrooks

N28	Va. Common. (H)	W	75	67
N29	Missouri (H)	W	69	54
N30	New Mexico (H)	W	87	71
D3	UT-Chattanooga*	W	93	64
D6	Duke	L	66	78
D9	Indiana*	W	79	75
D13	Pennsylvania	W	71	70
D19	Tennessee Tech* (V)	W	89	65
D20	Kansas State* (V)	W	79	72
D22	LSU	W	63	61
D28	So. Carolina (B) [2OT]	L	91	96
D29	Houston (B)	L	72	73
J3	Tennessee*	L	72	81
J7	Mississippi*	W	66	59
J10	Alabama	L	71	75
J14	Georgia	L	53	76
J17	Auburn*	W	91	75
J21	Kentucky*	L	65	71
J24	Florida	L	81	85
J28	Mississippi State	W	76	57
J31	LSU*	W	66	65
F4	Tennessee [OT]	L	69	79
F6	Notre Dame*	W	60	56
F9	Mississippi	L	54	77
F11	Alabama*	L	67	71
F14	Georgia*	L	59	75
F19	Kentucky	L	54	65
F23	Auburn	L	83	91
F26	Florida*	W	84	76
F28	Mississippi State*	W	66	58
M5	Tennessee	L	57	75
M12	Jacksonville* (I)	W	74	72
M16	Florida State* (I)	W	109	92
M21	So. Mississippi* (I)	L	88	95

(H) Hawaiian Airlines Silversword Invitational Tournament, Wailuku, Hawaii

(V) Music City Invitational Tournament

(B) Sugar Bowl, New Orleans, La.

(S) SEC Tournament, Atlanta, Ga.

(I) National Invitation Tournament, Nashville, Tenn.



ANNUAL RECORDS

1987-88 — WON 20, LOST 11 (10-8 in SEC/T4th)

Head Coach: C. M. Newton

Captains: Will Perdue,
Barry Goheen

N27	Hawaii*	W	91	62
N30	Lehigh*	W	102	91
D5	North Carolina*	W	78	76
D8	Indiana	L	61	63
D19	Ohio*	W	93	77
D21	Morehead State*	W	81	73
D28	East Carolina* (V)	W	99	63
D29	Cornell* (V)	W	95	79
D31	Kentucky	L	74	81
J6	LSU*	L	39	51
J9	Tennessee	L	72	80
J13	Mississippi	W	60	57
J16	Alabama*	W	76	60
J20	Georgia*	W	92	77
J23	Auburn	W	75	71
J27	Kentucky*	W	83	66
J30	Florida*	W	92	65
F3	Mississippi State*	W	82	66
F6	LSU	L	79	94
F10	Tennessee*	W	90	62
F13	Mississippi*	W	93	68
F17	Alabama	L	77	88
F20	Georgia	W	77	71
F24	Auburn*	L	68	81
F27	Notre Dame	W	75	66
M2	Florida	L	65	81
M5	Mississippi State	L	68	73
M11	LSU (S)	L	80	87
M18	Utah State (N1)	W	80	77
M20	Pittsburgh (N1) [OT]	W	80	74
M25	Kansas (N2)	L	64	77

(V) Music City Invitational Tournament
(S) SEC Tournament, Baton Rouge, La.
(N1) NCAA Tournament, Lincoln Neb.
(N2) NCAA Tournament, Pontiac, Mich.

1988-89 — WON 19, LOST 14 (12-6 in SEC/T2nd)

Head Coach: C. M. Newton

Captains: Barry Booker,
Barry Goheen, Frank Kornet

N25	Michigan #	L	66	91
N26	Chaminade #	W	94	70
N27	Ohio State #	L	82	97
N30	Louisville*	W	65	62
D3	UAB	L	69	76
D7	North Carolina	L	77	89
D10	Kansas State	L	62	71
D14	Auburn*	W	93	77
D19	Murray State*	W	74	57
D22	Dartmouth*	W	92	67
D29	Colgate* \$	W	91	55
D30	Stanford* \$	L	68	89
J4	Alabama*	W	73	53
J7	Kentucky	L	61	70
J11	Mississippi [OT]	W	72	65
J14	Georgia*	W	76	75
J18	LSU	L	84	85
J21	Texas*	W	94	79
J25	Florida* [OT]	L	78	81
J28	Mississippi State	W	80	71
F1	Tennessee*	W	68	56
F4	Alabama	L	67	77
F8	Kentucky*	W	81	51
F11	Mississippi*	W	71	69
F15	Georgia	W	85	72
F18	LSU*	W	108	74

F22	Auburn	W	77	62
F25	Florida [OT]	L	80	83
M1	Mississippi State*	W	77	58
M4	Tennessee	L	61	78
M10	Kentucky (S)	W	77	63
M11	Alabama (S)	L	79	83
M17	Notre Dame (N)	L	65	81

Maui Classic
\$ Music City Invitational Tournament
(S) SEC Tournament
(N) NCAA Tournament

1989-90 — WON 21, LOST 14 NIT CHAMPIONS (7-11 in SEC/T7th)

Head Coach: Eddie Fogler

Captains: Eric Reid,
Derrick Wilcox

N27	SMU	W	65	60
N29	Tennessee Tech*	L	76	89
D3	Virginia*	W	68	64
D6	Louisville	L	75	101
D9	Kansas State*	W	91	81
D16	UAB*	W	87	74
D23	Samford*	W	100	76
D29	Ala.-Anchorage* #	W	85	81
D30	Northwestern* #	W	81	80
J3	Alabama	W	68	67
J6	Kentucky*	W	92	85
J10	Mississippi*	W	86	79
J13	Georgia	L	81	108
J16	LSU	L	72	101
J20	Auburn	L	79	82
J24	Florida	W	71	64
J27	Mississippi State*	W	81	68
J31	Tennessee	L	72	73
F2	Alabama*	L	56	65
F7	Kentucky	L	73	100
F10	Mississippi	L	67	68
F14	Georgia*	L	66	67
F18	LSU*	L	108	121
F20	Auburn*	L	74	87
F24	Florida*	W	67	54
F28	Mississippi State	L	68	83
M3	Tennessee*	W	98	74
M8	Florida (S)	W	68	58
M9	Georgia (S) [OT]	W	78	74
M10	Mississippi (S)	L	62	65
M15	La. Tech* (I) [OT]	W	98	90
M19	Tennessee* (I)	W	89	85
M21	New Orleans* (I)	W	88	65
M26	Penn State (I4)	W	75	62
M28	Saint Louis (I4)	W	74	72

Music City Invitational Tournament
(S) SEC Tournament
(I) National Invitation Tournament
(I4) NIT Final Four

1990-91 — WON 17, LOST 13 (11-7 in SEC/4th)

Head Coach: Eddie Fogler

Captain: Charles Mayes

N14	Arkansas#	L	70	107
N26	UNC-Asheville*	W	103	66
N30	Hawaii \$	W	74	70
D1	George Wash. \$	W	76	74
D4	Indiana*	L	73	84
D8	Virginia	L	56	70
D11	Georgia* [OT]	W	75	74
D20	VMI*	W	79	60
D22	SMU*	W	68	65
D28	Fordham* %	L	65	66
D29	Rice* %	W	75	68

J2	LSU	L	70	87
J5	Alabama*	W	66	55
J8	Tennessee*	W	108	68
J12	Mississippi State	L	62	85
J16	Auburn	W	80	59
J19	Kentucky	L	50	58
J23	Mississippi*	W	89	52
J30	Florida	W	60	57
F2	LSU*	W	63	59
F6	Mississippi State*	W	91	70
F9	Tennessee	L	73	85
F13	Alabama	L	55	66
F16	Auburn*	W	90	70
F20	Kentucky*	W	98	87
F23	Mississippi	L	58	74
F27	Georgia	L	59	72
M2	Florida*	W	82	68
M8	Georgia* (S)	L	72	80
M15	Georgetown (N)	L	60	70

Dodge Preseason NIT
\$ Apple Invitational
% Music City Invitational Tournament
(S) SEC Tournament
(N) NCAA Tournament

1991-92 — WON 15, LOST 15 (6-10 in SEC East/4th)

Head Coach: Eddie Fogler

Captains: Todd Milholland,
Kevin Anglin, Bruce Elder

N25	Tennessee Tech*	W	96	89
N30	SMU	W	67	55
D2	Northwestern	L	81	83
D5	UNC-Wilmington*	W	90	71
D10	Indiana	L	51	88
D19	Mississippi State*	L	71	74
D21	Dayton*	W	84	64
D29	New Hampshire* #	W	100	67
D30	Holy Cross* #	W	76	72
J4	Tennessee	L	75	91
J8	Austin Peay State*	W	83	66
J11	South Carolina*	W	79	75
J15	Kentucky*	L	71	84
J22	Georgia	L	70	72
J25	Florida	L	55	75
J29	Memphis* [OT]	L	70	72
F1	Mississippi	L	72	84
F4	Auburn*	W	89	83
F8	Coll. of Charleston*	W	74	68
F12	Arkansas	L	71	91
F15	LSU*	W	76	69
F19	Alabama	L	64	85
F22	Tennessee*	W	89	84
F26	Georgia*	W	86	67
M1	Kentucky	L	56	80
M4	South Carolina	L	68	77
M7	Florida*	W	82	76
M12	Mississippi State (S)	W	77	55
M13	Kentucky (S)	L	57	76
M19	Rhode Island* (I)	L	63	68

Music City Invitational Tournament
(S) SEC Tournament
(I) National Invitation Tournament

1992-93 — WON 28, LOST 6 SEC EAST CHAMPIONS (14-2 in SEC East/1st)

Coach: Eddie Fogler
Captains: Kevin Anglin,
Bruce Elder

N25	UAB #	W	81	63
N27	Illinois #	L	77	93

N28	Oregon #	W	83	81
D3	Northwestern*	W	86	66
D5	Dayton	W	75	53
D9	Louisville*	W	90	88
D12	SMU*	W	95	86
D18	N. Carolina A&T \$	W	87	51
D19	Austin Peay St. \$	W	116	71
D28	Air Force* %	W	95	50
D29	Bowling Green* %	W	96	69
J2	Alabama*	W	76	73
J6	Memphis	L	78	84
J9	Florida	L	61	62
J13	Kentucky*	W	101	86
J16	Georgia*	W	78	66
J20	Arkansas*	W	102	89
J27	Tennessee	W	82	65
J30	Auburn	W	73	70
F3	South Carolina*	W	76	72
F6	Kentucky	L	67	82
F10	Mississippi*	W	89	59
F13	MTSU*	W	81	51
F17	LSU	W	87	66
F20	Florida*	W	82	64
F24	Georgia [OT]	W	87	83
F27	Mississippi State	W	80	39
M2	Tennessee* [OT]	W	90	82
M6	South Carolina	W	77	73
M12	Alabama (S)	W	76	59
M13	LSU (S)	L	62	72
M18	Boise State (N)	W	92	72
M20	Illinois (N)	W	85	68
M26	Temple (NR)	L	59	67

Great Alaska Shootout
\$ Acme Boot Classic
% Music City Invitational Tournament
(S) SEC Tournament
(N) NCAA Tournament
(NR) NCAA Regionals

1993-94 — WON 20, LOST 12 (9-7 in SEC East/3rd)

Head Coach: Jan van Breda Kolff
Captain: Billy McCaffrey

N26	Penn State*	W	83	60
D1	UT-Martin*	W	102	66
D3	Princeton #	W	61	43
D4	Syracuse #	L	62	78
D8	Wake Forest* [2OT]	W	91	83
D18	Georgia Tech \$ [OT]	L	77	86
D21	Austin Peay State*	W	99	65
D28	Harvard* %	W	74	58
D29	Illinois State* %	W	92	75
J4	Kentucky	L	82	107
J8	South Carolina*	W	97	83
J12	Alabama	L	67	73
J15	LSU*	L	81	83
J19	Georgia	W	71	67
J26	Tennessee*	W	85	73
J29	Florida	L	66	75
F1	Arkansas	L	76	89
F6	Louisville	L	62	78
F9	Auburn*	W	84	60
F12	South Carolina	W	96	91
F16	Mississippi State*	W	84	67
F19	Kentucky*	L	69	77
F23	Mississippi [OT]	L	72	77
F26	Florida*	W	82	78
M1	Tennessee	W	84	67
M5	Georgia*	W	67	57
M10	Auburn (S)	L	56	81
M16	Oklahoma (I)	W	77	67
M21	New Orleans* (I)	W	78	59
M23	Clemson* (I)	W	89	74
M28	Kansas State (I4)	W	82	76



ANNUAL RECORDS

M30 Villanova (I4) L 73 80
Carrier Classic
\$ Kuppenheimer Classic
% Music City Invitational Tournament
(S) SEC Tournament
(I) National Invitation Tournament
(I4) NIT Final Four

1994-95 — WON 13, LOST 15
(6-10 in SEC East/4th)

Head Coach: Jan van Breda Kolff
Captains: Ronnie McMahan,
Frank Seckar

N26	Samford*	W	75	51
N30	Tennessee Tech*	W	90	56
D3	Penn State	L	73	95
D6	Virginia*	W	70	65
D11	UNC-Asheville*	W	82	44
D21	Austin Peay St.* [OT]	W	81	78
D28	Cleveland State #	W	93	64
D29	Arizona State #	L	61	67
J4	Alabama* [OT]	W	75	74
J7	Florida	L	62	72
J11	Georgia	L	62	65
J15	Tennessee*	L	63	67
J21	Kentucky	L	68	81
J25	Mississippi*	W	82	75
J29	Wake Forest	L	51	63
F1	MTSU [OT]	L	90	93
F4	South Carolina*	L	74	76
F8	Auburn	W	77	59
F11	Arkansas* [OT]	L	94	97
F15	Georgia*	W	83	77
F18	South Carolina [OT]	W	91	83
F22	Mississippi State	L	48	76
F25	Kentucky*	L	60	71
M1	Tennessee	L	58	62
M5	Florida*	L	58	69
M9	LSU (S)	W	85	61
M10	Arkansas (S)	L	72	73

Arizona State Tribune Classic
(S) SEC Tournament

1995-96 — WON 18, LOST 14
(7-9 in SEC East/4th)

Head Coach: Jan van Breda Kolff
Captains: Frank Seckar,
Malik Evans

N20	North Carolina #	L	63	71
N21	Chaminade #	W	96	71
N22	UCLA #	W	75	71
N27	Wofford*	W	97	59
D2	Furman*	W	87	63
D5	Virginia	W	61	48
D7	UNC-Asheville*	W	80	66
D9	Rice*	L	77	78
D12	Tennessee State*	W	93	74
D17	N. Carolina A&T*	W	96	81
D23	MTSU*	W	70	56
D30	Boston College*	L	74	90
J3	Alabama	L	71	80
J6	Tennessee*	W	65	55
J10	LSU*	L	68	71
J13	Arkansas	W	80	73
J17	South Carolina [OT]	L	83	87
J20	Evansville*	W	75	61
J24	Florida	L	55	77
J27	Georgia*	W	66	62
J31	Auburn*	W	76	62
F7	Kentucky*	L	81	120
F10	Mississippi	L	55	78
F13	Florida*	W	70	56

F17	South Carolina*	W	107	97
F21	Georgia	L	68	77
F24	Tennessee	L	79	94
F28	Mississippi State*	W	69	64
M2	Kentucky	L	63	101
M7	Auburn (S)	L	65	68
M13	Ark.-Little Rock* (I)	W	86	80
M18	South Carolina (I)	L	70	80

Maui Invitational, Lahaina, Maui
(S) SEC Tournament
(I) National Invitation Tournament

1996-97 — WON 19, LOST 12
(9-7 in SEC East/4th)

Head Coach: Jan van Breda Kolff
Captain: Howard Pride

N20	Valparaiso* #	W	74	66
N22	Duke #	L	57	86
D4	UAB*	W	66	62
D7	Memphis	W	66	59
D9	Boston College	L	52	59
D15	Nicholls State*	W	85	37
D19	Ala.-Huntsville*	W	60	47
D21	Tennessee Tech*	W	82	61
D23	Miss. Valley State*	W	92	56
D29	Evansville	L	61	66
D31	Saint Louis*	W	81	61
J4	Alabama*	W	92	84
J8	Georgia*	L	53	61
J11	Tennessee	L	65	75
J15	LSU	W	69	62
J18	Mississippi*	W	67	64
J22	Kentucky S	L	46	58
J25	Mississippi State	L	53	60
J29	South Carolina*	L	64	65
F1	Florida	W	74	63
F5	Memphis*	W	69	62
F8	Arkansas* [OT]	W	87	83
F12	Tennessee*	W	66	53
F15	Auburn	W	75	61
F19	Georgia	W	86	80
F22	Kentucky*	L	79	82
F26	South Carolina	L	53	74
M1	Florida*	W	79	72
M6	Mississippi State (S)	W	73	67
M7	Mississippi (S)	L	62	64
M13	Xavier (N)	L	68	80

Preseason NIT
\$ at Riverfront Coliseum,
Cincinnati, Ohio
(S) SEC Tournament
(N) NCAA Tournament

1997-98 — WON 20 LOST 13
(7-9 in SEC East/5th)

Head Coach: Jan van Breda Kolff
Captains: Drew Maddux,
Austin Bates, Billy Di Spaltro

N15	East Tennessee St.*	W	81	53
N18	Furman*	W	102	55
N21	Memphis*	W	86	77
N24	Tennessee State*	W	94	64
N26	UT-Martin*	W	87	57
N29	Ohio State	W	64	54
D3	St. Louis	L	74	78
D9	UAB	W	85	74
D18	UNC-Greensboro*	W	83	65
D22	Oregon*	W	69	58
D28	New Mexico St. #	W	79	72
D29	Kansas #	L	82	89
D30	Nebraska #	W	80	69
J3	Kentucky	L	62	71

J7	South Carolina	L	70	71
J10	Tennessee*	W	80	79
J14	Alabama	W	72	69
J17	Mississippi State*	W	77	73
J19	Florida	L	69	85
J27	Kentucky*	L	61	63
J31	Georgia	W	68	64
F3	South Carolina*	L	61	65
F7	Arkansas	L	83	93
F11	Mississippi	L	76	87
F14	Georgia*	L	62	81
F18	Auburn*	W	82	66
F21	Tennessee	L	76	90
F25	LSU*	W	60	58
F28	Florida*	W	73	56
M5	Alabama (S)	L	62	72
M11	St. Bonaventure* (I)	W	73	61
M17	at Wake Forest (I)	W	72	68
M19	at Georgia (I)	L	65	79

Rainbow Classic
(S) SEC Tournament
(I) National Invitation Tournament

1998-99 — WON 14, LOST 15
(5-11 in SEC East/5th)

Head Coach: Jan van Breda Kolff
Captain: Vince Ford

N9	Providence #	W	72	66
N10	Rhode Island #	L	69	82
N14	Army*	W	92	41
N16	Austin Peay*	W	89	79
N21	Notre Dame*	W	68	63
N24	Morehead State*	W	79	69
N28	Ohio State* [OT]	W	92	86
N30	Florida A&M*	W	83	72
D5	Memphis	L	56	65
D19	Campbell*	W	90	46
D22	Oregon	L	70	90
D30	Alabama A&M*	W	113	71
J2	Mississippi*	W	79	64
J6	Florida	L	59	90
J9	Kentucky*	L	57	73
J13	Georgia	L	63	70
J20	South Carolina*	W	77	66
J23	LSU	L	59	64
J27	Tennessee*	L	67	78
J30	South Carolina	L	57	69
F3	Georgia*	L	67	82
F6	Arkansas*	W	73	69
F10	Mississippi State	L	62	67
F13	Tennessee	L	62	63
F17	Auburn	L	63	81
F21	Alabama* [OT]	W	81	75
F24	Kentucky	L	63	88
F27	Florida* [OT]	W	71	70
M4	Mississippi State (S)	L	58	76

CoSIDA Classic
(S) SEC Tournament

1999-00 — WON 19, LOST 11
(8-8 in SEC East/4th)

Head Coach: Kevin Stallings
Captains: Dan Langhi,
Atiba Prater, James Strong

N23	Belmont*	W	72	55
N27	Tennessee-Martin*	W	87	64
N29	East Tennessee St.*	W	70	55
D4	Notra Dame	W	87	85
D7	Hofstra*	W	74	46
D11	Wofford*	W	92	61
D18	Western Kentucky*	W	101	77

D20	Stetson*	W	94	62
D22	Florida State	L	65	70
D29	William & Mary*	W	81	60
J5	Florida*	W	87	77
J8	Kentucky	L	52	72
J12	Tennessee	W	76	73
J15	LSU*	W	65	62
J22	Kentucky* [OT]	L	73	81
J26	South Carolina	W	61	60
J28	Florida	L	63	89
F2	Georgia	W	67	58
F6	Boston College*	W	76	58
F9	Mississippi State*	W	65	64
F12	Alabama	L	63	77
F16	Auburn*	L	80	86
F19	Tennessee*	W	85	72
F23	Arkansas	L	63	78
F26	Mississippi	L	67	75
M1	Georgia*	W	101	89
M4	South Carolina*	L	71	72
M9	Mississippi State (S)	W	76	53
M10	LSU (S)	L	60	71
M14	Wake Forest (N)	L	68	83

(S) SEC Tournament
(N) NIT

2000-01 — WON 15, LOST 15
(4-12 in SEC East/6th)

Head Coach: Kevin Stallings
Captains: Greg LaPointe,
Anthony Williams

N17	South Carolina St.*#	W	65	60
N18	Western Carolina*#	W	85	63
N19	St. Joseph's*#	W	78	76
N22	James Madison*	W	84	70
N24	East Tennessee St.*	W	87	76
N28	Western Kentucky	W	70	66
D2	Notre Dame*	L	74	77
D5	B'ham Southern*	W	70	65
D9	Florida State*	W	72	60
D16	Furman*	W	78	64
D21	Wofford*	W	75	53
D30	Boston College	L	74	97
J6	Mississippi*	L	68	81
J10	LSU	W	71	67
J13	Arkansas*	W	81	64
J17	South Carolina	L	49	57
J20	Florida	W	63	61
J24	Georgia*	L	73	82
J27	Kentucky	L	75	86
J31	Alabama*	W	68	62
F3	Tennessee	L	50	72
F7	Belmont*	W	81	67
F10	South Carolina*	L	65	70
F14	Georgia	L	68	70
F17	Kentucky*	L	74	79
F21	Mississippi State	L	63	80
F24	Tennessee*	L	70	78
F28	Florida*	L	62	72
M3	Auburn	L	66	69
M8	Alabama (S)	L	59	78

America's Youth Classic
(S) SEC Tournament

2001-02 — WON 17, LOST 15
(6-10 in SEC East/T5th)

Head Coach: Kevin Stallings
Captains: Darius Coulibaly,
Sam Howard, Chuck Moore

N16	Liberty*	W	96	61
N19	Connecticut	L	71	84
N23	Hampton%	W	100	85



ANNUAL RECORDS

N24	Monmouth%	L	67	81
N25	Chattanooga%	W	69	57
N29	Cal Poly SLO*	W	69	64
D2	Western Kentucky*^	W	80	75
D5	Southeast Missouri*	W	76	71
D8	Centenary*	W	77	75
D10	Tulane	L	77	87
D20	American*	W	85	57
D22	East Tennessee St.*	W	86	77
D29	Morehead State*	W	83	73
J5	Georgia	L	69	82
J9	Alabama	L	79	92
J12	Florida*	L	85	95
J16	Auburn*	W	73	67
J19	South Carolina	W	60	51
J26	Georgia*	W	86	84
J30	Mississippi	L	61	73
F2	Tennessee*	L	65	67
F6	LSU*	W	68	63
F9	Florida	L	54	80
F13	Kentucky	L	59	67
F16	South Carolina*	L	43	66
F20	Mississippi State*	L	43	66
F23	Tennessee	W	67	62
F27	Kentucky*	W	86	73
M2	Arkansas	L	67	81
M7	vs. LSU (S)	L	62	69
M13	Houston* (N)	W	59	50
M15	Louisiana Tech (N)	L	68	83

%Hawaii Pacific Thanksgiving
Classic, Honolulu, Hawaii
^Gaylord Entertainment Center,
Nashville, Tenn.
(S) SEC Tournament
(N) NIT

2002-03 — WON 11, LOST 18 (3-13 in SEC East/6th)

Head Coach: Kevin Stallings
**Captains: Matt Freije,
Russell Lakey**

N22	Southeastern La.*	W	80	58
N24	Alabama A&M*	W	68	40
N26	Georgia Southern*	W	96	60
D1	Connecticut*	L	70	76
D4	East Tennessee St.*	W	86	75
D7	Tulane*	W	66	46
D9	Indiana	L	56	73
D15	High Point*	W	81	75
D21	Michigan	L	66	70
D30	Notre Dame	L	63	76
J2	Coll. of Charleston*	W	70	53
J8	Auburn	L	59	62
J11	Alabama*	W	70	69
J14	Kentucky*	L	52	74
J18	Tennessee	L	66	71
J22	Florida	L	75	87
J29	Georgia*	W	94	91
F1	Ole Miss*	W	76	68
F5	Mississippi State	L	60	82
F8	South Carolina*	L	72	84
F12	LSU	L	60	79
F15	Georgia	L	70	83
F22	Florida* [OT]	L	74	77
F26	Arkansas*	L	50	60
M1	South Carolina	L	64	76
M5	Kentucky	L	44	106
M8	Tennessee*	L	65	70
M13	vs. Alabama (S)	W	82	69
M14	vs. Kentucky (S)	L	63	81

(S) SEC Tournament

2003-04 — WON 23, LOST 10 (8-8 in SEC East/T3rd)

Head Coach: Kevin Stallings
**Captains: Matt Freije, Scott
Hundley, Russell Lakey,
Martin Schnedlitz**

N21	Belmont	W	74	59
N24	Indiana*	W	73	60
N29	UT-Martin*	W	94	60
D3	IUPUI*	W	86	68
D6	Michigan*	W	83	63
D10	Tennessee State*	W	85	64
D13	Tennessee Tech*	W	98	79
D20	Wofford*	W	90	59
D22	Appalachian State*	W	63	48
D30	Lehigh*	W	85	59
J3	TCU	W	95	60
J7	Auburn*	W	59	53
J10	Kentucky	L	63	75
J14	Tennessee	L	66	76
J17	Florida*	W	86	72
J24	Arkansas	L	62	70
J28	South Carolina*	L	55	57
J31	Kentucky*	W	66	60
F7	Florida	L	71	81
F11	Georgia*	W	61	39
F14	South Carolina	L	75	82
F18	Alabama	W	70	67
F21	LSU*	W	74	54
F25	Ole Miss	W	77	65
F28	Mississippi State*	L	69	72
M3	Tennessee*	W	61	58
M6	Georgia	L	61	71
M11	Ole Miss (S)	W	70	50
M12	Miss. State (S) [OT]	W	74	70
M13	Florida (S)	L	69	91
M19	Western Michigan (N1)	W	71	58
M21	N.C. State (N1)	W	75	73
M25	Connecticut (N2)	L	53	73

(S) SEC Tournament
(N1) NCAA Tournament; Orlando, Fla.
(N2) NCAA Tournament; Phoenix, Ariz.

2004-05 — WON 20, LOST 14 (8-8 in SEC East/3rd)

Head Coach: Kevin Stallings
**Captains: Jason Holwerda,
Corey Smith, Dawid
Przybyszewski**

N19	Toledo*	W	73	57
N21	Tennessee State*	W	87	65
N23	Cal State Northridge	W	93	75
N26	Southern Illinois%	L	53	67
N27	Arizona State%	L	68	87
D1	Austin Peay*	W	74	58
D4	Oregon-2	L	65	75
D9	Cincinnati	L	72	88
D18	TCU*	W	78	55
D20	Central Michigan*	W	86	54
D22	Appalachian State*	W	68	51
D29	Dayton*	W	90	74
J2	Louisiana-Lafayette*	W	71	44
J5	Alabama*	W	70	56
J8	Tennessee	W	88	63
J12	Kentucky	L	54	69
J15	Florida*	L	65	82
J22	Georgia	L	59	68
J26	South Carolina	L	63	68
J29	Ole Miss*	W	73	51
F2	Tennessee*	W	67	62
F5	Kentucky*	L	70	84

F7	Texas-Pan American*	W	90	54
F12	Mississippi State	L	54	60
F16	Auburn	W	67	43
F19	Arkansas*	W	79	65
F23	Florida	L	61	69
F26	Georgia*	W	65	37
M2	South Carolina*	W	75	65
M5	LSU	L	69	81
M10	Auburn (S)	L	73	77
M16	Indiana (I)	W	67	60
M21	Wichita State* (I)	W	65	63
M23	Memphis (I)	L	68	81

% Las Vegas Invitational Tournament
(S) SEC Tournament, Atlanta, Ga.
(I) NIT

2005-06 — WON 17, LOST 13 (7-9 in SEC East/4th)

Head Coach: Kevin Stallings
**Captains: Dan Cage,
Julian Terrell**

N16	Jacksonville State*	W	67	46
N20	Furman*	W	81	60
N22	UNC Greensboro	W	85	53
N26	Georgetown	W	68	61
N30	Oregon*	W	76	75
D10	Cincinnati*	L	83	92
D17	Alabama A&M*	W	74	58
D20	New Orleans*	W	78	72
D22	IUPUI*	W	53	45
D30	Dayton	W	63	60
J3	Georgia Tech	L	67	76
J7	Auburn*	W	74	50
J10	Kentucky	W	57	52
J14	Arkansas	L	66	78
J18	South Carolina* [OT]	L	64	66
J21	Mississippi State*	W	80	52
J28	Florida	L	58	81
F1	Tennessee	L	62	69
F4	Georgia*	L	73	74
F8	Alabama [OT]	L	74	77
F11	Kentucky*	W	84	81
F15	Florida*	L	68	73
F18	Georgia	W	72	55
F22	LSU*	L	66	77
F25	South Carolina	W	57	56
M1	Ole Miss	W	77	62
M4	Tennessee*	L	59	68
M9	Auburn (S)	W	76	71
M10	LSU (S)	L	73	92
M15	Notre Dame (I)	L	69	79

(S) SEC Tournament, Nashville, Tenn.
(I) NIT

2006-07 — WON 22, LOST 12 (10-6 in SEC East/2nd)

Head Coach: Kevin Stallings
**Captains: Derrick Byars,
Dan Cage, Ted Skuchas**

N15	Georgetown*	L	70	86
N21	Wake Forest	L	78	88
N25	Elon*	W	81	70
N28	Furman*	L	62	70
D2	Toledo* [OT]	W	98	93
D5	ETSU*	W	104	62
D7	Lipscomb*	W	59	50
D9	Ga. Tech*	W	73	64
D16	Nicholls St.*	W	76	40
D19	UPR-Mayaguez%	W	102	59
D20	Tennessee Tech%	W	75	62
D21	App. St. [OT]	L	79	87
D29	Alabama A&M*	W	86	47

J2	Rice	W	74	69
J6	Auburn	L	65	68
J10	Tennessee*	W	82	81
J13	Georgia	L	73	85
J17	Alabama*	W	94	73
J20	Kentucky	W	72	67
J24	LSU	W	64	53
J27	Ole Miss*	W	85	80
J31	Florida	L	64	74
F3	Georgia*	W	66	61
F10	Tennessee	L	57	84
F14	South Carolina*	W	78	68
F17	Florida*	W	83	70
F21	Mississippi State	L	70	83
F25	Kentucky*	W	67	65
F28	South Carolina [OT]	W	99	90
M3	Arkansas*	L	67	82
M9	Arkansas (S)	L	71	72
M15	G. Washington (N1)	W	77	44
M17	Wash. St. (N1) [20T]	W	78	74
M23	Georgetown (N2)	L	65	66

(%) San Juan Shootout, San Juan, P.R.
(S) SEC Tournament, Atlanta, Ga.
(N1) NCAA Tournament; Sacramento, Calif.
(N2) NCAA Tournament; East
Rutherford, N.J.

2007-08 — WON 26, LOST 8 (10-6 in SEC East/3rd)

Head Coach: Kevin Stallings
**Captains: Shan Foster, Alex
Gordon, Ross Neltner**

N10	Austin Peay*+	W	81	67
N13	Toledo	W	77	70
N20	Valparaiso*+	W	87	78
N23	Utah State^	W	77	56
N24	Bradley^	W	95	86
N29	South Alabama* [20T]	W	91	88
D1	Georgia Tech*	W	92	79
D5	Wake Forest*	W	83	80
D8	Lipscomb*	W	90	67
D12	DePaul [OT]	W	91	85
D22	Tennessee State*	W	83	74
D29	UT Martin*	W	92	85
D31	Iona*	W	97	73
J3	Rice*	W	76	58
J5	Massachusetts*	W	97	88
J9	South Carolina*	W	80	73
J12	Kentucky [20T]	L	73	79
J17	Tennessee	L	60	80
J19	LSU	W	92	76
J27	Florida	L	64	86
J30	Ole Miss	L	58	74
F2	Auburn*	W	78	71
F6	Georgia	W	67	59
F9	South Carolina	W	66	65
F12	Kentucky*	W	93	52
F16	Florida*	W	61	58
F23	Georgia*	W	86	74
F26	Tennessee*	W	72	69
M1	Arkansas	L	73	78
M5	Mississippi State* [OT]	W	86	85
M8	Alabama [OT]	L	73	78
M13	Auburn [S]	W	93	82
M14	Arkansas [S]	L	65	81
M21	Siena [N1]	L	62	83

(+) South Padre Invitational,
Nashville, Tenn.
(^) South Padre Invitational,
South Padre Island, Texas
(S) SEC Tournament, Atlanta, Ga.
(N1) NCAA Tournament; Tampa, Fla.



ANNUAL RECORDS

**2008-09 — WON 19, LOST 12
(8-8 in SEC East/5th)**

**Head Coach: Kevin Stallings
Captains: George Drake,
Jermaine Beal**

N16	Morehead State*#	W	74	48
N20	Illinois*	L	63	69
N24	MTSU*	W	65	57
N26	Central Arkansas*#	W	83	62
N29	Drake^	W	72	57
N30	VCU^	W	71	66
D3	UIC*	L	55	74
D6	Georgia Tech	L	51	63
D10	Alabama A&M*	W	78	55
D16	South Florida\$	W	71	52
D20	Tennessee Tech*	W	83	63
D22	Furman*	W	68	49
D31	Saint Francis*	W	84	55
J3	Massachusetts	W	78	48
J10	Kentucky	L	60	70
J14	Georgia*	W	50	40
J17	Mississippi State	L	66	73
J20	Tennessee*	L	63	76
J25	Florida*	L	69	94
J28	South Carolina	L	76	86
J31	Auburn	W	82	75
F5	Alabama*	W	79	74
F7	Ole Miss*	W	71	61
F14	Tennessee	L	50	69
F17	Kentucky*	W	77	64
F21	Florida	L	68	82
F25	Georgia	L	57	61
F28	South Carolina*	W	96	83
M4	LSU	W	75	67
M8	Arkansas*	W	75	58
M12	Alabama (S)	L	75	82

(#) Cancun Challenge, Nashville, Tenn.
(^) Cancun Challenge, Cancun, Mexico
(\$) SEC/Big East Invitational, Nashville, Tenn.
(S) SEC Tournament, Atlanta, Ga.

**2009-10 — WON 24, LOST 9
(12-4 in SEC East/2nd)**

**Head Coach: Kevin Stallings
Captains: Jermaine Beal,
A.J. Ogilvy**

N16	Lipscomb*	W	95	73
N20	Saint Mary's	W	72	70
N23	Cincinnati#	L	58	67
N24	Chaminade#	W	68	41
N25	Arizona#	W	84	72
D2	Missouri*	W	89	83
D5	DePaul*	W	67	54
D8	Illinois	L	68	79
D11	Western Kentucky^	L	69	76
D19	Tennessee State*	W	84	71
D21	Mercer*	W	99	59
D30	Manhattan*	W	86	48
J2	Southern Miss*	W	82	46
J4	MTSU*	W	73	53
J9	Florida*	W	95	87
J13	Alabama	W	65	64
J16	South Carolina	W	89	79
J23	Auburn*	W	82	74
J27	Tennessee	W	85	76
J30	Kentucky	L	72	85
F3	Mississippi State*	W	75	72
F6	Georgia	L	58	72
F9	Tennessee*	W	90	71
F13	LSU*	W	77	69

F18	Ole Miss	W	82	78
F20	Kentucky	L	56	58
F25	Georgia* (OT)	W	96	94
F27	Arkansas	W	89	72
M2	Florida	W	64	60
M6	South Carolina*	L	73	77
M12	Georgia (S)	W	78	66
M13	Mississippi State (S)	L	52	62
M18	Murray State (N1)	L	65	66

(#) 2009 EA Sports Maui Invitational, Lahaina, Hawaii
(^) Sun Belt Challenge, Nashville, Tenn.
(S) SEC Tournament, Nashville, Tenn.
(N1) NCAA Tournament, San Jose, Calif.

**2010-11 — WON 23, LOST 11
(9-7 in SEC East/3rd)**

**Head Coach: Kevin Stallings
Captains: Jeffery Taylor,
Brad Tinsley**

N12	Presbyterian*	W	88	47
N18	Nebraska#	W	59	49
N19	West Virginia#	L	71	74
N21	North Carolina#	W	72	65
N24	Grambling State*	W	92	59
N27	Appalachian State*	W	86	73
D1	Western Kentucky*	W	82	62
D4	Belmont*	W	85	76
D8	Missouri (OT)	L	82	85
D18	S.E. Louisiana*	W	85	52
D21	MTSU	W	72	53
D29	Marquette*	W	77	76
J2	Davidson*	W	80	52
J8	South Carolina (OT)	L	75	83
J12	Georgia*	W	73	66
J15	Tennessee	L	64	67
J19	Ole Miss*	W	84	74
J22	Saint Mary's*	W	89	70
J27	Mississippi State	W	81	74
J29	Arkansas*	L	78	89
F1	Florida (OT)	L	61	65
F5	South Carolina*	W	78	60
F10	Alabama*	W	81	77
F12	Kentucky*	W	81	77
F16	Georgia	W	64	56
F19	Auburn	W	77	60
F22	Tennessee*	L	51	60
F26	LSU	W	90	69
M1	Kentucky	L	66	68
M5	Florida*	L	76	86
M10	LSU (S)	W	62	50
M11	Mississippi State (S)	W	87	81
M12	Florida (S)	L	66	77
M17	Richmond (N1)	L	66	69

(#) 2010 Honda Puerto Rico Tip-Off, San Juan, Puerto Rico
(S) SEC Tournament, Nashville, Tenn.
(N1) NCAA Tournament, Denver, Colo.



SERIES RECORDS

Vanderbilt's Series Record Vs. All Opponents

Opponent	W	L	Opponent	W	L	Opponent	W	L	Opponent	W	L
Air Force	2	0	East Carolina	1	0	Michigan	2	6	Southeastern La.	2	0
Alabama	64	65	East Tennessee State	8	0	Michigan State	1	0	Southern Cal (USC)	1	4
Alabama A&M	5	0	Eastern Kentucky	3	0	Middle Tennessee St.	28	4	Southern Illinois	1	1
Ala.-Birmingham	4	1	Elon	1	0	Milligan	1	0	Southern (Ky.)	1	0
Ala.-Huntsville	1	0	Evansville	2	4	Minnesota	0	4	Southern Methodist	14	6
Alaska-Anchorage	2	0	Florida	63	59	Mississippi	72	39	Southern Mississippi	1	1
American	1	0	Florida A&M	1	0	Mississippi State	74	44	Southwestern	7	0
Appalachian State	3	1	Florida State	3	1	Miss. Valley State	1	0	St. Bonaventure	1	0
Arizona	2	0	Fordham	0	1	Missouri	3	2	St. John's (N.Y.)	1	5
Arizona State	0	3	Franklin (Ind.)	0	1	Monmouth	0	1	St. Joseph's (Pa.)	1	0
Arkansas	9	16	Furman	6	1	Morehead State	4	0	Stanford	0	2
Arkansas-Little Rock	1	0	Georgetown	1	3	Murray State	3	2	Stetson	1	0
Arkansas State	3	0	Georgetown (Ky.)	1	0	Navy	2	2	SW Presbyterian	6	1
Army	3	0	George Washington	2	0	Nebraska	5	2	Syracuse	1	1
Auburn	81	51	Georgia	85	48	New Hampshire	1	0	Temple	1	2
Austin Peay	13	1	Georgia Southern	1	0	New Mexico	3	0	Tennessee	69	110
Baylor	8	1	Georgia State	1	0	New Mexico State	3	0	Tenn.-Chattanooga	13	3
Belmont	4	0	Georgia Tech	39	32	New Orleans	3	0	Tennessee-Martin	5	0
Birmingham Southern	1	1	Grambling State	1	0	New York University	1	1	Tennessee State	7	0
Boise State	1	0	Hampton	1	0	Nicholls State	2	0	Tennessee Tech	14	5
Boston College	4	4	Hardin Simmons	1	0	North Alabama	2	0	Texas	4	2
Bowling Green	2	0	Harvard	1	0	North Carolina	4	6	Texas A&M	1	0
Bradley	3	0	Hawaii	2	0	North Carolina A&T	2	0	TCU	4	1
Brigham Young	1	0	Hendrix	1	0	UNC-Asheville	3	0	Texas-Pan American	1	0
Butler	0	3	High Point	1	0	UNC-Charlotte	0	1	Texas Tech	6	2
Cal.-L.A. (UCLA)	1	0	Hofstra	1	0	UNC Greensboro	2	0	Texas Wesleyan	1	0
Cal.-St. Long Beach	1	0	Holy Cross	2	1	North Carolina State	2	1	Toledo	4	0
Cal.-St. Northridge	1	0	Houston	1	1	UNC-Wilmington	1	0	Transylvania	1	0
Cal.-St. Poly Pomona	3	0	Howard	2	1	Northwestern	4	1	Tulane	23	11
Cal.-St. Poly SLO	1	0	Illinois	3	6	Notre Dame	4	5	Tulsa	1	0
Calumet	2	1	Illinois Chicago	0	1	Ohio	1	0	Union	2	0
Campbell	1	0	Illinois State	1	0	Ohio State	4	3	Utah State	2	0
Carson-Newman	1	0	Indiana	3	6	Oklahoma	2	0	Valparaiso	2	0
Centenary	1	0	IUPUI	2	0	Oklahoma State	1	1	Vermont	2	0
Central (Ky.)	1	2	Indiana State	1	1	Oregon	4	2	Villanova	0	1
Central Arkansas	1	0	Iona	2	0	Pennsylvania	2	1	Virginia	5	1
Central Michigan	1	0	Iowa State	3	4	Penn State	2	1	Va. Commonwealth	2	0
Central (Mo.)	1	0	Jacksonville	1	1	Pittsburg (Kansas)	0	1	Va. Military Institute	3	0
Centre	1	2	Jacksonville State	1	0	Pittsburgh	1	1	Virginia Tech	2	5
Chaminade	3	0	James Madison	1	0	Portland	2	0	Virginia Union	1	0
Chicago	1	0	Kansas	2	2	Presbyterian	1	0	Wabash	0	3
Cincinnati	1	6	Kansas State	4	5	Princeton	4	0	Wake Forest	5	4
The Citadel	5	0	Kentucky	44	134	Providence	1	0	Washington (Mo.)	1	1
Clemson	8	5	La Salle	1	0	PR-Mayaguez	1	0	Washington & Lee	2	1
Cleveland State	1	0	Lehigh	2	0	Purdue	1	1	Washington State	1	0
Colgate	1	0	Liberty	1	0	Rhode Island	0	2	Western Carolina	2	0
College of Charleston	2	0	Lipscomb	22	4	Rice	15	3	Western Kentucky	14	11
Columbia	2	1	Louisiana-Lafayette	2	0	Richmond	2	1	Western Michigan	1	0
Columbia Union	1	0	Louisiana State	59	48	Saint Francis	1	0	Wichita State	1	0
Connecticut	0	3	Louisiana Tech	1	1	Saint Louis	5	3	William & Mary	4	0
Cornell	2	0	Louisville	7	8	Saint Mary's	2	0	Wittenberg	1	2
Creighton	0	3	Loyola (Chicago)	0	3	Samford	4	0	Wofford	4	0
Cumberland	25	3	Loyola (New Orleans)	0	1	San Francisco	1	0	Wyoming	1	0
Dartmouth	2	2	Manhattan	2	0	Seton Hall	1	0	Xavier (Ohio)	0	4
Davidson	3	1	Marquette	2	3	Sewanee	46	4	Yale	4	1
Dayton	4	0	Maryland	0	1	Siena	0	1	Others	125	89
DePaul	3	0	Maryville	1	0	South Alabama	1	0	Total	1,474	1,034
DePauw	0	1	Massachussetts	2	0	South Carolina	24	24			
Drake	1	1	Memphis	8	6	South Carolina State	1	0			
Drury	1	0	Mercer	9	5	South Florida	2	1			
Duke	5	10	Miami (Ohio)	3	1	SE Missouri State	1	0			



SERIES RESULTS

Game-by-Game Results Against Each Opponent

Air Force (2-0)	1983-84 W 69-52 N	1992-93 W 95-50 N	1972-73 L 77-83 H	1973-74 W 73-72 H	1974-75 L 77-104 A	1975-76 L 66-83 A	1976-77 L 82-96 A	1977-78 L 59-66 A	1978-79 W 75-73 A	1979-80 L 68-90 A	1980-81 W 93-91 H	1981-82 L 68-79 A	1982-83 W 81-79 A	1983-84 W 69-67 H	1984-85 L 77-79 A	1985-86 L 72-85 H	1986-87 L 71-75 A	1987-88 W 76-60 H	1988-89 W 73-53 H	1989-90 W 68-67 A	1990-91 W 66-55 H	1991-92 L 64-85 A	1992-93 W 76-73 H	1993-94 L 67-73 A	1994-95 W 75-74 H	1995-96 L 71-80 A	1996-97 W 92-84 H	1997-98 W 72-69 A	1998-99 W 81-75 H	1999-00 L 63-77 A	2000-01 W 68-62 H	2001-02 L 79-92 A	2002-03 W 70-69 H	2003-04 W 70-67 A	2004-05 W 70-56 H	2005-06 L 74-77 A	2006-07 W 94-73 H	2007-08 L 73-78 A	2008-09 W 79-74 H	2009-10 W 65-64 A	2010-11 W 81-77 H	2008-09 W 78-55 H	Ala.-Birmingham (4-1)	1988-89 L 69-76 A	1989-90 W 87-74 H	1992-93 W 81-63 N	1996-97 W 66-62 H	1997-98 W 85-74 A	Ala.-Huntsville (1-0)	1996-97 W 60-47 H	Alaska-Anch. (2-0)	1981-82 W 72-68 H	1989-90 W 85-81 H	American (1-0)	2001-02 W 85-57 H	Appalachian State (3-1)	2003-04 W 63-48 H	2004-05 W 68-51 H	2006-07 L 79-87 N	2010-11 W 86-73 H	Arizona (2-0)	1956-57 W 107-76 H	2009-10 W 84-72 N	Arizona State (0-3)	1981-82 L 53-65 N	1994-95 L 61-67 N	2004-05 L 68-87 N	Arkansas (9-16)	1963-64 W 101-77 H	1990-91 L 70-107 H	1991-92 L 71-91 A	1992-93 W 102-89 H	1993-94 L 76-89 A	1994-95 L 94-97 H	1995-96 W 80-73 A	1996-97 W 87-83 H	1997-98 L 83-93 A	1998-99 W 73-69 H	1999-00 L 63-78 A	2000-01 W 81-64 H	2001-02 L 67-81 A	2002-03 L 50-60 H	2003-04 L 62-70 A	2004-05 W 79-65 H	2005-06 L 66-78 A	2006-07 L 67-82 H	2007-08 L 71-72 N	2008-09 W 75-58 H	2009-10 W 89-72 A	2010-11 L 78-89 H	Ark.-Little Rock (1-0)	1995-96 W 86-80 H	Arkansas State (3-0)	1959-60 W 98-66 H	1963-64 W 108-73 H	1975-76 W 81-65 H	Army (3-0)	1961-62 W 67-52 H	1965-66 W 71-62 N	1998-99 W 92-41 H	Auburn (81-51)	1920-21 L 7-27 H	1926-27 W 39-35 H	1927-28 L 28-62 A	1929-30 W 29-27 A	1930-31 W 36-26 A	1931-32 L 23-36 H	1932-33 W 25-24 H	1933-34 W 21-20 A	1934-35 W 31-22 H	1935-36 W 48-33 A	1938-39 W 49-42 H	1939-40 W 51-45 H	1940-41 W 50-46 A	1941-42 L 44-45 A	1942-43 W 54-39 H	1946-47 W 48-43 A	1947-48 W 38-37 A	1948-49 W 59-58 H	1949-50 W 58-47 A	1950-51 W 63-51 H	1951-52 W 61-51 H	1952-53 W 73-61 A	1953-54 L 66-71 H	1954-55 W 96-48 H	1955-56 L 73-76 A	1956-57 W 79-74 H	1957-58 L 65-74 A	1958-59 W 83-78 H	1959-60 L 69-77 A	1960-61 L 61-64 H	1961-62 L 54-55 A	1962-63 W 58-53 H	1963-64 L 68-89 A	1964-65 L 59-62 H	1965-66 W 63-81 A	1966-67 W 105-77 H	1967-68 W 79-64 A	1968-69 W 68-63 H	1969-70 W 91-76 A	1970-71 L 51-64 A	1971-72 W 71-65 H	1972-73 W 78-65 H	1973-74 W 74-65 A	1974-75 L 75-85 A	1975-76 W 92-74 A	1976-67 W 107-86 H	1977-78 L 94-96 A	1971-72 W 85-77 H	1972-73 W 93-87 A	1973-74 L 77-81 A	1974-75 W 98-70 H	1975-76 W 96-51 H	1976-77 W 89-79 A	1977-78 L 89-93 A	1978-79 W 85-78 H	1979-80 W 71-59 A	1980-81 W 80-72 H	1981-82 L 69-74 A	1982-83 L 71-76 H	1983-84 W 91-78 H	1984-85 W 57-55 A	1985-86 W 66-59 H	1986-87 L 53-59 N	1987-88 W 66-57 H	1988-89 W 77-73 A	1989-90 W 97-81 A	1990-91 L 55-69 H	1991-92 W 78-69 H	1992-93 W 71-60 A	1993-94 W 64-62 H	1994-95 L 71-72 A	1995-96 W 73-71 A	1996-97 L 67-73 H	1997-98 L 58-59 N	1998-99 W 80-86 H	1999-00 L 58-84 A	2000-01 L 70-97 A	2001-02 W 65-79 H	2002-03 W 91-75 H	2003-04 L 83-91 A	2004-05 W 75-71 A	2005-06 W 93-77 H	2006-07 W 77-62 A	2007-08 L 79-82 A	2008-09 L 74-87 H	2009-10 W 80-59 A	2010-11 W 90-70 H	1971-72 W 89-83 H	1972-73 W 73-70 A	1973-74 W 84-60 H	1974-75 L 56-81 N	1975-76 W 77-59 A	1976-77 W 76-62 H	1977-78 W 82-66 H	1978-79 L 63-81 A	1979-80 L 80-86 H	1980-81 L 66-69 A	1981-82 W 73-67 H	1982-83 L 59-62 A	1983-84 W 59-53 H	1984-85 W 67-43 A	1985-86 L 73-77 N	1986-87 W 74-50 H	1987-88 W 76-71 N	1988-89 L 65-68 A	1989-90 W 78-71 A	1990-91 W 93-82 N	1991-92 W 82-75 A	1992-93 W 82-74 H	1993-94 W 77-60 A	Austin Peay (13-1)	1937-38 W 43-42 H
------------------------	-------------------	-------------------	-------------------	-------------------	--------------------	-------------------	-------------------	-------------------	-------------------	-------------------	-------------------	-------------------	-------------------	-------------------	-------------------	-------------------	-------------------	-------------------	-------------------	-------------------	-------------------	-------------------	-------------------	-------------------	-------------------	-------------------	-------------------	-------------------	-------------------	-------------------	-------------------	-------------------	-------------------	-------------------	-------------------	-------------------	-------------------	-------------------	-------------------	-------------------	-------------------	-------------------	------------------------------	-------------------	-------------------	-------------------	-------------------	-------------------	------------------------------	-------------------	---------------------------	-------------------	-------------------	-----------------------	-------------------	--------------------------------	-------------------	-------------------	-------------------	-------------------	----------------------	--------------------	-------------------	----------------------------	-------------------	-------------------	-------------------	------------------------	--------------------	--------------------	-------------------	--------------------	-------------------	-------------------	-------------------	-------------------	-------------------	-------------------	-------------------	-------------------	-------------------	-------------------	-------------------	-------------------	-------------------	-------------------	-------------------	-------------------	-------------------	-------------------	-------------------------------	-------------------	-----------------------------	-------------------	--------------------	-------------------	-------------------	-------------------	-------------------	-------------------	-----------------------	------------------	-------------------	-------------------	-------------------	-------------------	-------------------	-------------------	-------------------	-------------------	-------------------	-------------------	-------------------	-------------------	-------------------	-------------------	-------------------	-------------------	-------------------	-------------------	-------------------	-------------------	-------------------	-------------------	-------------------	-------------------	-------------------	-------------------	-------------------	-------------------	-------------------	-------------------	-------------------	-------------------	-------------------	-------------------	--------------------	-------------------	-------------------	-------------------	-------------------	-------------------	-------------------	-------------------	-------------------	-------------------	--------------------	-------------------	-------------------	-------------------	-------------------	-------------------	-------------------	-------------------	-------------------	-------------------	-------------------	-------------------	-------------------	-------------------	-------------------	-------------------	-------------------	-------------------	-------------------	-------------------	-------------------	-------------------	-------------------	-------------------	-------------------	-------------------	-------------------	-------------------	-------------------	-------------------	-------------------	-------------------	-------------------	-------------------	-------------------	-------------------	-------------------	-------------------	-------------------	-------------------	-------------------	-------------------	-------------------	-------------------	-------------------	-------------------	-------------------	-------------------	-------------------	-------------------	-------------------	-------------------	-------------------	-------------------	-------------------	-------------------	-------------------	-------------------	-------------------	-------------------	-------------------	-------------------	-------------------	-------------------	-------------------	---------------------------	-------------------



SERIES RESULTS

Game-by-Game Results Against Each Opponent

1938-39	W	49-31	A	Cal.-St. Poly Pomona (3-0)	1933-34	W	27-25	H	1948-49	W	77-32	A	1983-84	W	105-63	H							
1939-40	L	28-40	H	1977-78	W	88-72	H	1934-35	L	22-32	A	1984-85	W	73-59	H								
1981-82	W	74-55	H	1978-79	W	65-62	H	1962-63	W	60-58	N	Dartmouth (2-2)											
1983-84	W	56-50	H	1979-80	W	90-74	H	1970-71	W	75-61	H	1948-49	L	52-64	N	Evansville (2-4)							
1985-86	W	82-75	H	Cal.-St. Poly SLO (1-0)				1982-83	W	72-63	N	1958-59	W	87-71	H	1925-26	L	22-39	A				
1991-92	W	83-66	H	2001-02	W	69-64	H	1975-76	W	75-61	H	1969-70	L	82-83	H	1926-27	L	22-37	A				
1992-93	W	116-71	N	Calumet (2-1)				1977-78	W	75-72	A	1988-89	W	92-67	H					W	46-44	H	
1993-94	W	99-65	H	1917-18	W	36-26	A	1983-84	L	62-70	H	Davidson (3-1)				1935-36	L	20-33	A				
1994-95	W	81-78	H	1918-19	W	40-23	A	1984-85	L	74-81	H	1967-68	W	81-79	H	1995-96	W	75-61	H				
1998-99	W	89-79	H	1923-24	L	25-28	A	1993-94	W	89-74	H	1968-69	L	84-101	A	1996-97	L	61-66	A				
2004-05	W	74-58	H	Campbell (1-0)				Cleveland State (1-0)				1985-86	W	78-69	H	Florida (63-59)							
2007-08	W	81-67	H	1998-99	W	90-46	H	1994-95	W	93-64	N	2010-11	W	80-52	H	1930-31	W	42-25	A				
Baylor (8-1)				Carson-Newman (1-0)				Colgate (1-0)				Dayton (4-0)								W	43-35	A	
1949-50	L	53-61	N	1927-28	W	66-40	A	1988-89	W	91-55	H	1991-92	W	84-64	H	1931-32	W	36-32	A				
1950-51	W	54-53	N	Centenary (1-0)				Coll. of Charleston (2-0)				1992-93	W	73-53	A					L	33-43	A	
1951-52	W	60-53	N	2001-02	W	77-75	H	1991-92	W	74-68	H	2004-05	W	90-74	H	1932-33	W	42-41	A				
1952-53	W	73-66	H	Central (Ky.) (1-2)				2002-03	W	70-53	H	2005-06	W	63-60	A					L	27-43	A	
1953-54	W	65-60	H	1907-08	W	28-14	H	Columbia (2-1)				DePaul (3-0)				1933-34	L	23-24	N				
1958-59	W	61-60	H	1909-10	L	28-52	A	1907-08	L	16-34	H	1964-65	W	83-78	N	1937-38	W	59-24	H				
1964-65	W	98-97	H					1972-73	W	70-61	H	2007-08	W	91-85	A	1940-41	L	41-47	N				
1984-85	W	84-81	A					1984-85	W	73-59	H	2009-10	W	67-54	H	1949-50	W	54-34	H				
1985-86	W	85-61	H					Columbia Union (1-0)				DePauw (0-1)				1950-51	W	81-64	H				
Belmont (4-0)								1915-16	W	36-8	A	1924-25	L	21-28	A	1951-52	L	63-66	N				
1999-00	W	72-55	H	Central Arkansas (1-0)				Connecticut (0-3)				Drake (1-1)								L	70-86	A	
2000-01	W	81-67	H	2008-09	W	83-62	H	2001-02	L	71-84	A	1948-49	L	46-47	N	1952-53	W	85-73	H				
2003-04	W	74-59	A	Central Michigan (1-0)				2002-03	L	70-76	H	2008-09	W	72-57	N	1953-54	W	76-68	A				
2010-11	W	85-76	H	2004-05	W	86-54	H	2003-04	L	53-73	N	Drury (1-0)				1954-55	W	100-72	H				
Birmingham-So. (1-1)				Central (Mo.) (1-0)				Cornell (2-0)				Duke (5-10)				1955-56	W	80-75	A				
1901-02	L	21-34	A	1911-12	W	30-23	A	1971-72	W	101-80	H	1930-31	L	44-48	A	1956-57	W	75-59	H				
2000-01	W	70-65	H	Centre (1-2)				1987-88	W	95-79	H	1931-32	L	32-41	A	1957-58	L	53-73	A				
Boston College (4-4)				1918-19	L	23-28	A	Creighton (0-3)				East Carolina (1-0)				1958-59	W	77-66	A				
1971-72	W	82-75	A	1919-20	W	29-18	A	1934-35	L	28-53	H	1924-25	W	33-21	A	1959-60	L	75-81	A				
1972-73	W	78-62	H	1920-21	L	13-44	A	1935-36	L	34-40	A	East Tenn. State (8-0)				1960-61	W	77-60	H				
1975-76	W	75-71	H	Chaminade (3-0)				Cumberland (25-3)				Eastern Ky. (3-0)				1961-62	L	68-78	A				
1980-81	L	72-87	N	1988-89	W	94-70	A	1902-03	W	44-14	A	1924-25	W	82-71	H	1962-63	W	78-74	H				
1995-96	L	74-90	H	1995-96	W	96-71	A												L	85-91	H		
1996-97	L	52-59	A	2009-10	W	68-41	A	1903-04	L	5-18	A	East Carolina (1-0)				1963-64	W	91-78	A				
1999-00	W	76-58	H	Chicago (1-0)				1906-07	W	21-17	H	1924-25	W	99-63	H	1964-65	W	80-78	H				
2000-01	L	74-97	A	1922-23	W	17-11	H	1907-08	L	20-22	H	East Tenn. State (8-0)				1965-66	W	89-86	A				
Bowling Green (2-0)				Cincinnati (1-6)				Cornell (2-0)				East Tenn. State (8-0)				1966-67	W	77-69	H				
1968-69	W	92-67	H	1922-23	L	22-41	A	1971-72	W	101-80	H	1924-25	W	33-21	A	1967-68	L	72-74	A				
1992-93	W	96-69	H	1934-35	L	20-47	A	1987-88	W	95-79	H	East Tenn. State (8-0)				1968-69	W	62-55	A				
Bradley (3-0)				1970-71	W	86-83	N	Creighton (0-3)				East Tenn. State (8-0)				1969-70	W	90-79	H				
1951-52	W	55-51	A	2004-05	L	72-88	A	1934-35	L	28-53	H	1924-25	W	33-21	A	1970-71	L	82-84	A				
1971-72	W	82-80	N	2005-06	L	83-92	H	1935-36	L	34-40	A	East Tenn. State (8-0)				1971-72	W	92-81	H				
2007-08	W	95-86	N	2009-10	L	58-67	N	1935-36	L	30-46	A	1924-25	W	33-21	A	1972-73	L	72-80	A				
Brigham Young (1-0)				The Citadel (5-0)				Cumberland (25-3)				East Tenn. State (8-0)				1959-60	L	75-81	A				
1957-58	W	89-56	H	1921-22	W	37-22	N	1902-03	W	44-14	A	1924-25	W	33-21	A	1960-61	W	77-60	H				
Butler (0-3)				1957-58	W	90-61	H					East Tenn. State (8-0)				1961-62	L	68-78	A				
1924-25	L	17-37	A	1969-70	W	89-58	H	1903-04	L	5-18	A	1924-25	W	33-21	A	1962-63	W	78-74	H				
	L	13-33	A	1977-78	W	53-50	A	1906-07	W	21-17	H	East Tenn. State (8-0)				1963-64	W	91-78	A				
1929-30	L	14-39	A	1978-79	W	78-63	H	1907-08	L	20-22	H	1924-25	W	33-21	A	1964-65	W	80-78	H				
Cal.-L.A. (UCLA) (1-0)				Clemson (8-5)				Cumberland (25-3)				East Tenn. State (8-0)				1965-66	W	89-86	A				
1995-96	W	75-71	N	1923-24	W	42-14	N	1908-09	W	25-19	H	1924-25	W	33-21	A	1966-67	W	77-69	H				
Cal.-St. Long Beach (1-0)				1929-30	L	42-48	A	1909-10	W	57-13	H	East Tenn. State (8-0)				1967-68	L	72-74	A				
1981-82	W	72-70	N	1932-33	W	39-22	A	1910-11	W	45-20	A	1924-25	W	33-21	A	1968-69	W	62-55	A				
Cal.-St. Northridge (1-0)				Clemson (8-5)				Cumberland (25-3)				East Tenn. State (8-0)				1969-70	W	90-79	H				
2004-05	W	93-75	H	1923-24	W	42-14	N	1911-12	W	78-10	A	1924-25	W	33-21	A	1970-71	L	79-81	A				
				1929-30	L	42-48	A	1913-14	W	47-19	A	East Tenn. State (8-0)				1971-72	W	104-87	H				
								1914-15	W	40-28	A	1924-25	W	33-21	A	1972-73	L	72-80	A				
								1915-16	W	40-8	A	East Tenn. State (8-0)				1973-74	W	58-52	H				
								1917-18	W	81-13	H	1924-25	W	33-21	A					L	77-80	A	
								1918-19	W	41-36	H	East Tenn. State (8-0)				1974-75	L	90-101	A				
								1919-20	W	40-28	A	1924-25	W	33-21	A	1975-76	W	85-81	A				
								1927-28	W	41-30	A	East Tenn. State (8-0)				1976-77	L	72-83	A				
								1928-29	W	50-33	A	1924-25	W	33-21	A					W	85-72	H	
								1929-30	W	39-12	A	East Tenn. State (8-0)				1977-78	L	65-67	A				
								1930-31	W	50-26	A	1924-25	W	33-21	A					W	59-57	H	
								1933-34	W	34-21	H	East Tenn. State (8-0)				1978-79	W	57-56	A				
								1938-39	W	37-30	H	1924-25	W	33-21	A					L	87-90	H	
								1939-40	W	51-39	H	East Tenn. State (8-0)				1979-80	W	105-85	H				
												1924-25	W	33-21	A					W	74-71	A	
												East Tenn. State (8-0)				1980-81	W	72-70	A				
												1924-25	W	33-21	A					W	73-64	H	
												East Tenn. State (8-0)											



SERIES RESULTS

Game-by-Game Results Against Each Opponent

1981-82	W	51-48	H	1986-87	W	109-92	H	1966-67	W	117-97	H	1999-00	W	67-58	A	1943-44	L	51-63	N
	W	47-46	N	1999-00	L	65-70	A	1966-67	W	51-41	A	1999-00	W	101-89	H	1950-51	W	65-47	H
	W	81-67	A	2000-01	W	72-60	H	1967-68	W	71-61	H	2000-01	L	73-82	H		W	69-67	A
1982-83	W	69-58	H					1967-68	W	82-77	H	2001-02	L	68-70	A	1951-52	W	92-67	H
	L	54-61	A	Fordham (0-1)					L	77-91	A	2001-02	L	69-82	A		W	83-58	A
1983-84	L	59-73	A	1990-91	L	65-66	H	1968-69	L	80-102	A	2002-03	W	86-84	H	1952-53	W	72-60	H
	L	63-71	H						L	83-90	H	2002-03	W	94-91	H		L	79-85	A
1984-85	L	64-68	H	Franklin (Ind.) (0-1)				1969-70	L	68-72	H	2003-04	L	70-83	A	1953-54	W	65-55	A
	L	66-78	A	1924-25	L	23-49	A		L	90-94	A	2003-04	W	61-39	H		W	84-65	H
1985-86	L	55-86	A	Furman (6-1)				1970-71	W	76-69	A	2004-05	L	61-71	A	1954-55	W	71-69	A
	W	60-59	H	1962-63	W	69-68	N		W	74-60	H	2004-05	L	59-68	A		W	83-63	H
1986-87	L	81-85	A	1995-96	W	87-63	H	1971-72	W	80-76	H	2005-06	W	65-37	H	1955-56	W	72-59	A
	W	84-76	H	1997-98	W	102-55	H		L	91-98	A	2005-06	L	73-74	H		W	67-64	H
1987-88	W	92-65	H	2000-01	W	78-64	H	1972-73	W	89-86	A	2006-07	W	72-55	A	1956-57	W	81-73	A
	L	65-81	A	2005-06	W	81-60	H		W	87-52	H	2006-07	L	73-85	A		W	93-74	H
1988-89	L	78-81	H	2006-07	L	62-70	H	1973-74	W	91-71	A	2007-08	W	66-61	H	1957-58	L	60-81	A
	L	80-83	A	2008-09	W	68-49	H		W	83-78	H	2007-08	W	67-59	A		W	60-59	H
1989-90	W	71-64	A					1974-75	W	102-80	H	2008-09	W	86-74	H	1958-59	L	61-80	A
	W	67-54	H	Georgetown (1-3)					W	81-78	A	2008-09	W	50-40	H		L	67-71	H
	W	68-58	N	1990-91	L	60-70	N	1975-76	W	95-85	H	2009-10	L	57-61	A	1959-60	L	66-74	A
1990-91	W	60-57	A	2005-06	W	68-61	A		W	71-69	A	2009-10	L	58-72	A		W	62-57	H
	W	82-68	H	2006-07	L	70-83	H	1976-77	W	72-69	H		W	96-94	H	1960-61	W	69-56	A
1991-92	L	55-75	A		L	65-66	N		W	74-71	A	2010-11	W	78-66	N		W	79-59	H
	W	82-76	H	Georgetown (Ky.) (1-0)				1977-78	W	64-56	H		W	73-66	H	1961-62	L	66-71	A
1992-93	L	61-62	A	1909-10	W	45-34	A	1978-79	W	78-76	H		W	64-56	A		W	88-74	H
	W	82-64	H						L	60-63	A	Ga. Southern (1-0)				1962-63	L	62-67	A
1993-94	L	66-75	A	Geo. Washington (2-0)				1979-80	L	66-88	A	2002-03	W	96-60	H		W	75-74	H
	W	82-78	H	1990-91	W	76-74	N		W	70-69	H					1963-64	L	71-75	A
1994-95	L	58-69	H	2006-07	W	77-44	N	1980-81	W	70-55	H	Georgia State (1-0)					W	103-89	H
1995-96	L	55-77	A						L	72-80	A	1979-80	W	65-53	A	1993-94	L	77-86	N
	W	70-56	H	Georgia (85-48)				1981-82	L	53-76	A	Georgia Tech (39-32)				2005-06	L	67-76	A
1996-97	W	74-63	A	1913-14	L	32-41	A		L	57-68	H	1913-14	W	55-41	A	2006-07	W	73-64	H
	W	79-72	H	1914-15	L	35-48	H	1982-83	L	61-86	A	1919-20	W	39-21	A	2007-08	W	92-79	H
1997-98	L	69-85	A	1916-17	L	11-31	H		W	71-70	H		W	32-3	H	2008-09	L	51-63	A
	W	73-56	H	1919-20	W	40-18	H	1983-84	W	81-74	H	1924-25	W	37-26	A	Grambling State (1-0)			
1998-99	L	59-90	A	1920-21	L	17-33	H		L	71-98	A	1925-26	W	27-24	A	2010-11	W	92-59	H
	W	71-70	H	1921-22	L	26-27	N	1984-85	L	73-80	A	1926-27	L	29-36	A	Hampton (1-0)			
1999-00	W	87-77	H	1922-23	W	25-16	H		W	69-68	H	1927-28	L	31-41	A	2001-02	W	100-85	N
	L	63-89	A	1924-25	W	41-34	A	1985-86	W	77-71	H	1928-29	L	28-40	A				
2000-01	W	63-61	A	1926-27	W	46-44	N		L	70-101	A		L	15-40	A	Hardin-Simmons (1-0)			
	L	62-72	H	1933-34	W	46-29	N	1986-87	L	53-76	A	1929-30	L	25-46	A	1958-59	W	80-52	H
2001-02	L	85-95	H	1940-41	W	50-44	A		L	59-75	H		L	37-41	A				
	L	54-80	A	1941-42	W	58-38	H	1987-88	W	92-77	H	1930-31	L	35-44	A	Harvard (1-0)			
2002-03	L	75-87	A	1942-43	W	39-35	A		W	77-71	A		W	45-32	A	1993-94	W	74-58	H
	L	74-77	H		W	66-31	H	1988-89	W	76-75	H	1931-32	L	27-45	A				
2003-04	W	86-72	H	1945-46	W	44-41	H		W	85-72	A	1932-33	W	38-27	H	Hawaii (2-0)			
	L	71-81	A		L	39-51	A	1989-90	L	81-108	A	1933-34	W	24-22	H	1987-88	W	91-62	H
	L	69-91	N	1950-51	W	69-57	H		L	66-67	H		W	38-30	A	1990-91	W	74-70	N
2004-05	L	65-82	H		W	70-60	N		W	78-74	N	1934-35	W	33-32	A				
	L	61-69	A	1951-52	W	73-51	A	1990-91	W	75-74	H		W	53-25	H	Hendrix (1-0)			
2005-06	L	58-81	A		W	61-49	N		L	59-72	A	1935-36	W	43-22	H	1922-23	W	26-14	A
	L	68-73	H	1952-53	W	97-66	H		L	72-80	N		W	42-40	A				
2006-07	L	64-74	A	1953-54	W	83-67	A	1991-92	L	70-72	A	1936-37	L	37-42	N	High Point (1-0)			
	W	83-70	H	1954-55	W	78-57	H		W	86-67	H		L	27-39	A	2002-03	W	81-75	H
2007-08	L	64-86	A	1955-56	W	85-61	H	1992-93	W	78-66	H	1937-38	L	30-40	H				
	W	61-58	H		W	69-56	A		W	87-83	A		L	25-59	A	Hofstra (1-0)			
2008-09	L	69-94	H	1956-57	W	75-51	H	1993-94	W	71-67	A		L	35-40	H	1999-00	W	74-46	H
	L	68-82	A	1957-58	W	74-64	H		W	67-57	H	1938-39	L	18-50	N				
2009-10	W	95-87	H		W	69-66	A	1994-95	L	62-65	A	1939-40	W	49-42	H	Holy Cross (2-1)			
	W	64-60	A	1958-59	W	78-50	H		W	83-77	H		L	43-49	A	1950-51	L	62-64	A
2010-11	L	61-65	A	1959-60	W	79-67	H	1995-96	W	66-62	H	1940-41	L	39-57	A	1975-76	W	106-91	H
	L	76-86	H		W	80-75	A		L	68-77	A	1941-42	L	48-55	A	1991-92	W	76-72	H
	L	66-77	N	1960-61	W	87-76	H	1996-97	L	53-61	H		W	54-41	H	Houston (1-1)			
Florida A&M (1-0)				1961-62	L	69-71	A		W	86-80	A	1942-43	W	39-32	A	1986-87	L	72-73	N
1998-99	W	83-72	H	1962-63	W	82-64	H	1997-98	W	68-64	A		L	27-35	H	2001-02	W	59-50	H
Florida State (3-1)				1963-64	L	69-81	A		L	62-81	H		L	29-43	A				
1960-61	W	75-55	H	1964-65	W	75-62	A	1998-99	L	63-70	A		W	52-28	H				
				1965-66	W	77-63	A		L	67-82	H								



SERIES RESULTS

Game-by-Game Results Against Each Opponent

Howard (2-1)			Kansas State (4-5)			1975-76	L	76-77	A	2008-09	L	60-70	A	1957-58	W	78-60	H												
1901-02	L	23-33	A	1968-69	W	92-80	H	1969-70	L	78-91	A	1976-77	L	62-64	H	2009-10	L	72-85	A	1958-59	W	72-57	A						
	W	29-19	A	1970-71	L	74-72	H	1976-77	L	73-113	A		L	56-58	H	2010-11	W	81-77	H	1959-60	W	80-68	H						
1902-03	W	25-11	A	1976-77	L	66-89	A	1977-78	L	59-72	A		L	66-68	A		L	61-65	A	1960-61	L	61-65	A						
Illinois (3-6)				1977-78	L	55-69	H		L	68-78	H					1961-62	W	70-67	H	1961-62	W	70-67	H						
1970-71	L	79-96	A	1986-87	W	79-72	H	1978-79	W	68-58	H					1962-63	L	56-63	A	1962-63	L	56-63	A						
1971-72	W	95-92	H	1988-89	L	62-71	A		L	70-96	A					1963-64	W	66-64	H	1963-64	W	66-64	H						
1982-83	W	58-47	N	1989-90	W	91-81	H	1979-80	L	90-106	A					1964-65	W	96-85	A	1964-65	W	96-85	A						
	L	77-79	A	1993-94	W	82-76	N		L	73-91	H						W	106-69	H		W	106-69	H						
1983-84	L	55-69	H	Kentucky (44-134)			1980-81	L	64-78	H						1965-66	W	98-66	H	1965-66	W	98-66	H						
1992-93	L	77-93	N	1911-12	L	17-28	A		L	48-80	A						W	102-84	A	1966-67	W	102-84	A						
1992-93	W	85-68	N		L	18-22	A	1981-82	L	60-55	N							W	79-77	A	1966-67	W	79-77	A					
2008-09	L	63-69	H	1947-48	L	51-82	H		L	58-67	A								W	75-66	H	1967-68	W	75-66	H				
2009-10	L	68-79	A		L	43-79	A	1982-83	L	69-73	H									W	99-91	A	1967-68	W	99-91	A			
Illinois-Chicago (0-1)				1948-49	L	50-72	H		L	77-82	H										W	115-86	A	1968-69	W	115-86	A		
2008-09	L	55-74	H		L	37-70	A	1983-84	L	63-82	A											W	94-92	H	1968-69	W	94-92	H	
Illinois State (1-0)				1949-50	L	54-58	H		L	46-67	A											W	85-83	A	1969-70	W	85-83	A	
1993-94	W	92-75	H		L	37-70	A	1984-85	L	54-58	H												L	86-109	A	1969-70	L	86-109	A
Indiana (3-6)				1950-51	L	66-70	A		L	58-75	A												L	89-99	H	1970-71	W	81-75	A
1934-35	L	30-39	A		L	49-74	H	1985-86	L	62-68	H												L	85-87	H	1970-71	L	85-87	H
1935-36	L	18-56	A		L	57-89	A		L	71-80	H												W	80-73	A	1971-72	W	80-73	A
1986-87	W	79-75	H		W	61-57	N	1986-87	L	65-73	A												W	104-83	H	1971-72	W	104-83	H
1987-88	L	61-63	A	1951-52	L	51-88	H	1986-87	L	65-71	H												W	71-66	A	1972-73	W	71-66	A
1990-91	L	73-84	H		L	45-75	A	1987-88	L	54-65	A												W	82-72	H	1972-73	W	82-72	H
1991-92	L	51-88	A	1953-54	L	63-85	H	1987-88	L	74-81	A												W	91-88	H	1973-74	L	81-84	A
2002-03	L	56-73	A		L	64-100	A	1988-89	W	83-66	H												W	91-82	H	1973-74	L	81-84	A
2003-04	W	73-60	H	1954-55	L	71-75	H		L	61-70	A												W	83-74	A	1974-75	W	91-82	H
2004-05	W	67-60	A		L	59-71	A	1988-89	W	81-51	H												W	103-90	H	1974-75	W	91-82	H
IUPUI (2-0)				1955-56	W	81-73	H	1989-90	W	77-63	N												W	87-74	A	1975-76	W	103-90	H
2003-04	W	86-68	H		L	55-76	A	1989-90	W	92-85	H												W	75-89	A	1976-77	L	75-89	A
2005-06	W	53-45	H	1956-57	L	83-91	H	1990-91	L	73-100	A												W	68-67	H	1976-77	W	68-67	H
Indiana State (1-1)					L	78-80	A	1990-91	L	50-58	A												W	74-95	A	1977-78	L	74-95	A
1981-82	W	72-66	H	1957-58	L	81-86	H	1991-92	W	98-87	H												W	55-77	H	1977-78	L	55-77	H
1984-85	L	77-88	A		L	61-65	A	1991-92	L	71-84	H												W	73-80	A	1978-79	L	73-80	A
Iona (2-0)				1958-59	W	75-66	H		L	56-80	A												W	88-87	H	1978-79	W	88-87	H
1980-81	W	92-56	N		L	71-83	A	1992-93	L	57-76	N												W	71-92	A	1979-80	L	71-92	A
2007-08	W	97-73	H	1959-60	L	59-76	H	1992-93	W	101-86	H												W	77-66	H	1979-80	W	77-66	H
Iowa State (3-4)					L	60-68	A	1993-94	L	67-82	A												W	81-83	A	1980-81	L	81-83	A
1935-36	L	28-38	H	1960-61	W	64-62	H		L	82-107	A												W	61-77	A	1980-81	L	61-77	A
1955-56	L	76-87	A		L	59-60	A	1994-95	L	69-77	H												W	81-86	H	1981-82	L	81-86	H
1975-76	W	105-80	A	1961-62	L	67-88	N		L	68-81	A												W	73-80	H	1981-82	L	73-80	H
1976-77	W	69-68	H		L	68-77	H	1995-96	L	60-71	H												W	70-78	A	1982-83	L	70-78	A
1980-81	W	97-87	H	1962-63	L	80-87	A		L	81-120	H												W	67-65	H	1982-83	W	67-65	H
1983-34	L	72-73	A		L	82-106	H	1996-97	L	63-101	A												W	53-66	A	1983-84	L	53-66	A
1985-86	L	79-80	H		W	69-67	A		L	46-58	A												W	66-73	A	1983-84	L	66-73	A
Jacksonville (1-1)				1963-64	W	85-83	H	1997-98	L	79-82	H												W	74-68	H	1984-85	L	74-68	H
1974-75	L	104-107	N		L	73-104	A		L	71-62	A												W	68-69	H	1984-85	L	68-69	H
1986-87	W	74-72	H	1964-65	W	97-79	A	1998-99	L	63-61	H												W	55-64	A	1985-86	L	55-64	A
Jacksonville State (1-0)				1965-66	L	83-96	A		L	57-73	H												W	67-84	A	1985-86	L	67-84	A
2005-06	W	67-46	H		L	90-105	H	1999-00	L	63-88	A												W	68-74	H	1986-87	W	68-74	H
James Madison (1-0)				1966-67	W	91-89	A		L	52-72	A												W	63-61	A	1986-87	W	63-61	A
2000-01	W	84-70	H		W	110-94	H	2000-01	L	73-81	H												W	66-65	H	1987-88	W	66-65	H
Kansas (2-2)				1967-68	L	78-94	H		L	75-86	A												W	39-51	H	1987-88	L	39-51	H
1972-73	W	72-64	A		L	80-85	A	2001-02	L	74-79	H												W	79-94	A	1988-89	L	79-94	A
1973-74	W	83-72	H	1968-69	L	80-85	A		L	59-67	A												W	80-87	N	1988-89	L	80-87	N
1987-88	L	64-77	N		W	89-103	A	2002-03	W	86-73	H												W	84-85	A	1989-90	W	84-85	A
1997-98	L	82-89	N	1969-70	W	101-99	H		L	52-74	H																		



SERIES RESULTS

Game-by-Game Results Against Each Opponent

1997-98	W	60-58	H	Memphis (8-6)	1950-51	W	58-45	H	1971-72	L	88-94	A	1923-24	W	24-23	A				
1998-99	L	59-64	A	1925-26	L	20-37	A	1951-52	W	80-49	H	1972-73	L	65-92	A	1924-25	L	20-29	A	
1999-00	W	65-62	H	1963-64	W	85-79	H	1953-54	W	86-65	H	1972-73	W	89-83	H	1925-26	L	27-36	A	
	L	60-71	N	1971-72	W	83-82	H	1972-73	W	69-57	A	1972-73	W	59-57	H		W	21-20	H	
2000-01	W	71-67	A	1972-73	L	71-74	H	1974-75	W	81-68	H		W	59-49	A	1926-27	W	35-34	A	
2001-02	W	68-63	H	1973-74	W	75-71	A	1976-77	W	62-59	H	1973-74	W	71-56	H	1927-28	L	38-44	A	
	L	62-69	N	1979-80	W	87-72	A	1982-83	W	64-53	H		W	84-68	A	1928-29	L	32-47	A	
2002-03	L	60-79	A	1980-81	W	111-96	H	1984-85	W	94-82	H	1974-75	W	80-66	A	1932-33	L	36-48	N	
2003-04	W	74-54	H	1991-92	L	70-72	H	1992-93	W	81-51	H		W	86-80	H	1938-39	W	73-40	N	
2004-05	L	69-81	A	1992-93	L	78-84	A	1994-95	L	90-93	A	1975-76	W	61-60	H	1939-40	W	46-36	N	
2005-06	L	66-77	H	1996-97	W	66-59	A	1995-96	W	70-56	H		L	72-81	A	1941-42	W	41-38	A	
	L	73-92	N		W	69-62	H	2008-09	W	65-57	H	1976-77	W	77-72	H	1942-43	L	40-45	A	
2006-07	W	64-53	A	1997-98	W	86-77	H	2009-10	W	73-53	H		L	66-75	H		W	45-35	H	
2007-08	W	92-76	H	1998-99	L	56-65	A	2010-11	W	72-53	A	1977-78	W	66-63	H	1946-47	W	64-44	H	
2008-09	W	75-67	A	2004-05	L	68-81	A						L	57-61	A	1947-48	L	46-51	A	
2009-10	W	77-69	H					Milligan (1-0)					1978-79	W	94-70	H		W	51-48	H
2010-11	W	90-69	A					1922-23	W	41-20	A		1979-80	W	66-58	A	1948-49	W	35-29	A
	W	62-50	N										L	66-67	H		W	90-45	H	
Louisiana Tech (1-1)				1910-11	W	26-25	A	Minnesota (0-4)				1980-81	L	78-89	A	1949-50	W	62-50	A	
1989-90	W	98-90	H	1920-21	L	13-21	H	1956-57	L	60-63	A		L	44-46	A		W	85-50	H	
2001-02	L	68-83	A		W	20-9	A	1957-58	L	85-89	H		W	52-50	H	1950-51	W	63-60	A	
Louisville (7-8)				1921-22	W	18-17	A	1958-59	L	76-77	A	1981-82	L	51-71	N	1951-52	W	86-61	A	
1929-30	L	22-24	A	1922-23	L	29-32	A	1959-60	L	59-72	H		W	65-55	H	1952-53	L	75-82	A	
1930-31	W	32-23	A		W	37-35	A					L	48-51	A	1953-54	W	79-69	H		
1945-46	L	27-60	A	1923-24	W	23-11	A	Mississippi (72-39)				1982-83	L	62-77	H	1954-55	W	72-52	A	
1962-63	W	95-72	H	1924-25	L	30-31	A	1924-25	W	19-18	A		L	51-62	A	1955-56	W	69-49	H	
1963-64	W	91-82	A	1925-26	W	22-18	A	1925-26	L	18-32	A	1983-84	W	76-55	A	1956-57	L	62-63	A	
1964-65	W	80-47	H	1926-27	W	36-33	A	1926-27	W	33-32	H		W	70-60	H	1957-58	W	74-62	H	
1970-71	L	74-82	H	1927-28	L	31-38	A		W	32-20	N	1984-85	W	77-57	N	1958-59	L	65-83	A	
1972-73	W	66-57	A	1928-29	L	40-60	A	1928-29	L	46-48	A		W	63-61	H	1959-60	W	79-72	H	
1976-77	L	76-81	H	1976-77	W	35-33	H	1937-38	L	30-68	N	1985-86	L	55-60	H	1960-61	L	65-74	A	
1977-78	L	66-96	A	2009-10	W	99-59	H	1940-41	W	80-47	H		W	81-70	A	1961-62	W	100-86	H	
1982-83	L	70-80	N	Miami (Ohio) (3-1)				1941-42	L	31-38	A	1986-87	W	66-63	H	1962-63	L	55-58	A	
1988-89	W	65-62	H	1931-32	W	28-22	A	1942-43	L	44-49	A		W	66-59	H	1963-64	W	90-56	H	
1989-90	L	75-101	A	1935-36	L	23-34	H		W	55-30	H	1987-88	L	54-77	A	1964-65	W	94-70	A	
1992-93	W	90-88	H	1964-65	W	74-68	H	1945-46	W	39-31	A		W	60-57	A	1965-66	L	90-92	H	
1993-94	L	62-78	A	1970-71	W	74-67	H	1946-47	W	55-40	H	1988-89	W	93-68	H	1966-67	W	79-64	H	
Loyola (Chicago) (0-3)				Michigan (2-6)				1947-48	L	42-53	A		W	72-65	A		L	71-74	A	
1926-27	L	7-31	A	1920-21	L	7-21	H	1948-49	W	71-49	H	1989-90	W	71-69	H	1967-68	W	90-69	A	
1929-30	L	16-33	A	1960-61	W	58-43	H		W	62-49	A		W	86-79	H		W	84-73	H	
1935-36	L	22-25	A	1964-65	L	85-87	N	1949-50	W	64-52	H		L	67-68	A	1968-69	W	108-87	H	
Loyola (New Or.) (0-1)				1975-76	L	63-90	A		W	44-37	A	1990-91	L	62-65	N		W	120-83	A	
1957-58	L	80-84	N	1976-77	L	76-97	H	1950-51	W	80-47	H		W	89-52	H	1969-70	W	93-79	A	
Manhattan (2-0)				1988-89	L	66-91	N	1951-52	W	70-63	A		L	58-74	A		W	78-72	H	
1982-83	W	85-71	N	2002-03	L	66-70	A	1952-53	W	59-51	H	1991-92	L	72-84	A	1970-71	W	86-73	H	
2009-10	W	86-48	H	2003-04	W	83-63	H	1953-54	L	65-79	A	1992-93	W	89-59	H		L	73-81	A	
Marquette (2-3)				Michigan State (1-0)				1954-55	W	74-78	H	1993-94	L	72-77	A	1971-72	L	69-76	A	
1920-21	L	6-29	H	1967-68	W	73-63	N		L	94-69	H	1994-95	W	82-75	H		W	104-82	H	
1925-26	L	16-19	A					1955-56	L	63-77	A	1995-96	L	55-78	A	1972-73	W	75-69	H	
1926-27	W	22-15	A	Middle Tenn. (28-4)				1956-57	W	88-73	H	1996-97	L	62-64	N		W	74-70	A	
1973-74	L	61-69	N	1913-14	W	53-5	A		W	90-61	H		W	67-64	H	1973-74	W	75-69	H	
2010-11	W	77-76	H	1920-21	W	14-9	H		L	66-68	A	1997-98	L	87-76	A	1974-75	W	60-59	A	
Maryland (0-1)				1924-25	L	28-31	A	1957-58	W	68-59	H	1998-99	W	79-64	H		W	96-85	A	
1957-58	L	56-71	N	1925-26	W	30-29	A	1958-59	W	79-74	A	1999-00	L	67-75	A	1975-76	W	76-72	H	
Maryville (1-0)				1925-26	W	51-19	A	1959-60	W	66-58	H	2000-01	L	68-81	H		W	71-66	A	
1919-20	W	22-10	A	1926-27	W	25-24	A	1960-61	L	72-74	A	2001-02	L	61-73	A		W	76-75	H	
Massachusetts (2-0)				1926-27	W	59-19	H	1961-62	W	80-58	H	2002-03	W	76-68	H	1976-77	L	77-102	A	
2007-08	W	97-88	H	1927-28	W	52-20	A	1962-63	W	79-72	H	2003-04	W	77-65	A		W	68-66	H	
2008-09	W	78-48	A	1928-29	W	35-29	A	1963-64	W	88-81	H		W	70-50	N	1977-78	L	73-79	A	
				1928-29	W	42-41	A	1964-65	W	84-70	A	2004-05	W	73-51	H		L	48-55	H	
				1929-30	L	31-45	A	1965-66	W	106-58	H	2005-06	W	77-62	A	1978-79	L	68-74	A	
				1930-31	W	34-33	A	1966-67	W	78-70	A	2006-07	W	85-80	H		W	70-68	H	
				1931-32	W	42-20	A		W	72-67	H	2007-08	L	58-74	A	1979-80	L	106-110	H	
				1933-32	W	38-32	A	1967-68	W	96-70	H	2008-09	W	71-61	H		W	92-74	H	
				1936-37	L	35-40	A	1968-69	W	90-72	A	2009-10	W	82-78	A	1980-81	W	79-61	H	
				1949-50	W	39-30	A		L	62-55	H	2010-11	W	84-74	H		L	68-69	A	
					W	39-12	H		W	87-75	A	Miss. State (74-44)				1981-82	W	66-53	A	
					W	74-39	H	1969-70	L	67-75	A	1921-22	W	22-18	H		L	31-33	H	
								1970-71	W	80-83	H	1922-23	W	34-27	H	1982-83	L	48-64	A	
									W	130-112	H									



SERIES RESULTS

Game-by-Game Results Against Each Opponent

1983-84	W 63-60 H	1988-89	W 74-57 H	UNC-Charlotte (0-1)	1975-76	L 61-78 H	Pittsburg (Kan.) (0-1)	1996-97	W 81-61 H		
	L 61-76 N	2009-10	L 65-66 N				1923-24	L 32-33 A	1997-98	L 74-78 A	
	W 67-54 H	Navy (2-2)		UNC Greensboro (2-0)	1997-98	W 83-65 H	Pittsburgh (1-1)	Saint Mary's (2-0)	2009-10	W 72-70 A	
1984-85	W 57-54 A	1943-44	L 17-47 H	2005-06	W 85-53 H		1935-36	L 32-57 A	2010-11	W 89-70 H	
	L 70-71 H		W 37-31 A			N.C. State (2-1)	1987-88	W 80-74 N			
1985-86	W 81-71 A	1958-59	L 61-67 H			1968-69	W 65-59 A	Samford (4-0)	1973-74	W 69-65 H	
	L 60-64 A	1961-62	W 77-74 N			1969-70	L 70-76 H	1981-82	W 98-63 H	1988-90	W 100-76 H
	W 77-65 H					2003-04	W 75-73 N	1989-90	W 100-76 H	1994-95	W 75-51 H
	L 54-62 N	Nebraska (5-2)		UNC-Wilmington (1-0)	1991-92	W 90-71 H	Portland (2-0)	Presbyterian (1-0)	San Francisco St. (1-0)	1978-79	W 82-52 H
1986-87	W 76-57 A	1955-56	W 66-48 A				1966-67	W 98-63 H	Seton Hall (1-0)		
	W 66-58 H	1956-57	W 78-54 H			Northwestern (4-1)	1969-70	W 124-73 H	1967-68	W 85-67 H	
1987-88	L 68-73 A	1973-74	W 82-58 H			1965-66	W 59-58 A	Princeton (4-0)			
1988-89	W 80-71 A	1974-75	L 66-81 A			1966-67	W 116-92 H	1959-60	W 72-54 H		
	W 77-58 H	1975-76	L 57-68 H			1989-90	W 81-80 H	1984-85	W 68-47 H		
1989-90	W 81-68 H	1997-98	W 80-69 N			1991-92	L 81-83 A	1985-86	W 49-44 A		
	L 68-83 A	2010-11	W 59-49 N			1992-93	W 86-66 H	1993-94	W 61-43 N		
1990-91	L 62-85 A	New Hampshire (1-0)				Notre Dame (4-5)		Providence (1-0)			
	W 91-70 H	1991-92	W 100-67 H			1973-74	L 88-118 N	1998-99	W 72-66 N		
1991-92	L 71-74 H					1986-87	W 60-56 H	PR-Mayaguez (1-0)			
	W 77-55 N	New Mexico (3-0)				1987-88	W 75-66 A	2006-07	W 102-59 N		
1992-93	W 80-39 A	1956-57	W 81-59 H			1988-89	L 65-81 N	Purdue (1-1)			
1993-94	W 84-67 H	1960-61	W 66-59 A			1988-89	L 65-81 N	1929-30	L 22-43 A		
1994-95	L 48-76 A	1986-87	W 87-71 N			1998-99	W 68-63 H	1965-66	W 94-72 H		
1995-96	W 69-64 H	New Mexico St. (3-0)				1999-00	W 87-85 A	Rhode Island (0-2)			
1996-97	L 53-60 A	1955-56	W 64-40 H			2000-01	L 74-77 H	1991-92	L 63-68 H		
	W 73-67 N	1957-58	W 73-59 A			2002-03	L 63-76 A	1998-99	L 69-82 N		
1997-98	W 77-73 H	1997-98	W 79-72 N			2005-06	L 69-79 A	Rice (15-3)			
1998-99	L 62-67 A	New Orleans (3-0)				Ohio (1-0)		1951-52	W 65-56 H		
	L 58-76 N	1989-90	W 88-65 H			1987-88	W 93-77 H	1953-54	L 60-79 H		
1999-00	W 76-53 N	1993-94	W 78-59 H			Ohio State (4-3)		1959-60	W 82-72 A		
	W 65-64 H	2005-06	W 78-72 H			1922-23	L 20-27 A	1960-61	W 70-44 H		
2000-01	L 63-80 A	New York Univ. (1-1)				1931-32	W 28-27 A	1961-62	L 64-71 A		
2001-02	L 43-66 H	1949-50	W 65-59 A			1932-33	L 26-45 A	1962-63	W 80-68 H		
2002-03	L 60-82 A	1950-51	L 56-87 A			1955-56	W 76-67 A	1963-64	W 82-68 A		
2003-04	L 69-72 H	Nicholls State (1-0)				1988-89	L 82-97 N	1964-65	W 78-49 H		
	W 74-70 N	1996-97	W 85-37 H			1997-98	W 64-54 A	1968-69	W 85-77 H		
2004-05	L 54-60 A	2006-07	W 76-40 H			1998-99	W 92-86 H	1971-72	W 105-87 H		
2005-06	W 80-52 H	North Alabama (2-0)				Oklahoma (2-0)		1973-74	W 89-80 N		
2006-07	L 70-83 A	1980-81	W 111-79 H			1955-56	W 78-69 H	1977-78	W 87-69 A		
2007-08	W 86-85 H	1981-82	W 116-88 H			1993-94	W 77-67 N	1978-79	W 88-59 H		
2008-09	L 66-73 A	North Carolina (4-6)				Oklahoma State (1-1)		1979-80	W 94-75 H		
2009-10	W 75-72 H	1923-24	L 20-37 N			1949-50	L 61-62 N	1990-91	W 75-68 H		
	L 52-62 N	1930-31	L 21-23 A			1964-65	W 60-58 H	1995-96	L 77-78 H		
2010-11	W 81-74 A	1964-65	L 78-84 A			Oregon (4-2)		2006-07	W 74-69 A		
	W 87-81 N	1965-66	W 81-72 H			1967-68	W 70-59 H	2007-08	W 76-58 H		
Miss. Valley St. (1-0)		1967-68	W 89-76 H			1992-93	W 83-81 N	Richmond (2-1)			
1996-97	W 92-56 H	1968-69	L 78-100 A			1997-98	W 69-58 H	1977-78	W 101-68 H		
Missouri (3-2)		1987-88	W 78-76 H			1998-99	L 70-90 A	1978-79	W 70-59 A		
1958-89	L 72-78 A	1988-89	L 77-89 A			2004-05	L 65-75 N	2010-11	L 66-69 N		
1961-62	W 77-65 H	1995-96	L 63-71 N			2005-06	W 76-75 H	Saint Francis (1-0)			
1986-87	W 69-54 N	2010-11	W 72-65 N			Pennsylvania (2-1)		2008-09	W 84-55 H		
2009-10	W 89-83 H	N.C. A&T (2-0)				1962-63	L 70-74 A	Saint Louis (5-3)			
2010-11	L 82-85 A	1992-93	W 87-51 N			1985-86	W 89-76 H	1925-26	L 22-35 A		
Monmouth (0-1)		1995-96	W 96-81 H			1986-87	W 71-70 A	1926-27	W 40-21 A		
2001-02	L 67-81 N	UNC-Asheville (3-0)				Penn State (2-1)		1929-30	L 16-46 A		
Morehead State (4-0)		1990-91	W 103-66 H			1989-90	W 75-62 N	1969-70	W 76-66 H		
1987-88	W 81-73 H	1994-95	W 82-44 H			1993-94	W 83-60 H	1982-83	W 88-67 H		
1998-99	W 79-69 H	1995-96	W 80-66 H			1994-95	L 73-95 A	1989-90	W 74-72 N		
2001-02	W 83-73 H							1996-97	W 81-61 H		
2008-09	W 74-48 H							1997-98	L 74-78 A		
Murray State (3-2)											
1930-31	W 48-29 A										
1939-40	W 46-37 H										
1945-46	L 34-53 A										



SERIES RESULTS

Game-by-Game Results Against Each Opponent

Siena (0-1) 2007-08 L 83-62 N	2010-11 W 85-52 H	Stetson (1-0) 1999-00 W 94-62 H	1949-50 L 64-67 A W 67-52 A	1982-83 L 54-57 N W 61-60 A	
South Alabama (1-0) 2007-08 W 91-88 H	Southern Cal. (1-4) 1965-66 L 72-74 H 1968-69 W 85-75 H 1969-70 L 89-108 A 1974-75 L 93-98 N 1975-76 L 72-77 H	SW Presbyterian (6-1) 1906-07 W 27-15 H 1907-08 L 10-20 A 1908-09 W 56-19 H 1914-15 W 85-20 H 1917-18 W 79-16 A 1920-21 W 40-27 H 1921-22 W 36-24 H	W 50-44 H L 44-50 N W 58-57 H L 59-61 A W 88-52 N W 80-60 H L 50-68 A W 77-69 H L 79-83 A W 85-64 H L 53-62 A L 76-80 H W 73-69 A W 76-71 H W 84-57 A W 96-68 H W 71-68 A W 69-62 H L 55-67 A W 83-70 H L 60-65 A W 76-60 H L 60-72 A W 63-53 H W 68-66 A W 76-60 H L 83-85 A W 97-76 H W 68-50 A W 74-72 H L 55-57 A L 62-64 H W 77-72 H L 66-79 A W 53-50 A W 53-52 H W 65-59 H L 53-70 A L 62-64 A W 75-63 H L 61-65 A L 60-70 H L 72-77 H W 65-60 A L 69-79 H L 75-81 H L 74-87 A L 62-72 A W 86-74 H W 82-65 A L 53-59 H L 61-65 H L 71-75 A W 77-66 H L 59-73 A L 69-73 H L 55-65 A W 56-55 H L 46-59 A L 70-71 H L 78-83 A L 63-71 A L 48-51 H L 66-72 H L 72-79 A L 69-71 A L 55-59 H	1983-84 L 69-76 H L 61-67 A 1984-85 L 79-87 A W 85-82 H L 51-71 N 1985-86 W 60-59 H W 66-62 A 1986-87 L 72-81 H L 69-79 A L 57-75 N 1987-88 L 72-80 A W 90-62 H 1988-89 W 68-56 H L 61-78 A 1989-90 L 72-73 A W 98-74 H W 89-85 H 1990-91 W 108-68 H L 73-85 A 1991-92 L 75-91 A W 89-84 H 1992-93 W 82-65 A W 90-82 H 1993-94 W 85-73 H W 84-67 A 1994-95 L 63-67 H L 58-62 A 1995-96 W 65-55 H L 79-94 A 1996-97 L 65-75 A W 66-53 H 1997-98 W 80-79 H L 90-76 A 1998-99 L 67-78 H L 62-63 A 1999-00 W 76-73 A W 85-72 H 2000-01 L 50-72 A L 70-78 H 2001-02 L 65-67 H W 67-62 A 2002-03 L 66-71 A L 65-70 H 2003-04 L 66-76 A W 61-58 H 2004-05 W 88-63 A W 67-62 H 2005-06 L 62-69 A L 59-68 H 2006-07 W 82-81 H L 57-84 A 2007-08 L 60-80 A W 72-69 H 2008-09 L 63-76 H L 50-69 A 2009-10 W 85-76 A W 90-71 H 2010-11 L 64-67 A L 51-60 H	
South Carolina (23-23) 1926-27 W 31-25 N 1932-33 W 31-29 A 1959-60 W 85-73 H 1963-64 W 106-78 H 1982-83 L 71-85 A 1983-84 W 69-63 H 1986-87 L 91-96 N 1991-92 W 79-75 H L 68-77 A 1992-93 W 76-72 H W 77-73 A 1993-94 W 97-83 H W 96-91 A 1994-95 L 74-76 H W 91-83 A 1995-96 L 83-87 A W 107-97 H L 70-80 N 1996-97 L 64-65 H L 53-74 A 1997-98 L 70-71 A L 61-65 H 1998-99 W 77-66 H L 57-69 A 1999-00 L 71-72 H W 61-60 A 2000-01 L 65-70 H L 49-57 A 2001-02 L 43-66 H W 60-51 A 2002-03 L 72-84 H L 64-76 A 2003-04 L 55-57 H L 75-82 A 2004-05 L 63-68 A W 76-65 H 2005-06 L 64-66 H W 57-56 A 2006-07 W 78-68 H W 99-90 A 2007-08 W 80-73 H W 66-65 A 2008-09 L 76-86 A W 96-83 H 2009-10 W 89-79 A L 73-77 H 2010-11 L 75-83 A W 78-60 H	Southern Illinois (1-1) 1974-75 W 79-72 H 2004-05 L 53-67 N	Syracuse (1-1) 1965-66 W 113-98 H 1993-94 L 62-78 N	1950-51 W 58-57 H L 59-61 A 1951-52 W 80-60 H L 50-68 A 1952-53 W 77-69 H L 79-83 A 1953-54 L 53-62 A L 76-80 H 1954-55 W 73-69 A W 76-71 H 1955-56 W 84-57 A W 96-68 H 1956-57 W 71-68 A W 69-62 H 1957-58 L 55-67 A W 83-70 H 1958-59 L 60-65 A W 76-60 H 1959-60 L 60-72 A W 63-53 H 1960-61 W 68-66 A W 76-60 H 1961-62 L 83-85 A W 97-76 H 1962-63 W 68-50 A W 74-72 H 1963-64 L 55-57 A L 62-64 H 1964-65 W 77-72 H L 66-79 A 1965-66 W 53-50 A W 53-52 H 1966-67 W 65-59 H L 53-70 A 1967-68 L 62-64 A W 75-63 H 1968-69 L 61-65 A L 60-70 H 1969-70 L 72-77 H L 76-83 A 1970-71 W 65-60 A L 69-79 H 1971-72 L 75-81 H L 74-87 A 1972-73 L 62-72 A W 86-74 H 1973-74 W 82-65 A L 53-59 H 1974-75 L 61-65 H L 71-75 A 1975-76 W 77-66 H L 59-73 A 1976-77 L 69-73 H L 55-65 A 1977-78 W 56-55 H L 46-59 A 1978-79 L 70-71 H L 78-83 A 1979-80 L 63-71 A L 48-51 H 1980-81 L 66-72 H L 72-79 A 1981-82 L 69-71 A L 55-59 H	1982-83 L 54-57 N W 61-60 A 1983-84 L 69-76 H L 61-67 A 1984-85 L 79-87 A W 85-82 H L 51-71 N 1985-86 W 60-59 H W 66-62 A 1986-87 L 72-81 H L 69-79 A L 57-75 N 1987-88 L 72-80 A W 90-62 H 1988-89 W 68-56 H L 61-78 A 1989-90 L 72-73 A W 98-74 H W 89-85 H 1990-91 W 108-68 H L 73-85 A 1991-92 L 75-91 A W 89-84 H 1992-93 W 82-65 A W 90-82 H 1993-94 W 85-73 H W 84-67 A 1994-95 L 63-67 H L 58-62 A 1995-96 W 65-55 H L 79-94 A 1996-97 L 65-75 A W 66-53 H 1997-98 W 80-79 H L 90-76 A 1998-99 L 67-78 H L 62-63 A 1999-00 W 76-73 A W 85-72 H 2000-01 L 50-72 A L 70-78 H 2001-02 L 65-67 H W 67-62 A 2002-03 L 66-71 A L 65-70 H 2003-04 L 66-76 A W 61-58 H 2004-05 W 88-63 A W 67-62 H 2005-06 L 62-69 A L 59-68 H 2006-07 W 82-81 H L 57-84 A 2007-08 L 60-80 A W 72-69 H 2008-09 L 63-76 H L 50-69 A 2009-10 W 85-76 A W 90-71 H 2010-11 L 64-67 A L 51-60 H	
So. Carolina St. (1-0) 2000-01 W 65-60 H	Southern (Ky.) (1-0) 1907-08 W 28-15 A	Temple (1-2) 1949-50 L 35-55 A W 49-45 N 1992-93 L 59-67 N	1966-67 W 53-50 A W 53-52 H 1966-67 W 65-59 H L 53-70 A L 62-64 A W 75-63 H L 61-65 A L 60-70 H L 72-77 H W 65-60 A L 69-79 H L 75-81 H L 74-87 A L 62-72 A W 86-74 H W 82-65 A L 53-59 H L 61-65 H L 71-75 A W 77-66 H L 59-73 A L 69-73 H L 55-65 A W 56-55 H L 46-59 A L 70-71 H L 78-83 A L 63-71 A L 48-51 H L 66-72 H L 72-79 A L 69-71 A L 55-59 H	Chattanooga (13-3) 1908-09 W 32-17 A W 52-23 H 1921-22 W 20-13 A L 24-29 A 1922-23 W 28-27 A 1923-24 W 34-22 A	
South Florida (2-1) 1983-84 W 58-44 H 1985-86 L 65-66 N 2008-09 W 71-52 N	Southern Miss. (1-1) 1986-87 L 88-95 H 2009-10 W 82-46 H	Tennessee (69-110) 1921-22 L 5-20 A L 15-16 A 1922-23 W 28-25 A 1923-24 L 23-36 A 1924-25 W 27-18 A 1925-26 L 32-38 A 1926-27 W 35-25 H 1927-28 W 28-26 A 1928-29 L 22-26 A 1929-30 L 21-23 A L 33-38 A 1930-31 W 41-40 A L 34-37 A 1931-32 L 25-27 A L 22-27 A 1932-33 W 37-32 H L 27-35 A 1933-34 W 31-26 H L 34-45 A 1934-35 L 29-39 H L 37-39 A 1935-36 W 33-30 H L 33-34 A 1936-37 L 30-50 H L 28-34 A 1937-38 L 30-37 H L 26-38 A 1938-39 L 31-33 A W 56-38 H L 36-39 N 1939-40 L 23-29 A L 31-34 H 1940-41 L 36-37 H L 25-46 A 1941-42 L 33-34 H L 26-39 A 1942-43 W 30-27 H L 22-44 A L 31-41 N 1945-46 L 33-55 H L 32-42 A L 32-46 N 1946-47 L 47-54 H L 21-56 A 1947-48 L 48-63 H L 53-72 A 1948-49 L 51-53 H	St. Bonaventure (1-0) 1997-98 W 73-61 H	1967-68 L 83-85 A W 97-76 H 1962-63 W 68-50 A W 74-72 H 1963-64 L 55-57 A L 62-64 H 1964-65 W 77-72 H L 66-79 A 1965-66 W 53-50 A W 53-52 H 1966-67 W 65-59 H L 53-70 A L 62-64 A W 75-63 H L 61-65 A L 60-70 H L 72-77 H W 65-60 A L 69-79 H L 75-81 H L 74-87 A L 62-72 A W 86-74 H W 82-65 A L 53-59 H L 61-65 H L 71-75 A W 77-66 H L 59-73 A L 69-73 H L 55-65 A W 56-55 H L 46-59 A L 70-71 H L 78-83 A L 63-71 A L 48-51 H L 66-72 H L 72-79 A L 69-71 A L 55-59 H	Stanford (0-2) 1954-55 L 64-72 H 1988-89 L 68-89 H
SE Missouri St. (1-0) 2001-02 W 76-71 H	St. John's (N.Y.) (1-5) 1951-52 L 54-69 A 1970-71 L 81-85 H 1971-72 L 81-98 A 1974-75 W 73-53 H 1976-77 L 53-63 A 1977-78 L 54-59 H	Tennessee (69-110) 1921-22 L 5-20 A L 15-16 A 1922-23 W 28-25 A 1923-24 L 23-36 A 1924-25 W 27-18 A 1925-26 L 32-38 A 1926-27 W 35-25 H 1927-28 W 28-26 A 1928-29 L 22-26 A 1929-30 L 21-23 A L 33-38 A 1930-31 W 41-40 A L 34-37 A 1931-32 L 25-27 A L 22-27 A 1932-33 W 37-32 H L 27-35 A 1933-34 W 31-26 H L 34-45 A 1934-35 L 29-39 H L 37-39 A 1935-36 W 33-30 H L 33-34 A 1936-37 L 30-50 H L 28-34 A 1937-38 L 30-37 H L 26-38 A 1938-39 L 31-33 A W 56-38 H L 36-39 N 1939-40 L 23-29 A L 31-34 H 1940-41 L 36-37 H L 25-46 A 1941-42 L 33-34 H L 26-39 A 1942-43 W 30-27 H L 22-44 A L 31-41 N 1945-46 L 33-55 H L 32-42 A L 32-46 N 1946-47 L 47-54 H L 21-56 A 1947-48 L 48-63 H L 53-72 A 1948-49 L 51-53 H	1967-68 L 83-85 A W 97-76 H 1962-63 W 68-50 A W 74-72 H 1963-64 L 55-57 A L 62-64 H 1964-65 W 77-72 H L 66-79 A 1965-66 W 53-50 A W 53-52 H 1966-67 W 65-59 H L 53-70 A L 62-64 A W 75-63 H L 61-65 A L 60-70 H L 72-77 H W 65-60 A L 69-79 H L 75-81 H L 74-87 A L 62-72 A W 86-74 H W 82-65 A L 53-59 H L 61-65 H L 71-75 A W 77-66 H L 59-73 A L 69-73 H L 55-65 A W 56-55 H L 46-59 A L 70-71 H L 78-83 A L 63-71 A L 48-51 H L 66-72 H L 72-79 A L 69-71 A L 55-59 H		
Southeastern La. (2-0) 2002-03 W 80-58 H					



SERIES RESULTS

Game-by-Game Results Against Each Opponent

1931-32	L	26-28	A	Texas Tech (6-2)	Valparaiso (2-0)	2000-01	W	85-63	H							
1936-37	W	34-28	H	1951-52	W	55-49	H	1996-97	W	74-66	H	Western Ky. (14-11)				
	L	29-30	A	1953-54	W	75-71	H	2007-08	W	87-78	H	1925-26	L	29-34	A	
1937-38	W	44-30	A	1960-61	W	80-78	A					1926-27	W	40-20	A	
1938-39	W	61-24	A	1961-62	L	64-71	H	Vermont (2-0)					L	25-26	H	
1948-49	W	66-51	A	1964-65	W	83-73	H	1973-74	W	91-56	H	1929-30	W	32-18	A	
1949-50	W	75-40	H	1973-74	W	84-82	A	1984-85	W	73-55	H	1936-37	L	27-40	A	
1960-61	W	92-78	H	1974-75	W	95-86	H	Villanova (0-1)					L	15-35	H	
1986-87	W	93-64	H	1979-80	L	86-89	H	1993-94	L	73-80	N	1937-38	L	25-39	H	
2001-02	W	69-57	N									L	18-38	A		
				Texas Wesleyan (1-0)	Virginia (5-1)							1938-39	L	31-51	A	
Tenn.-Martin (5-0)				1979-80	W	110-85	H	1952-53	W	90-83	H		W	53-49	H	
1993-94	W	102-66	H					1958-59	W	75-64	H	1939-40	L	25-36	H	
1997-98	W	87-57	H	Toledo (4-0)				1989-90	W	68-64	H	1945-46	L	32-45	H	
1999-00	W	87-64	H	1970-71	W	92-76	N	1990-91	L	56-70	A		L	29-42	A	
2003-04	W	94-60	H	2004-05	W	73-57	H	1994-95	W	70-65	H	1962-63	W	71-69	H	
2007-08	W	92-85	H	2006-07	W	98-93	W	1995-96	W	61-48	A	1963-64	W	82-60	A	
				2007-08	W	77-70	A	VCU (2-0)				1964-65	W	94-79	H	
Tenn. State (7-0)								1986-87	W	75-67	N	1965-66	W	72-69	H	
1973-74	W	67-66	H	Transylvania (1-0)				2008-09	W	71-66	N	1966-67	W	76-70	A	
1995-96	W	93-74	H	1917-18	W	21-12	A				1972-73	W	103-88	H		
1997-98	W	94-64	H					VMI (3-0)				1980-81	W	78-76	N	
2003-04	W	85-64	H	Tulane (23-11)				1957-58	W	105-74	H	1999-00	W	101-77	H	
2004-05	W	87-65	H	1920-21	W	32-13	H	1963-64	W	87-71	H	2000-01	W	70-66	A	
2007-08	W	83-74	H	1924-25	L	25-32	A	1990-91	W	79-60	H	2001-02	W	80-75	H	
2009-10	W	84-71	H	1925-26	L	20-21	A				2009-10	L	69-76	N		
				1932-33	W	35-21	H				2010-11	W	82-62	H		
					W	39-22	H	Virginia Tech (2-5)								
Tennessee Tech (14-5)					W	28-25	N	1922-23	L	23-26	N	Western Mich. (1-0)				
1929-30	L	37-42	A	1933-34	L	15-19	A	1961-62	L	78-79	N	2003-04	W	71-58	N	
1937-38	W	34-31	H		W	23-21	A	1962-63	W	80-72	H					
	L	16-21	A	1934-35	W	50-34	H	1964-65	L	64-69	A	Wichita State (1-0)				
1939-40	W	37-35	H	1935-36	W	44-31	H	1974-75	W	75-72	H	2004-05	W	65-63	H	
1943-44	W	59-42	H	1947-48	L	56-64	N	1975-76	L	85-99	A					
	W	56-32	A		L	44-63	A	1977-78	L	75-76	H	William & Mary (4-0)				
1944-45	L	44-50	A		L	53-67	N				1954-55	W	86-61	H		
	L	40-54	A	1948-49	W	56-54	H	Virginia Union (1-0)				1955-56	W	89-80	H	
1976-77	W	106-71	H	1950-51	L	55-90	A	1978-79	W	75-63	N	1956-57	W	80-65	H	
1977-78	L	71-72	A	1951-52	W	84-63	H				1999-00	W	81-60	H		
1978-79	W	99-78	H	1952-53	L	53-76	A	Wabash (0-3)				Wittenberg (1-2)				
1980-81	W	97-64	H	1953-54	L	63-71	H	1907-08	L	7-27	H	1922-23	L	14-28	A	
1986-87	W	89-65	H	1954-55	L	58-62	A	1922-23	L	21-32	A	1931-32	L	24-39	A	
1991-92	W	96-89	H	1955-56	W	74-67	H	1924-25	L	14-15	A	1965-66	W	87-59	H	
1994-95	W	90-56	H	1956-57	W	71-53	A				Wofford (4-0)					
1996-97	W	82-61	H	1957-58	W	80-65	H	Wake Forest (5-4)				1995-96	W	97-59	H	
2003-04	W	98-79	H	1958-59	W	64-62	A	1965-66	W	102-82	H	1999-00	W	92-61	H	
2006-07	W	75-62	N	1959-60	W	68-64	H	1966-67	W	88-82	A	2000-01	W	75-53	H	
2008-09	W	83-63	H	1960-61	W	63-60	A	1982-83	L	68-75	H	2003-04	W	90-59	H	
				1961-62	W	77-65	H	1993-94	W	91-83	H	Wyoming (1-0)				
Texas (4-2)				1962-63	W	80-69	A	1994-95	L	51-63	A	1958-59	W	70-65	H	
1950-51	L	49-55	N	1963-64	W	96-64	H	1997-98	W	72-68	N					
1951-52	L	49-65	N	1964-65	W	85-67	A	1999-00	L	68-83	H	Xavier (Ohio) (0-4)				
1952-53	W	84-66	H		W	85-62	H	2006-07	L	78-88	A	1935-36	L	37-39	A	
1954-55	W	94-67	H	1965-66	W	91-69	H	2007-08	W	83-80	H	1947-48	L	42-79	A	
1956-57	W	94-67	H		W	97-72	A					L	42-62	H		
1988-89	W	94-79	H	2001-02	L	77-87	A	Washington (Mo.) (1-1)				1996-97	L	68-80	N	
				2002-03	W	66-46	H	1948-49	W	47-43	A	Yale (4-1)				
Texas A&M (1-0)								1949-50	L	53-55	H	1907-08	L	23-27	H	
1955-56	W	79-69	H	Tulsa (1-0)							1952-53	W	95-67	H		
				1950-51	W	56-49	N	Wash. & Lee (2-1)				1959-60	W	76-65	H	
TCU (4-1)								1916-17	L	8-26	A	1961-62	W	79-69	H	
1951-52	L	49-51	N	Union (2-0)				1926-27	W	44-32	N	1984-85	W	87-72	H	
1954-55	W	71-50	H	1911-12	W	95-24	A	1954-55	W	104-88	H					
1963-64	W	113-56	H	1913-14	W	54-20	A									
2003-04	W	95-60	A					Washington State (1-0)								
2004-05	W	78-55	H	Utah State (2-0)				2006-07	W	78-74	N					
				1987-88	W	80-77	N									
UTPA (1-0)				2007-08	W	77-56	N	Western Carolina (2-0)								
2004-05	W	90-54	H					1982-83	W	81-66	H					



VS. THE CONFERENCES

<u>America East</u>	<u>Record</u>	<u>Pct.</u>
Albany	-	-
Binghamton	-	-
Boston University	-	-
Hartford	-	-
Maine	-	-
Maryland-Baltimore County	-	-
New Hampshire	1-0	1.000
Stony Brook	-	-
Vermont	2-0	1.000
Total	3-0	1.000

<u>Atlantic Coast</u>	<u>Record</u>	<u>Pct.</u>
Boston College	4-4	.500
Clemson	8-5	.615
Duke	5-10	.333
Florida State	3-1	.750
Georgia Tech	39-32	.549
Maryland	0-1	.000
Miami (Fla.)	-	-
North Carolina	4-6	.400
North Carolina State	2-1	.667
Virginia	5-1	.833
Virginia Tech	2-5	.286
Wake Forest	5-4	.556
Total	77-70	.524

<u>Atlantic Sun</u>	<u>Record</u>	<u>Pct.</u>
Belmont	4-0	1.000
Campbell	1-0	1.000
East Tennessee State	8-0	1.000
Florida Atlantic	-	-
Gardner-Webb	-	-
Jacksonville	1-1	.500
Kennesaw State	-	-
Lipscomb	22-4	.846
Mercer	9-5	.643
North Florida	-	-
Stetson	1-0	1.000
Total	46-10	.821

<u>Atlantic 10</u>	<u>Record</u>	<u>Pct.</u>
Charlotte	0-1	.000
Dayton	4-0	1.000
Duquesne	-	-
Fordham	0-1	.000
George Washington	2-0	1.000
La Salle	1-0	1.000
Massachusetts	2-0	1.000
Rhode Island	0-2	.000
Richmond	2-1	.667
Saint Louis	5-3	.625
St. Bonaventure	1-0	1.000
St. Joseph's (Pa.)	1-0	1.000
Temple	1-2	.333
Xavier (Ohio)	0-4	.000
Total	19-14	.576

<u>Big East</u>	<u>Record</u>	<u>Pct.</u>
Cincinnati	1-6	.143
Connecticut	0-3	.000
DePaul	3-0	1.000
Georgetown	1-3	.250
Louisville	7-8	.467
Marquette	2-3	.400
Notre Dame	4-5	.444
Pittsburgh	1-1	.500
Providence	1-0	1.000
Rutgers	-	-
St. John's (N.Y.)	1-5	.167
Seton Hall	1-0	1.000
South Florida	2-1	.667
Syracuse	1-1	.500

Villanova	0-1	.000
West Virginia	0-1	.000
Total	25-38	.397

<u>Big Sky</u>	<u>Record</u>	<u>Pct.</u>
Eastern Washington	-	-
Idaho State	-	-
Montana	-	-
Montana State	-	-
Northern Arizona	-	-
Portland State	-	-
Sacramento State	-	-
Weber State	-	-
Total	0-0	.000

<u>Big South</u>	<u>Record</u>	<u>Pct.</u>
Birmingham Southern	1-1	.500
Charleston Southern	-	-
Coastal Carolina	-	-
High Point	1-0	1.000
Liberty	1-0	1.000
UNC-Asheville	3-0	1.000
Presbyterian	1-0	1.000
Radford	-	-
Virginia Military Institute	3-0	1.000
Winthrop	-	-
Total	10-1	.909

<u>Big Ten</u>	<u>Record</u>	<u>Pct.</u>
Illinois	3-6	.333
Indiana	3-6	.333
Iowa	-	-
Michigan	2-6	.250
Michigan State	1-0	1.000
Minnesota	0-4	.000
Northwestern	4-1	.800
Ohio State	4-3	.571
Penn State	2-1	.666
Purdue	1-1	.500
Wisconsin	-	-
Total	20-28	.417

<u>Big 12</u>	<u>Record</u>	<u>Pct.</u>
Baylor	8-1	.889
Colorado	-	-
Iowa State	3-4	.429
Kansas	2-2	.500
Kansas State	4-5	.444
Missouri	3-2	.600
Nebraska	5-2	.714
Oklahoma	2-0	1.000
Oklahoma State	1-1	.500
Texas	4-2	.666
Texas A&M	1-0	1.000
Texas Tech	6-2	.750
Total	39-21	.650

<u>Big West</u>	<u>Record</u>	<u>Pct.</u>
Cal-State Northridge	1-0	1.000
UC-Irvine	-	-
UC-Santa Barbara	-	-
UC-Riverside	-	-
Cal-Poly SLO	1-0	1.000
Cal-State Fullerton	-	-
Long Beach State	1-0	1.000
Pacific	-	-
Total	3-0	1.000

<u>Colonial</u>	<u>Record</u>	<u>Pct.</u>
Delaware	-	-
Drexel	-	-
George Mason	-	-

Georgia State	1-0	1.000
Hofstra	1-0	1.000
James Madison	1-0	1.000
UNC-Wilmington	1-0	1.000
Northeastern	-	-
Old Dominion	-	-
Towson	-	-
Virginia Commonwealth	2-0	1.000
William & Mary	4-0	1.000
Total	10-0	1.000

<u>Conference USA</u>	<u>Record</u>	<u>Pct.</u>
Alabama-Birmingham	4-1	.800
Central Florida	-	-
East Carolina	1-0	1.000
Houston	1-1	.500
Marshall	-	-
Memphis	8-6	.571
Rice	15-3	.833
Southern Methodist	14-6	.700
Southern Mississippi	1-1	.500
UTEP	-	-
Tulane	23-10	.697
Tulsa	1-0	1.000
Total	68-18	.791

<u>Independents</u>	<u>Record</u>	<u>Pct.</u>
Morris Brown	-	-
Temple	1-2	.333
Texas-Pan American	1-0	1.000
Texas A&M-Corpus Christi	-	-
Total	2-2	.500

<u>Ivy League</u>	<u>Record</u>	<u>Pct.</u>
Brown	-	-
Columbia	2-1	.666
Cornell	2-0	1.000
Dartmouth	2-2	.500
Harvard	1-0	1.000
Pennsylvania	2-1	.666
Princeton	4-0	1.000
Yale	4-1	.800
Total	17-5	.773

<u>Metro Atlantic Athletic</u>	<u>Record</u>	<u>Pct.</u>
Canisius	-	-
Fairfield	-	-
Iona	2-0	1.000
Loyola (Md.)	-	-
Manhattan	2-0	1.000
Marist	-	-
Niagra	-	-
Rider	-	-
St. Peter's	-	-
Siena	0-1	.000
Total	4-1	.800

<u>Mid-American</u>	<u>Record</u>	<u>Pct.</u>
Akron	-	-
Ball State	-	-
Bowling Green	2-0	1.000
Buffalo	-	-
Central Michigan	1-0	1.000
Eastern Michigan	-	-
Kent	-	-
Miami (Ohio)	3-1	.750
Northern Illinois	-	-
Ohio	1-0	1.000
Toledo	4-0	1.000
Western Michigan	1-0	1.000
Total	12-1	.923



VS. THE CONFERENCES

<u>Mid-Continent</u>	<u>Record</u>	<u>Pct.</u>
Centenary	1-0	1.000
Chicago State	-	-
IUPUI	2-0	1.000
Missouri-Kansas City	-	-
Oakland	-	-
Oral Roberts	-	-
Southern Utah	-	-
Western Illinois	-	-
Total	3-0	1.000
<u>Mid-Eastern Athletic</u>	<u>Record</u>	<u>Pct.</u>
Bethune-Cookman	-	-
Coppin State	-	-
Delaware State	-	-
Florida A&M	1-0	1.000
Hampton	1-0	1.000
Howard	2-1	.667
Maryland-Eastern Shore	-	-
Morgan State	-	-
Norfolk State	-	-
North Carolina A&T State	2-0	1.000
South Carolina State	1-0	1.000
Total	7-1	.875
<u>Horizon League</u>	<u>Record</u>	<u>Pct.</u>
Butler	0-3	.000
Cleveland State	1-0	1.000
Detroit Mercy	-	-
Illinois-Chicago	0-1	.000
Loyola (Chicago)	0-3	.000
Valparaiso	2-0	1.000
Wisconsin-Green Bay	-	-
Wisconsin-Milwaukee	-	-
Wright State	-	-
Youngstown State	-	-
Total	3-7	.300
<u>Missouri Valley</u>	<u>Record</u>	<u>Pct.</u>
Bradley	3-0	1.000
Creighton	0-3	.000
Drake	1-1	.500
Evansville	2-4	.333
Illinois State	1-0	1.000
Indiana State	1-1	.500
Northern Iowa	-	-
Southern Illinois	1-1	.500
Southwest Missouri State	-	-
Wichita State	1-0	1.000
Total	10-10	.500
<u>Mountain West</u>	<u>Record</u>	<u>Pct.</u>
Air Force	2-0	1.000
Brigham Young	1-0	1.000
Colorado State	-	-
Nevada-Las Vegas	-	-
New Mexico	3-0	1.000
San Diego State	-	-
TCU	4-1	.800
Utah	-	-
Wyoming	1-0	1.000
Total	11-1	.917
<u>Northeast Conference</u>	<u>Record</u>	<u>Pct.</u>
Central Connecticut State	-	-
Fairleigh Dickinson	-	-
Long Island	-	-
Monmouth	0-1	.000
Mount State Mary's (Md.)	-	-
Quinnipiac	-	-
Robert Morris	-	-
Sacred Heart	-	-

St. Francis (N.Y.)	-	-
St. Francis (Pa.)	1-0	1.000
Wagner	-	-
Total	1-1	.500
<u>Ohio Valley</u>	<u>Record</u>	<u>Pct.</u>
Austin Peay	13-1	.929
Eastern Illinois	-	-
Eastern Kentucky	3-0	1.000
Jacksonville State	1-0	1.000
Morehead State	4-0	1.000
Murray State	3-2	.600
Samford	4-0	1.000
Southeast Missouri State	1-0	1.000
Tennessee State	7-0	1.000
Tennessee Tech	14-5	.737
Tennessee-Martin	5-0	1.000
Total	55-8	.873
<u>Pacific 10</u>	<u>Record</u>	<u>Pct.</u>
Arizona	2-0	1.000
Arizona State	0-3	.000
California	-	-
Oregon	4-2	.600
Oregon State	-	-
Southern California	1-4	.200
Stanford	0-2	.000
UCLA	1-0	1.000
Washington	-	-
Washington State	1-0	1.000
Total	9-11	.450
<u>Patriot League</u>	<u>Record</u>	<u>Pct.</u>
American	1-0	1.000
Army	3-0	1.000
Bucknell	-	-
Colgate	1-0	1.000
Holy Cross	2-1	.666
Lafayette	-	-
Lehigh	2-0	1.000
Navy	2-2	.500
Total	11-3	.786
<u>Southeastern</u>	<u>Record</u>	<u>Pct.</u>
Alabama	64-65	.496
Arkansas	9-16	.360
Auburn	80-51	.611
Florida	63-59	.516
Georgia	85-48	.639
Kentucky	44-134	.247
Louisiana State	59-48	.551
Mississippi	72-39	.649
Mississippi State	74-44	.627
South Carolina	24-24	.500
Tennessee	68-109	.384
Total	640-633	.503
<u>Southern</u>	<u>Record</u>	<u>Pct.</u>
Appalachian State	3-1	.750
The Citadel	5-0	1.000
College of Charleston	2-0	1.000
Davidson	3-1	.750
Elon	1-0	1.000
Furman	6-1	.857
Georgia Southern	1-0	1.000
UNC Greensboro	2-0	1.000
Chattanooga	13-3	.813
Western Carolina	2-0	1.000
Wofford	4-0	1.000
Total	42-6	.875

<u>Southland</u>	<u>Record</u>	<u>Pct.</u>
Central Arkansas	1-0	1.000
Lamar	-	-
McNeese State	-	-
Nicholls State	1-0	1.000
Louisiana-Monroe	-	-
Northwestern State (La.)	-	-
Sam Houston State	-	-
Southeastern Louisiana	2-0	1.000
Texas State	-	-
Stephen F. Austin	-	-
Texas-Arlington	-	-
Texas-San Antonio	-	-
Total	4-0	1.000
<u>Southwestern Athletic</u>	<u>Record</u>	<u>Pct.</u>
Alabama A&M	5-0	1.000
Alabama State	-	-
Alcorn State	-	-
Arkansas-Pine Bluff	-	-
Grambling State	1-0	1.000
Jackson State	-	-
Mississippi Valley State	1-0	1.000
Prairie View A&M	-	-
Southern	-	-
Texas Southern	-	-
Total	7-0	1.000
<u>Sun Belt</u>	<u>Record</u>	<u>Pct.</u>
Arkansas-Little Rock	1-0	1.000
Arkansas State	3-0	1.000
Denver	-	-
Florida Atlantic	-	-
Florida International	-	-
Louisiana-Lafayette	1-0	1.000
Middle Tennessee State	28-4	.876
New Orleans	3-0	1.000
North Texas	-	-
South Alabama	1-0	1.000
Troy	-	-
Western Kentucky	14-11	.560
Total	54-15	.783
<u>West Coast</u>	<u>Record</u>	<u>Pct.</u>
Gonzaga	-	-
Loyola Marymount	-	-
Pepperdine	-	-
Portland	2-0	1.000
St. Mary's (Calif.)	2-0	1.000
San Diego	-	-
San Francisco	1-0	1.000
Santa Clara	-	-
Total	5-0	1.000
<u>Western Athletic</u>	<u>Record</u>	<u>Pct.</u>
Boise State	1-0	1.000
Fresno State	-	-
Hawaii	2-0	1.000
Idaho	-	-
Louisiana Tech	1-1	.500
Nevada	-	-
New Mexico State	3-0	1.000
San Jose State	-	-
Tulsa	1-0	1.000
Utah State	2-0	1.000
Total	10-1	.767



NON-CONFERENCE OPPONENTS

Oregon

Nov. 11 • Memorial Gym

Team Information

Head Coach: Dana Altman, 2nd year

Overall Record: 431-261 (22)

School Record: 21-18 (1)

2010-11 Overall Record: 21-18

2010-11 Pac 10 Record: 7-11

Media Relations

Contact: Chris Geraghty

Phone: 541/346-7332

E-mail: chrisg@uoregon.edu

Cleveland State

(TicketCity Legends Classic)

Nov. 13 • Memorial Gym

Team Information

Head Coach: Gary Waters, 17th year

Overall Record: 271-206 (16)

School Record: 100-71 (5)

2010-11 Overall Record: 27-9

2010-11 Horizon League Record: 13-5

Media Relations

Contact: Greg Murphy

Phone: 216-687-5288

E-mail: g.j.murphy@csuohio.edu

Bucknell

(TicketCity Legends Classic)

Nov. 15 • Memorial Gym

Team Information

Head Coach: Dave Paulsen, 18th year

Overall Record: 308-169 (17)

School Record: 46-49 (3)

2010-11 Overall Record: 25-9

2010-11 Patriot League Record: 13-1

Media Relations

Contact: Jon Terry

Phone: 570/577-3121

E-mail: terry@bucknell.edu

North Carolina State

(TicketCity Legends Classic)

Nov. 19 • East Rutherford, N.J.

Team Information

Head Coach: Mark Gottfried, 1st year

Overall Record: 278-154 (14)

School Record: first year

2010-11 Overall Record: 15-16

2010-11 ACC Record: 5-11

Media Relations

Contact: Dwayne Harrison

Phone: 919/515-2102

E-mail: dwayne_harrison@ncsu.edu

Texas (Possible Opp.)

Nov. 21 • East Rutherford, N.J.

Team Information

Head Coach: Rick Barnes, 25th year

Overall Record: 524-257 (24)

School Record: 322-123 (13)

2010-11 Overall Record: 28-8

2010-11 Big 12 Record: 13-3

Media Relations

Contact: Scott McConnell

Phone: 512/471-7437

E-mail: Scott.McConnell@athletics.utexas.edu

Oregon State (Possible Opp.)

Nov. 21 • East Rutherford, N.J.

Team Information

Head Coach: Craig Robinson, 6th year

Overall Record: 73-84 (5)

School Record: 43-56 (3)

2010-11 Overall Record: 11-20

2010-11 Pac 12 Record: 5-13

Media Relations

Contact: Shawn Schoeffler

Phone: 541/737-8898

E-mail: shawn.schoeffler@oregonstate.edu

Monmouth

Nov. 25 • Memorial Gym

Team Information

Head Coach: King Rice, 1st year

Overall Record: 1st year

School Record: same

2010-11 Overall Record: 9-21

2010-11 NEC Record: 5-13

Media Relations

Contact: Chris Tobin

Phone: 732/263-5180

E-mail: ctobin@monmouth.edu

Xavier

Nov. 28 • Memorial Gym

Team Information

Head Coach: Chris Mack, 3rd year

Overall Record: 50-17 (2)

School Record: same

2010-11 Overall Record: 24-8

2010-11 Atlantic 10: 15-1

Media Relations

Contact: Tom Eiser

Phone: 513/745-3124

E-mail: eiser@xavier.edu

Louisville

Dec. 2 • Louisville, Ky.

Team Information

Head Coach: Rick Pitino, 26th year

Overall Record: 597-220 (25)

School Record: 245-96 (10)

2010-11 Overall Record: 25-10

2010-11 Big East Record: 12-6

Media Relations

Contact: Kenny Klein

Phone: 502/852-6581

E-mail: Kenny.klein@louisville.edu

Davidson

Dec. 7 • Davidson, N.C.

Team Information

Head Coach: Bob McKillop, 23rd year

Overall Record: 401-263 (22)

School Record: same

2010-11 Overall Record: 18-15

2010-11 SoCon Record: 10-8

Media Relations

Contact: Marc Gignac

Phone: 704/894-2123

E-mail: magignac@davidson.edu

Indiana State

Dec. 17 • Memorial Gym

Team Information

Head Coach: Greg Lansing, 2nd year

Overall Record: 20-14

School Record: same

2010-11 Overall Record: 12-20

2010-11 MVC: 3-15

Media Relations

Contact: Ace Hunt

Phone: 812/237-4161

E-mail: ace.hunt@indstate.edu

Longwood

Dec. 19 • Memorial Gym

Team Information

Head Coach: Mike Gillian, 9th year

Overall Record: 75-168 (8)

School Record: same

2010-11 Overall Record: 12-19

Media Relations

Contact: Greg Prouty

Phone: 434/395-2097

E-mail: proutygd@longwood.edu

Lafayette

Dec. 21 • Memorial Gym

Team Information

Head Coach: Fran O'Hanlon, 17th year

Overall Record: 226-242 (16)

School Record: same

2010-11 Overall Record: 13-19

2010-11 Patriot League Record: 6-8

Media Relations

Contact: Philip LaBella

Phone: 610/330-5123

E-mail: labellap@lafayette.edu

Marquette

Dec. 29 • Milwaukee, Wisc.

Team Information

Head Coach: Buzz Williams, 4th year

Overall Record: 83-54 (4)

School Record: 69-37 (3)

2010-11 Overall Record: 22-15

2010-11 Big East Record: 9-9

Media Relations

Contact: Scott Kuykendall

Phone: 414/288-4794

E-mail: scott.kuykendall@marquette.edu

Miami (Ohio)

Jan. 2 • Memorial Gym

Team Information

Head Coach: Charlie Coles, 22nd year

Overall Record: 346-287 (21)

School Record: 254-203 (15)

2010-11 Overall Record: 16-17

2010-11 MAC Record: 11-5

Media Relations

Contact: Angie Renninger

Phone: 513/529-6239

E-mail: renninal@muohio.edu

MTSU

Jan. 28 • Nashville, Tenn.

Team Information

Head Coach: Kermit Davis, 17th year

Overall Record: 290-201 (16)

School Record: 153-126 (9)

2010-11 Overall Record: 16-16

2010-11 Sun Belt Record: 10-6

Media Relations

Contact: Leslie Wilhite

Phone: 615/904-8115

E-mail: wilhite@goblueraiders.com



SEC OPPONENTS

South Carolina

Jan. 10 • Columbia, S.C.

Feb. 22 • Memorial Gym

Team Information

Head Coach: Darrin Horn, 9th year

Overall Record: 161-90 (8)

School Record: 50-42 (3)

2010-11 Overall Record: 14-16

2010-11 SEC Record: 5-11

Media Relations

Contact: Emily Feeney

Phone: 803/727-3284

E-mail: efeeney@mailbox.sc.edu

Georgia

Jan. 14 • Memorial Gym

Feb. 19 • Athens, Ga.

Team Information

Head Coach: Mark Fox, 7th year

Overall Record: 158-72 (6)

School Record: 35-29 (2)

2010-11 Overall Record: 21-12

2010-11 SEC Record: 9-7

Media Relations

Contact: Tim Hix

Phone: 706/542-1621

E-mail: thix@sports.uga.edu

Tennessee

Jan. 24 • Memorial Gym

Mar. 3 • Knoxville, Tenn.

Team Information

Head Coach: Cuonzo Martin, 1st year

Overall Record: 61-41 (3)

School Record: First year

2010-11 Overall Record: 19-15

2010-11 SEC Record: 8-8

Media Relations

Contact: Tom Satkowiak

Phone: 865/974-7501

E-mail: tomsid@utk.edu

Ole Miss

Feb. 16 • Oxford, Miss.

Team Information

Head Coach: Andy Kennedy, 7th year

Overall Record: 126-77 (6)

School Record: 105-64 (5)

2010-11 Overall Record: 20-14

2010-11 SEC Record: 7-9

Media Relations

Contact: Joey Jones

Phone: 662/915-7526

E-mail: joeyj@olemiss.edu

Mississippi State

Jan. 21 • Memorial Gym

Team Information

Head Coach: Rick Stansbury, 14th year

Overall Record: 272-154 (13)

School Record: same

2010-11 Overall Record: 17-14

2010-11 SEC Record: 9-7

Media Relations

Contact: Gregg Ellis

Phone: 662/325-3595

E-mail: gellis@athletics.msstate.edu

Arkansas

Jan. 31 • Fayetteville, Ark.

Team Information

Head Coach: Mike Anderson, 1st year

Overall Record: 200-98 (9)

School Record: first year

2010-11 Overall Record: 18-13

2010-11 SEC Record: 7-9

Media Relations

Contact: Phil Pierce

Phone: 479/575-7430

E-mail: ppierce@uark.edu

Florida

Feb. 4 • Gainesville, Fla.

Feb. 28 • Memorial Gym

Team Information

Head Coach: Billy Donovan, 17th year

Overall Record: 395-167 (16)

School Record: 360-147 (15)

2010-11 Overall Record: 29-8

2010-11 SEC Record: 13-3

Media Relations

Contact: Denver Parier

Phone: 352/375-4683 x 6119

E-mail: DenverP@gators.ufl.edu

Alabama

Jan. 19 • Tuscaloosa, Ala.

Team Information

Head Coach: Anthony Grant, 6th year

Overall Record: 116-52 (5)

School Record: 42-27 (2)

2010-11 Overall Record: 25-12

2010-11 SEC Record: 12-4

Media Relations

Contact: Ty Patton

Phone: 205/348-5401

E-mail: tpatton@ia.ua.edu

Kentucky

Feb. 11 • Memorial Gym

Feb. 25 • Lexington, Ky.

Team Information

Head Coach: John Calipari, 20th year

Overall Record: 509-152 (19)

School Record: 64-12 (2)

2010-11 Overall Record: 29-9

2010-11 SEC Record: 10-6

Media Relations

Contact: DeWayne Peevy

Phone: 859/227-1779

E-mail: dewayne.peevy@uky.edu

Auburn

Jan. 7 • Memorial Gym

Team Information

Head Coach: Tony Barbee, 6th year

Overall Record: 93-72 (5)

School Record: 11-20 (1)

2010-11 Overall Record: 11-20

2010-11 SEC Record: 4-12

Media Relations

Contact: Chuck Gallina

Phone: 334/844-9800

E-mail: chuckg@auburn.edu

LSU

Feb. 8 • Memorial Gym

Team Information

Head Coach: Trent Johnson, 14th year

Overall Record: 209-170 (13)

School Record: 49-49 (2)

2010-11 Overall Record: 11-21

2010-11 SEC Record: 3-13

Media Relations

Contact: Kent Lowe

Phone: 225/578-1864

E-mail: clowe@lsu.edu



SEC ONLY COMPOSITE SCHEDULE

ALL TIMES EASTERN

JANUARY

7 (Saturday)

*Ole Miss at LSU	SEC Network	1:30 p.m.
*Auburn at Vanderbilt	SEC Network	1:30 p.m.
*Florida at Tennessee	ESPN2	11:00 a.m.
*South Carolina at Kentucky	SEC Network	4:00 p.m.
*Alabama at Georgia	FSN	7:00 p.m.
*Mississippi State at Arkansas	CSS	9:00 p.m.

10 (Tuesday)

*Georgia at Florida	ESPN	7:00 p.m.
*Vanderbilt at South Carolina	ESPNU	9:00 p.m.

11 (Wednesday)

*Arkansas at Ole Miss	SEC Network	8:00 p.m.
*Kentucky at Auburn	SEC Network	8:00 p.m.
*LSU at Alabama	CSS	9:00 p.m.

12 (Thursday)

*Tennessee at Mississippi State	ESPN/2	9:00 p.m.
---------------------------------	--------	-----------

14 (Saturday)

*Kentucky at Tennessee	ESPN	Noon
*Ole Miss at Auburn	SEC Network	1:30 p.m.
*Alabama at Mississippi State	SEC Network	4:00 p.m.
*Georgia at Vanderbilt	SEC Network	4:00 p.m.
*Florida at South Carolina	CSS	7:00 p.m.
*LSU at Arkansas	FSN	9:00 p.m.

17 (Tuesday)

*Auburn at LSU	ESPNU	7:00 p.m.
*Arkansas at Kentucky	ESPN	9:00 p.m.

18 (Wednesday)

*Tennessee at Georgia	SEC Network	8:00 p.m.
*Mississippi State at Ole Miss	CSS	9:00 p.m.

19 (Thursday)

*Vanderbilt at Alabama	ESPN/2	7:00 p.m.
-------------------------------	---------------	------------------

21 (Saturday)

*Alabama at Kentucky	CBS Sports	Noon
*South Carolina at Auburn	SEC Network	1:30 p.m.
Michigan at Arkansas	CBS Sports	2:00 p.m.
*Ole Miss at Georgia	SEC Network	4:00 p.m.
UConn at Tennessee	CBS Sports	4:00 p.m.
*LSU at Florida	FSN	6:00 p.m.
*Mississippi State at Vanderbilt	ESPN2	7:00 p.m.

24 (Tuesday)

*Tennessee at Vanderbilt	ESPNU	7:00 p.m.
*Kentucky at Georgia	ESPN	9:00 p.m.

25 (Wednesday)

*Alabama at South Carolina	SEC Network	8:00 p.m.
*LSU at Mississippi State	SEC Network	8:00 p.m.
*Auburn at Arkansas	CSS	9:00 p.m.

26 (Thursday)

*Florida at Ole Miss	ESPN/2	7:00 p.m.
----------------------	--------	-----------

28 (Saturday)

*Mississippi State at Florida	SEC Network	1:30 p.m.
*Arkansas at Alabama	SEC Network	1:30 p.m.
Middle Tennessee at Vanderbilt	SEC Network	2:00 p.m.
*Kentucky at LSU	SEC Network	4:00 p.m.
*Auburn at Tennessee	ESPN2	6:00 p.m.
*South Carolina at Ole Miss	FSN	7:00 p.m.

31 (Tuesday)

*Tennessee at Kentucky	ESPNU	7:00 p.m.
------------------------	-------	-----------

*Vanderbilt at Arkansas

ESPN

9:00 p.m.

FEBRUARY

1 (Wednesday)

*Georgia at Auburn	SEC Network	8:00 p.m.
--------------------	-------------	-----------

2 (Thursday)

*South Carolina at Florida	ESPN/2	9:00 p.m.
----------------------------	--------	-----------

4 (Saturday)

*Vanderbilt at Florida	CBS Sports	1:00 p.m.
*Arkansas at LSU	SEC Network	1:30 p.m.
*Auburn at Mississippi State	SEC Network	4:00 p.m.
*Kentucky at South Carolina	ESPN/2	6:00 p.m.
*Georgia at Tennessee	FSN	8:00 p.m.
*Ole Miss at Alabama	ESPN2	8:00 p.m.

7 (Tuesday)

*Florida at Kentucky	ESPN	7:00 p.m.
*Alabama at Auburn	ESPNU	9:00 p.m.

8 (Wednesday)

*Arkansas at Georgia	SEC Network	8:00 p.m.
*South Carolina at Tennessee	SEC Network	8:00 p.m.
*LSU at Vanderbilt	CSS	9:00 p.m.

9 (Thursday)

*Ole Miss at Mississippi State	ESPN/2	7:00 p.m.
--------------------------------	--------	-----------

11 (Saturday)

*South Carolina at Arkansas	SEC Network	1:30 p.m.
*Georgia at Mississippi State	SEC Network	1:30 p.m.
*Tennessee at Florida	SEC Network	4:00 p.m.
*Auburn at Ole Miss	FSN	7:00 p.m.
*Alabama at LSU	ESPN2	7:00 p.m.
*Kentucky at Vanderbilt	ESPN	9:00 p.m.

14 (Tuesday)

*Florida at Alabama	ESPN	7:00 p.m.
*Mississippi State at LSU	ESPNU	9:00 p.m.

15 (Wednesday)

*Georgia at South Carolina	CSS	7:00 p.m.
*Arkansas at Tennessee	SEC Network	8:00 p.m.

16 (Thursday)

*Vanderbilt at Ole Miss	ESPN/2	9:00 p.m.
--------------------------------	---------------	------------------

18 (Saturday)

*Tennessee at Alabama	SEC Network	1:30 p.m.
*LSU at South Carolina	SEC Network	1:30 p.m.
*Ole Miss at Kentucky	SEC Network	4:00 p.m.
*Florida at Arkansas	ESPN/2	6:00 p.m.
*Mississippi State at Auburn	FSN	8:00 p.m.

19 (Sunday)

*Vanderbilt at Georgia	FSN	1:00 p.m.
-------------------------------	------------	------------------

21 (Tuesday)

*Auburn at Florida	ESPNU	7:00 p.m.
*Kentucky at Mississippi State	ESPN	9:00 p.m.

22 (Wednesday)

*Ole Miss at Tennessee	CSS	7:00 p.m.
*Georgia at LSU	SEC Network	8:00 p.m.
*South Carolina at Vanderbilt	SEC Network	8:00 p.m.

23 (Thursday)

*Alabama at Arkansas	ESPN/2	7:00 p.m.
----------------------	--------	-----------

25 (Saturday)

*Vanderbilt at Kentucky	CBS Sports	Noon
--------------------------------	-------------------	-------------

*LSU at Ole Miss	SEC Network	1:30 p.m.
*Arkansas at Auburn	SEC Network	4:00 p.m.
*Florida at Georgia	SEC Network	4:00 p.m.
*Mississippi State at Alabama	ESPN/2	6:00 p.m.
*Tennessee at South Carolina	FSN	8:00 p.m.

28 (Tuesday)

*Ole Miss at Arkansas	ESPNU	7:00 p.m.
*Florida at Vanderbilt	ESPN	9:00 p.m.

29 (Wednesday)

*Auburn at Alabama	SEC Network	8:00 p.m.
*Mississippi St. at South Carolina	SEC Network	8:00 p.m.
*Tennessee at LSU	CSS	9:00 p.m.

MARCH

1 (Thursday)

*Georgia at Kentucky	ESPN/2	9:00 p.m.
----------------------	--------	-----------

3 (Saturday)

*South Carolina at Georgia	SEC Network	1:30 p.m.
*LSU at Auburn	CBS Sports	2:00 p.m.
*Vanderbilt at Tennessee	ESPN/2	4:00 p.m.
*Alabama at Ole Miss	SEC Network	4:00 p.m.
*Arkansas at Mississippi State	FSN	5:00 p.m.

4 (Sunday)

*Kentucky at Florida	CBS Sports	Noon
----------------------	------------	------

2012 SEC Men's Basketball Tournament New Orleans Arena, New Orleans, La.

8 (Thursday)

SEC Tournament Game 1	SEC Network	Noon CT
SEC Tournament Game 2	SEC Network	2:30 p.m. CT
SEC Tournament Game 3	SEC Network	6:30 p.m. CT
SEC Tournament Game 4	SEC Network	9:00 p.m. CT

9 (Friday)

SEC Tournament Game 5	SEC Network	Noon CT
SEC Tournament Game 6	SEC Network	2:30 p.m. CT
SEC Tournament Game 7	SEC Network	6:30 p.m. CT
SEC Tournament Game 8	SEC Network	9:00 p.m. CT

10 (Saturday)

SEC Tournament Game 9	ABC	Noon CT
SEC Tournament Game 10	ABC	2:30 p.m. CT

11 (Sunday)

Championship Game (Game 11)	ABC	Noon CT
-----------------------------	-----	---------

VANDERBILT BASKETBALL



2011-12 SCHEDULE



Date	Opponent	Location	Time	TV
Mon., Nov. 7	Xavier (New Orleans) (EXHIBITION)	Memorial Gym	7 p.m.	None
Fri., Nov. 11	Oregon	Memorial Gym	9 p.m.	FSN
Sun., Nov. 13	Cleveland State (Legends Classic)	Memorial Gym	1 p.m.	ESPNU
Tues., Nov. 15	Bucknell (Legends Classic)	Memorial Gym	7 p.m.	vucommodores.com

2011 TicketCity Legends Classic

Sat., Nov. 19	North Carolina State	East Rutherford, N.J.	5:30 p.m.	ESPN3
Mon., Nov. 21	Texas/Oregon State	East Rutherford, N.J.	5:30/8 p.m.	ESPN3

Fri., Nov. 25	Monmouth	Memorial Gym	8 p.m.	vucommodores.com
Mon., Nov. 28	Xavier	Memorial Gym	6 p.m.	ESPN2
Fri., Dec. 2	Louisville	Yum Brands Center	7:30 p.m.	ESPN
Wed., Dec. 7	Davidson	Davidson, N.C.	6 p.m.	TBA
Sat., Dec. 17	Indiana State	Memorial Gym	4:30 p.m.	CSS
Mon., Dec. 19	Longwood	Memorial Gym	7 p.m.	vucommodores.com
Wed., Dec. 21	Lafayette	Memorial Gym	7 p.m.	FSN
Thurs., Dec. 29	Marquette	Milwaukee, Wis.	8 p.m.	ESPN2
Mon., Jan. 2	Miami (Ohio)	Memorial Gym	7 p.m.	vucommodores.com
Sat., Jan. 7	Auburn*	Memorial Gym	12:30 p.m.	SEC Network
Tues., Jan. 10	South Carolina*	Columbia, S.C.	8 p.m.	ESPNU
Sat., Jan. 14	Georgia*	Memorial Gym	3 p.m.	SEC Network
Thurs., Jan. 19	Alabama*	Tuscaloosa, Ala.	6 p.m.	ESPN/ESPN2
Sat., Jan. 21	Mississippi State*	Memorial Gym	6 p.m.	ESPN/ESPN2
Tues., Jan. 24	Tennessee*	Memorial Gym	6 p.m.	ESPNU
Sat., Jan. 28	Middle Tennessee State	Memorial Gym	1 p.m.	vucommodores.com
Tues., Jan. 31	Arkansas*	Fayetteville, Ark.	8 p.m.	ESPN
Sat., Feb. 4	Florida*	Gainesville, Fla.	12 p.m.	CBS
Wed., Feb. 8	LSU*	Memorial Gym	8 p.m.	CSS
Sat., Feb. 11	Kentucky*	Memorial Gym	8 p.m.	ESPN (Gameday)
Thurs., Feb. 16	Ole Miss*	Oxford, Miss.	8 p.m.	ESPN/ESPN2
Sun., Feb. 19	Georgia*	Athens, Ga.	12 p.m.	FSN
Wed., Feb. 22	South Carolina*	Memorial Gym	7 p.m.	SEC Network
Sat., Feb. 25	Kentucky*	Rupp Arena	11 a.m.	CBS
Tues., Feb. 28	Florida*	Memorial Gym	8 p.m.	ESPN
Sat., Mar. 3	Tennessee*	Knoxville, Tenn.	3 p.m.	ESPN/ESPN2
Thurs-Sun., Mar. 8-11	SEC Tournament	New Orleans, La.	TBA	SEC Network/ABC
Tues.-Wed., Mar. 13-14	NCAA First Four	Dayton, Ohio	TBA	truTV
Thurs.-Sun., Mar. 15-18	NCAA 2nd & 3rd Rounds	TBA	TBA	TBA
Thurs.-Sun., Mar. 22-25	NCAA Regionals	TBA	TBA	CBS
Sat.-Mon., Mar. 31-Apr. 2	NCAA Final Four	New Orleans, La.	TBA	CBS

* SEC Game; **Bold** - Home game; All Times Central